

US00D508504S

(12) **United States Design Patent**
Schmidt et al.

(10) **Patent No.:** **US D508,504 S**

(45) **Date of Patent:** **** Aug. 16, 2005**

(54) **MODULAR REFRIGERATOR**

(75) Inventors: **Duane A. Schmidt**, Newburgh, IN (US); **Allan R. Steinkuhl**, Evansville, IN (US); **Joseph L. Coleman**, Evansville, IN (US)

(73) Assignee: **Whirlpool Corporation**, Benton Harbor, MI (US)

(**) Term: **14 Years**

(21) Appl. No.: **29/212,527**

(22) Filed: **Sep. 2, 2004**

Related U.S. Application Data

(63) Continuation of application No. 29/173,543, filed on Dec. 30, 2002, now Pat. No. Des. 497,921.

(51) **LOC (8) Cl.** **15-07**

(52) **U.S. Cl.** **D15/91**

(58) **Field of Search** D15/79-91; D6/432, D6/582; D12/203, 221; D25/62, 163; 238/14; 152/208; 404/19, 35

(56) **References Cited**

U.S. PATENT DOCUMENTS

4,787,556 A * 11/1988 Heisson 238/14
D333,645 S * 3/1993 Tyler D12/221
D370,452 S * 6/1996 Beasley D12/203

D372,011 S * 7/1996 Tyler D12/203
5,807,021 A * 9/1998 Aaron 404/19
D441,093 S * 4/2001 Johnson D25/62
D456,533 S * 4/2002 Moller, Jr. D25/163

* cited by examiner

Primary Examiner—Mitchell Siegel

(74) *Attorney, Agent, or Firm*—Stephen Krefman; Robert O. Rice; John F. Colligan

(57) **CLAIM**

The ornamental design for a modular refrigerator, as shown and described.

DESCRIPTION

FIG. 1 is a right front perspective view of the design of the modular refrigerator;

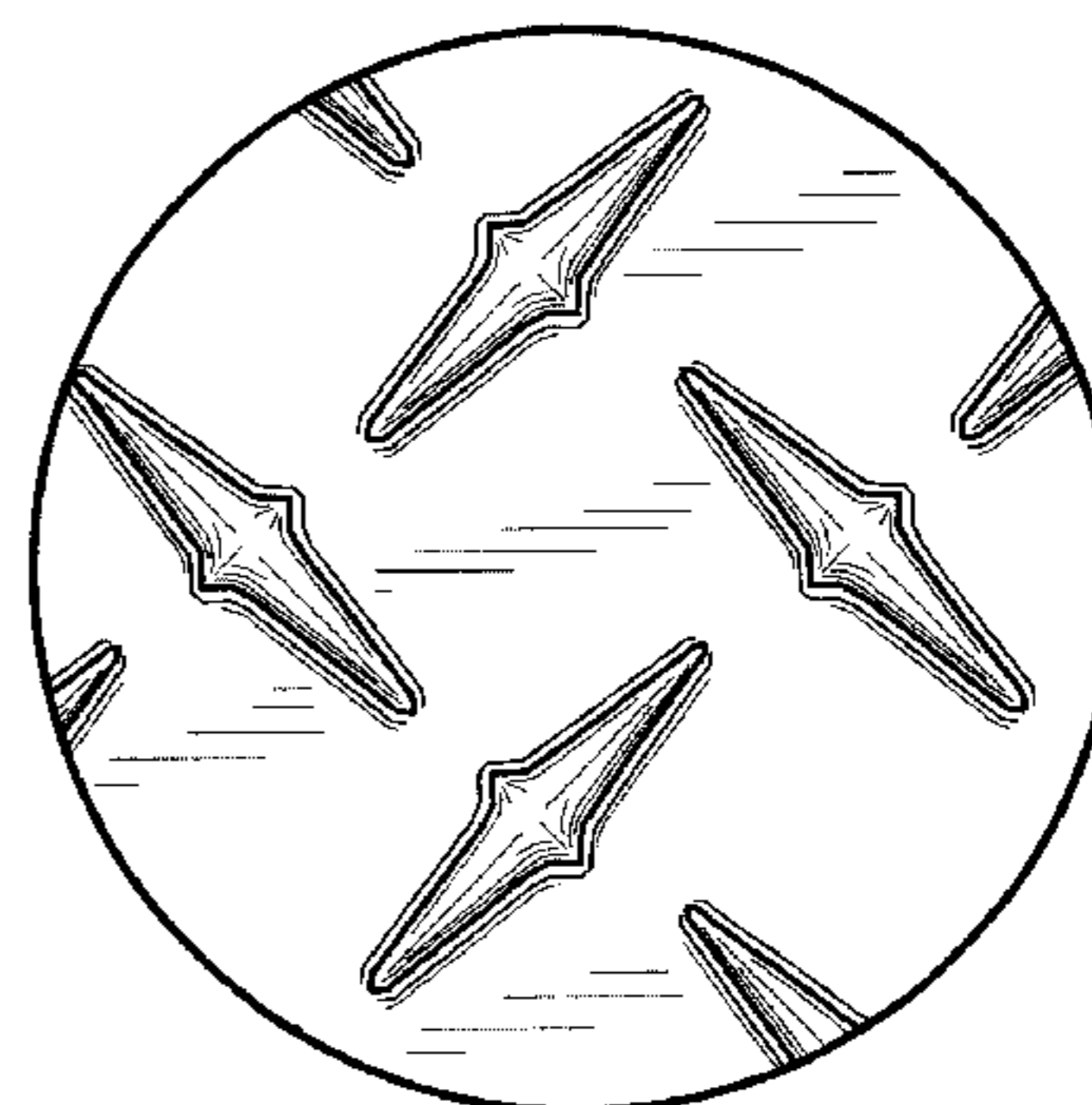
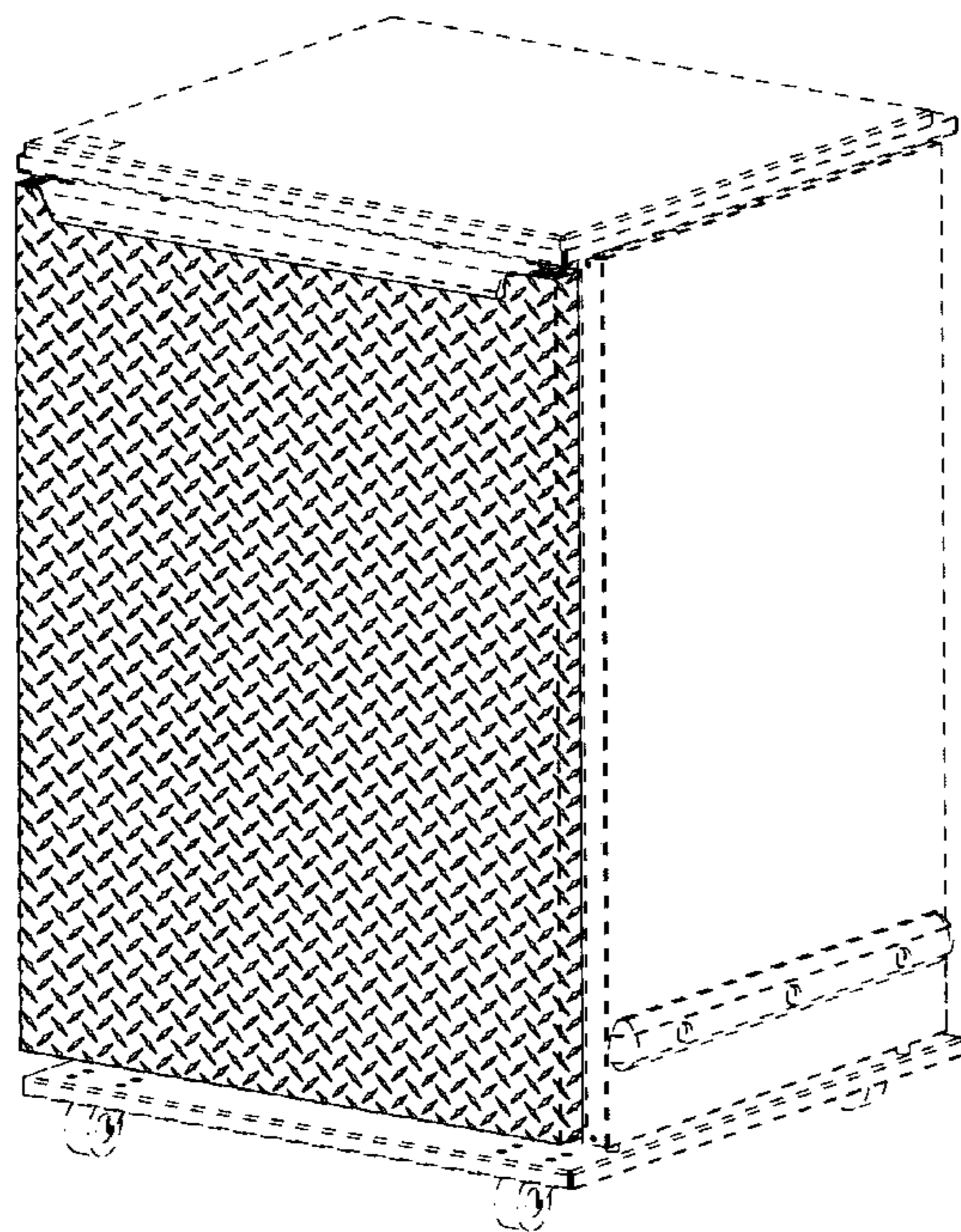
FIG. 2 is a front elevational view thereof. The ornamental design is not visible in a rear view, top plan view or bottom view;

FIG. 3 is a right side elevational view thereof, the left side elevational view being a mirror image; and,

FIG. 4 is an enlarged view of the pattern on the modular refrigerator door of the embodiment of FIG. 1.

Those portions of modular refrigerator in broken lines, specifically the surfaces of the modular refrigerator at the top and bottom edges of the door and surfaces extending back from the door including other surfaces of the modular refrigerator are not part of the claimed invention.

1 Claim, 3 Drawing Sheets



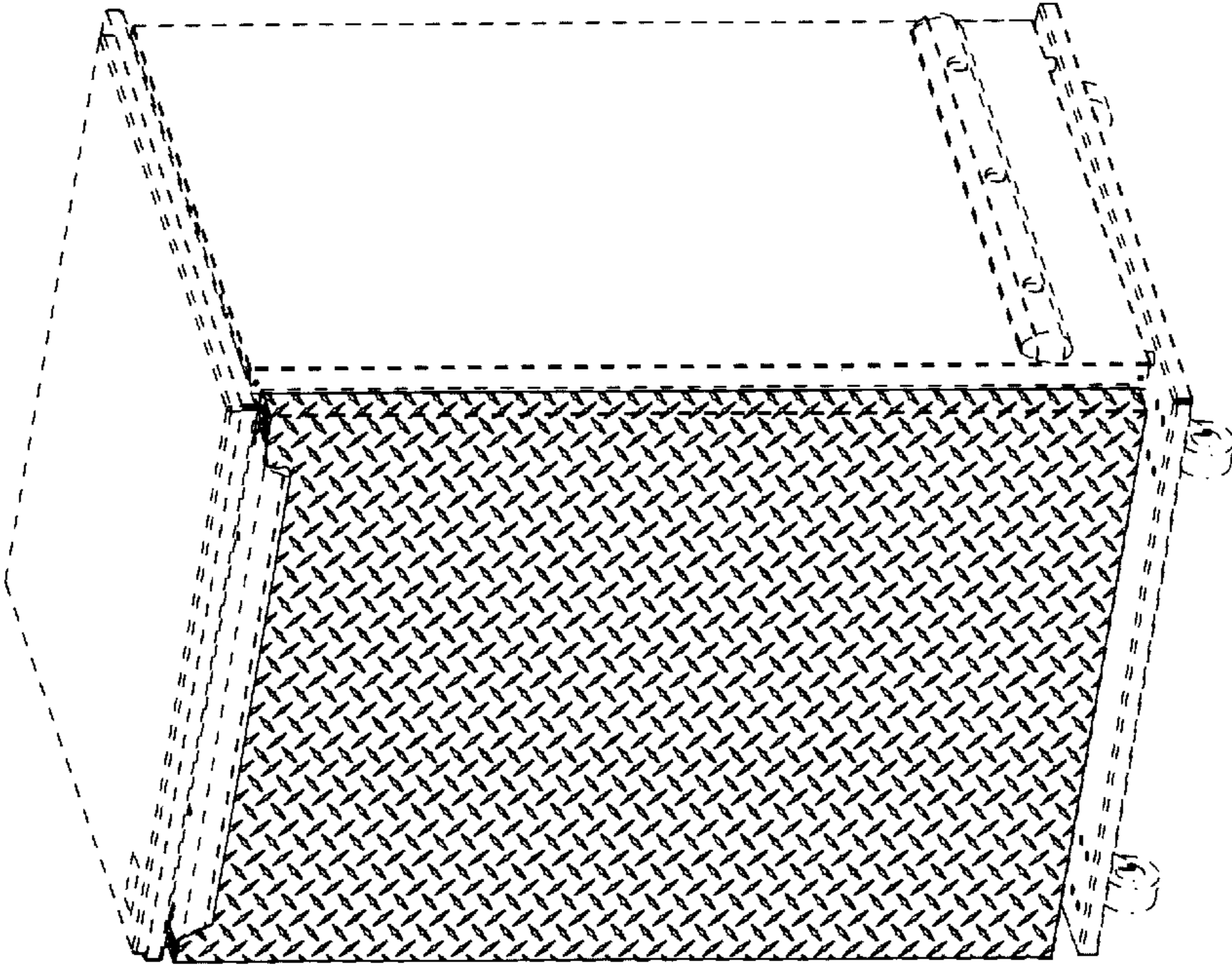


Fig. 4

Fig. 1




Fig. 2




Fig. 3