

US00D508492S

(12) **United States Design Patent**
Gould Bear et al.

(10) **Patent No.:** **US D508,492 S**

(45) **Date of Patent:** **** Aug. 16, 2005**

(54) **ERGONOMIC AND FUNCTIONALLY-EFFICIENT ONE-HAND USER INPUT INTERFACE**

(75) Inventors: **Eric Justin Gould Bear**, Bellevue, WA (US); **Barbee Eve Teasley**, Leavenworth, WA (US); **Leroy Bertrand Keely**, Portola Valley, CA (US); **William Hong Vong**, Seattle, WA (US)

(73) Assignee: **Microsoft Corporation**, Redmond, WA (US)

(**) Term: **14 Years**

(21) Appl. No.: **29/197,249**

(22) Filed: **Jan. 13, 2004**

Related U.S. Application Data

(63) Continuation of application No. 29/180,927, filed on May 2, 2003, now abandoned.

(51) **LOC (8) Cl.** **14-02**

(52) **U.S. Cl.** **D14/402**

(58) **Field of Search** D14/402, 432, D14/404-406, 416, 454-456, 218, 240; 341/20-22; 345/161, 168, 169, 156; 400/484-489, 492

(56) **References Cited**

U.S. PATENT DOCUMENTS

5,059,048 A * 10/1991 Sirkin 400/486

5,332,322 A * 7/1994 Gambaro 400/489
D355,895 S * 2/1995 Soren et al. D14/240
5,432,510 A * 7/1995 Matthews 341/20
5,745,056 A * 4/1998 Takahashi et al. 341/22
D435,045 S * 12/2000 Treadwell D14/402
6,164,853 A * 12/2000 Foote 400/489
D436,099 S * 1/2001 Hannig D14/218
6,222,526 B1 * 4/2001 Holmes 345/161
D448,358 S * 9/2001 Tickle et al. D14/218
D464,350 S * 10/2002 Kerestegian et al. D14/402

* cited by examiner

Primary Examiner—Freda S. Nunn

(74) *Attorney, Agent, or Firm*—Woodcock Washburn LLP

(57) **CLAIM**

The ornamental design for an ergonomic and functionally-efficient one-hand user input interface, as shown and described.

DESCRIPTION

FIG. 1 is a perspective view of an ergonomic and functionally-efficient one-hand user input interface, in accordance with the present invention.

FIG. 2 is a top view thereof.

FIG. 3 is an underside view thereof.

FIG. 4 is a front view thereof.

FIG. 5 is a rear view thereof.

FIG. 6 is a side view thereof; and,

FIG. 7 is a corresponding side view thereof.

The broken lines showing the environment in the figures are for illustrative purposes only and form no part of the claimed design.

1 Claim, 2 Drawing Sheets

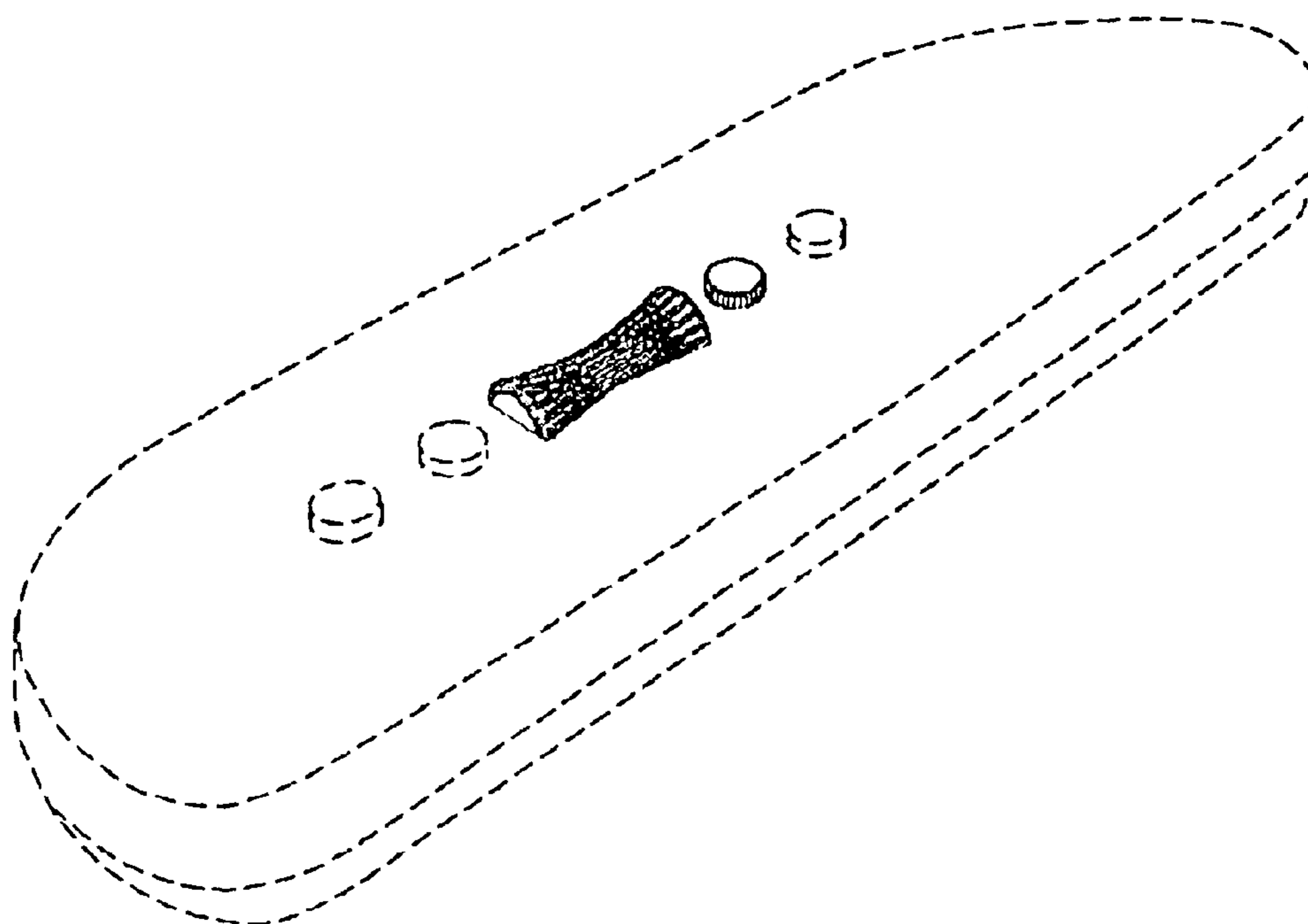


Fig. 1

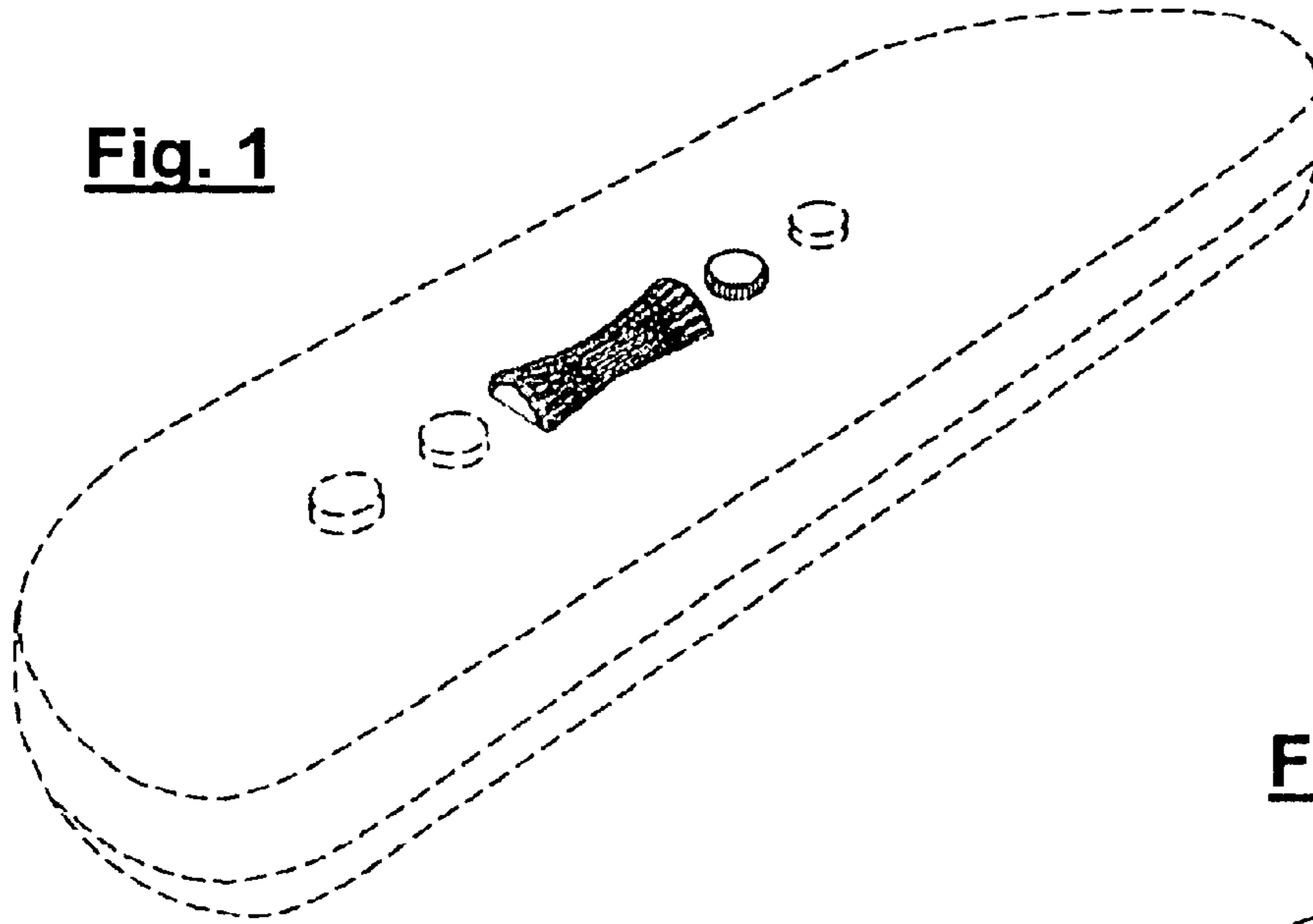


Fig. 3




Fig. 2

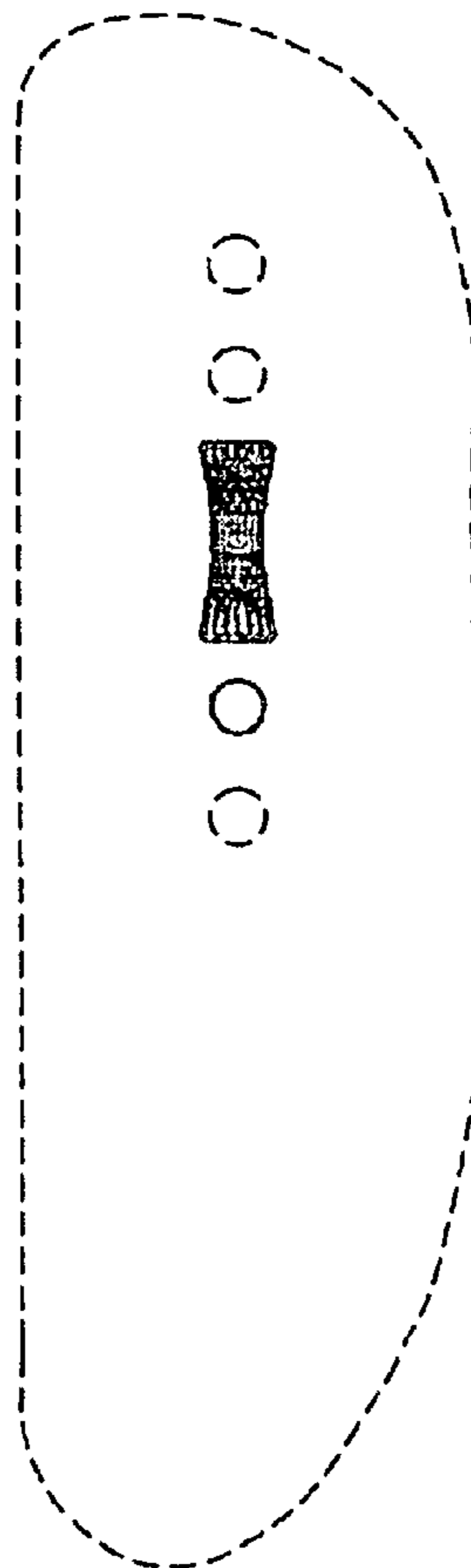


Fig. 4

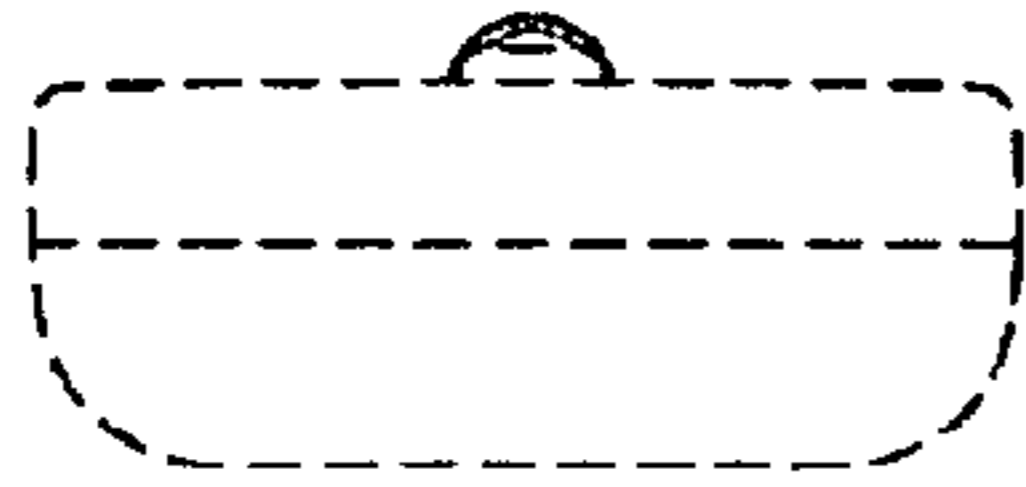


Fig. 5

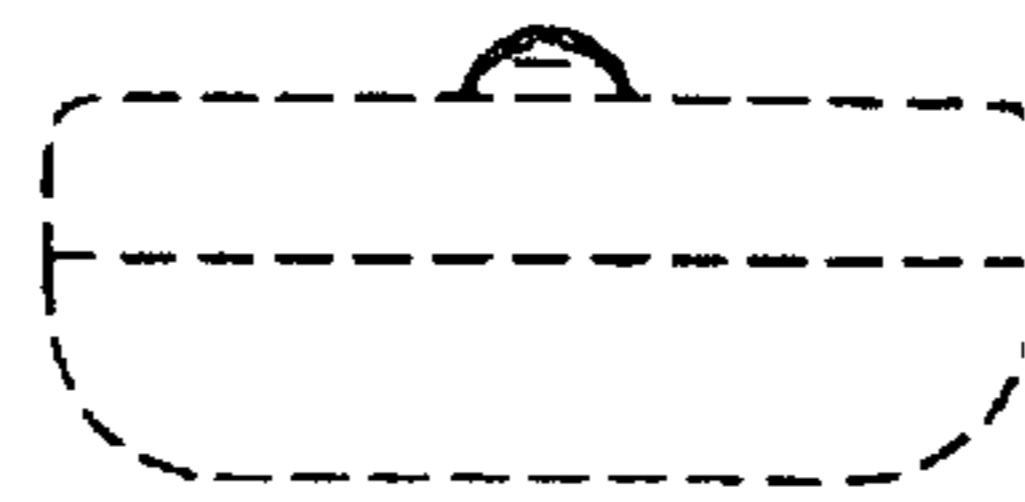


Fig. 6




Fig. 7

