

US00D508477S

(12) **United States Design Patent** (10) **Patent No.:** **US D508,477 S**  
**Jusiewicz et al.** (45) **Date of Patent:** **\*\* Aug. 16, 2005**

(54) **DESKTOP AUDIO RECORDING AND PLAYBACK SYSTEM**

(75) Inventors: **Henry E. Jusiewicz**, Nashville, TN (US); **Kris O. Carter**, Washington, DC (US); **Timothy M. Nugent**, Venice, CA (US); **Mark Powell**, Marina del Rey, CA (US); **Brady L. Bargenquast**, San Jose, CA (US)

(73) Assignee: **Gibson Guitar Corp.**, Nashville, TN (US)

(\*\*) Term: **14 Years**

(21) Appl. No.: **29/196,929**

(22) Filed: **Jan. 8, 2004**

(51) **LOC (8) Cl.** ..... **14-01**

(52) **U.S. Cl.** ..... **D14/167**

(58) **Field of Search** ..... D14/167, 445, D14/258, 257, 224, 217, 198, 197, 196, 195, 194, 193, 192, 188, 168, 156, 136, 162, 415, 420, 299, 218; 455/351, 350, 352; 312/7.1; 379/419

(56) **References Cited**

**U.S. PATENT DOCUMENTS**

D224,156 S	*	7/1972	Hunter	.....	D14/195
D302,010 S	*	7/1989	McLaughlin et al.	.....	D14/417
D351,381 S	*	10/1994	Reardon et al.	.....	D14/125
D374,228 S	*	10/1996	Constantine et al.	...	D14/141.2
D378,371 S	*	3/1997	Mak	.....	D14/194
D382,265 S	*	8/1997	Bradley et al.	.....	D14/149
D384,353 S	*	9/1997	Nudell et al.	.....	D14/214
D399,510 S	*	10/1998	Renk	.....	D14/216
D400,533 S	*	11/1998	Xie	.....	D14/188
D419,557 S	*	1/2000	Suzuki	.....	D14/193

D442,941 S	*	5/2001	Mah	.....	D14/194
D452,658 S	*	1/2002	Y'shua et al.	.....	D10/40
D455,142 S	*	4/2002	Saitoh	.....	D14/168
D461,179 S	*	8/2002	Christianson	.....	D14/240
D464,948 S	*	10/2002	Vasquez et al.	.....	D14/218
D500,030 S	*	12/2004	Dietz et al.	.....	D14/224

**OTHER PUBLICATIONS**

Exhibit A: printout from website [www.wurlitzerjukebox.com](http://www.wurlitzerjukebox.com).

\* cited by examiner

*Primary Examiner*—Joel A. Sincavage

*Assistant Examiner*—Austin Murphy

(74) *Attorney, Agent, or Firm*—Wadley & Patterson; Lucian Wayne Beavers

(57) **CLAIM**

What is claimed is the ornamental design for a desktop audio recording and playback system, as shown and described.

**DESCRIPTION**

FIG. 1 is a front perspective view showing the desktop audio recording and playback system of Applicants' invention.

FIG. 2 is a front elevation of the desktop audio recording and playback system of Applicants' invention.

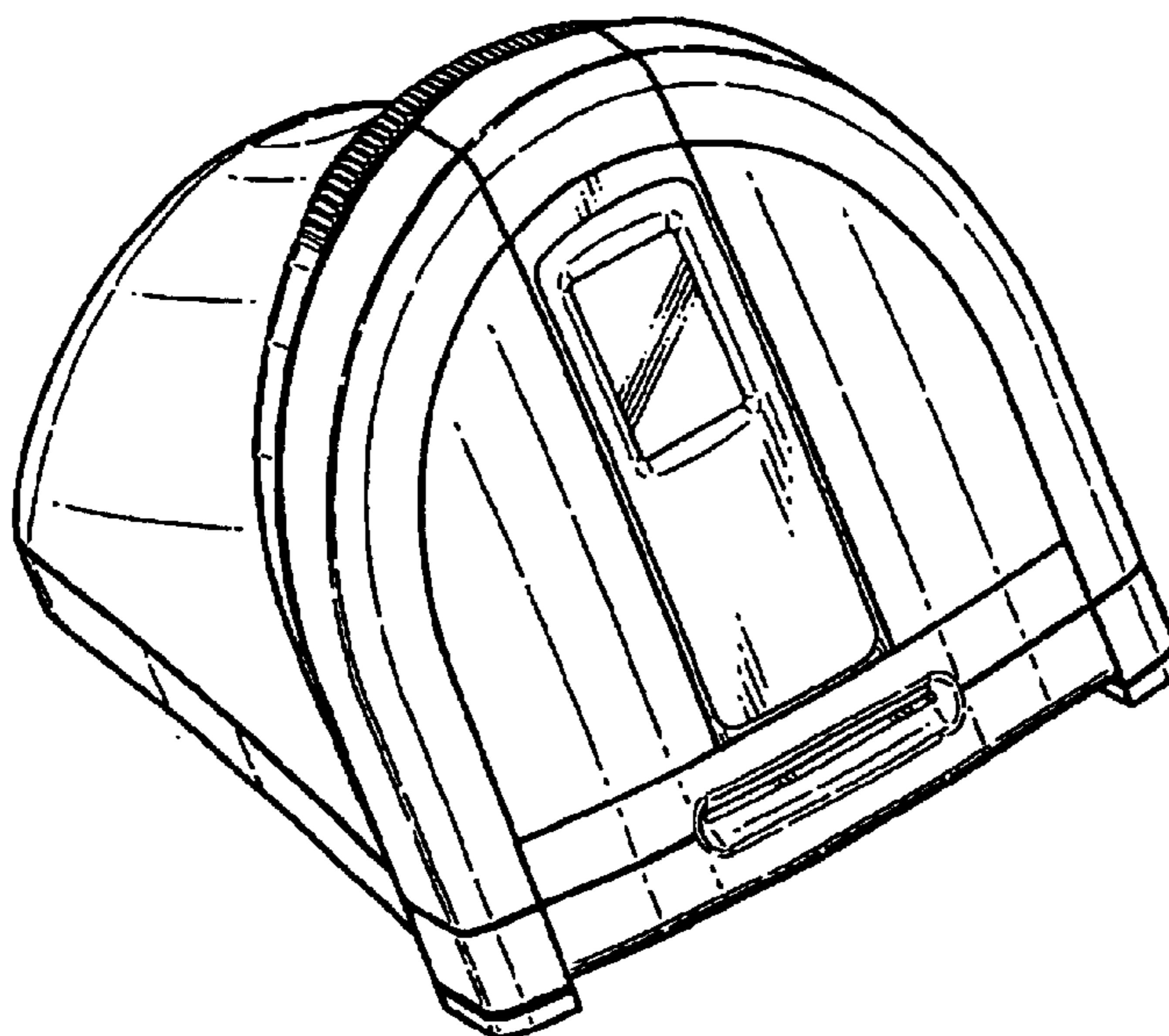
FIG. 3 is a right side elevation of the desktop audio recording and playback system of Applicants' invention, both sides being identical.

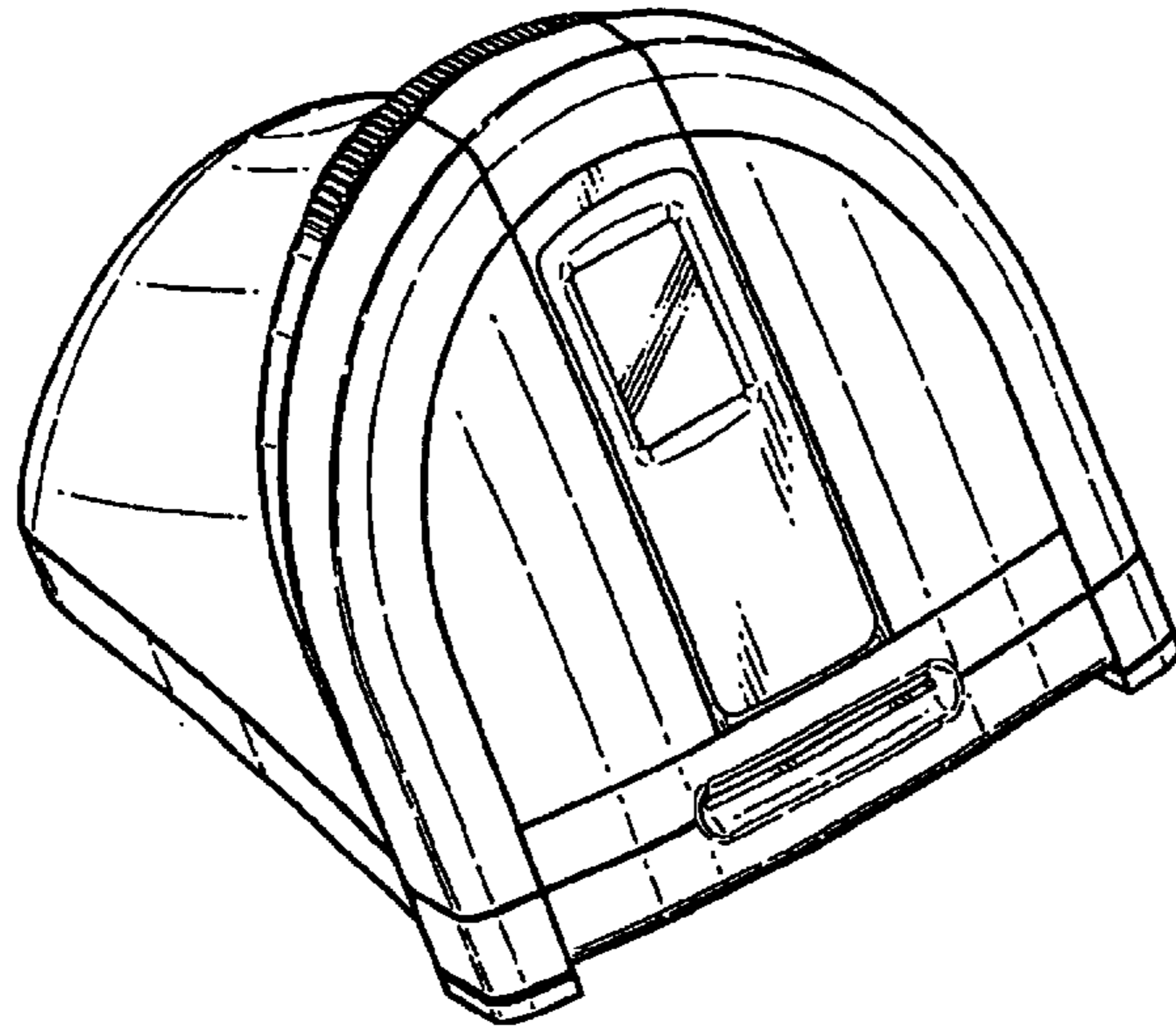
FIG. 4 is a rear elevation of the desktop audio recording and playback system of Applicants' invention.

FIG. 5 is a top view of the desktop audio recording and playback system of Applicants' invention; and,


FIG. 6 is a bottom view of the desktop audio recording and playback system of Applicants' invention.

**1 Claim, 2 Drawing Sheets**

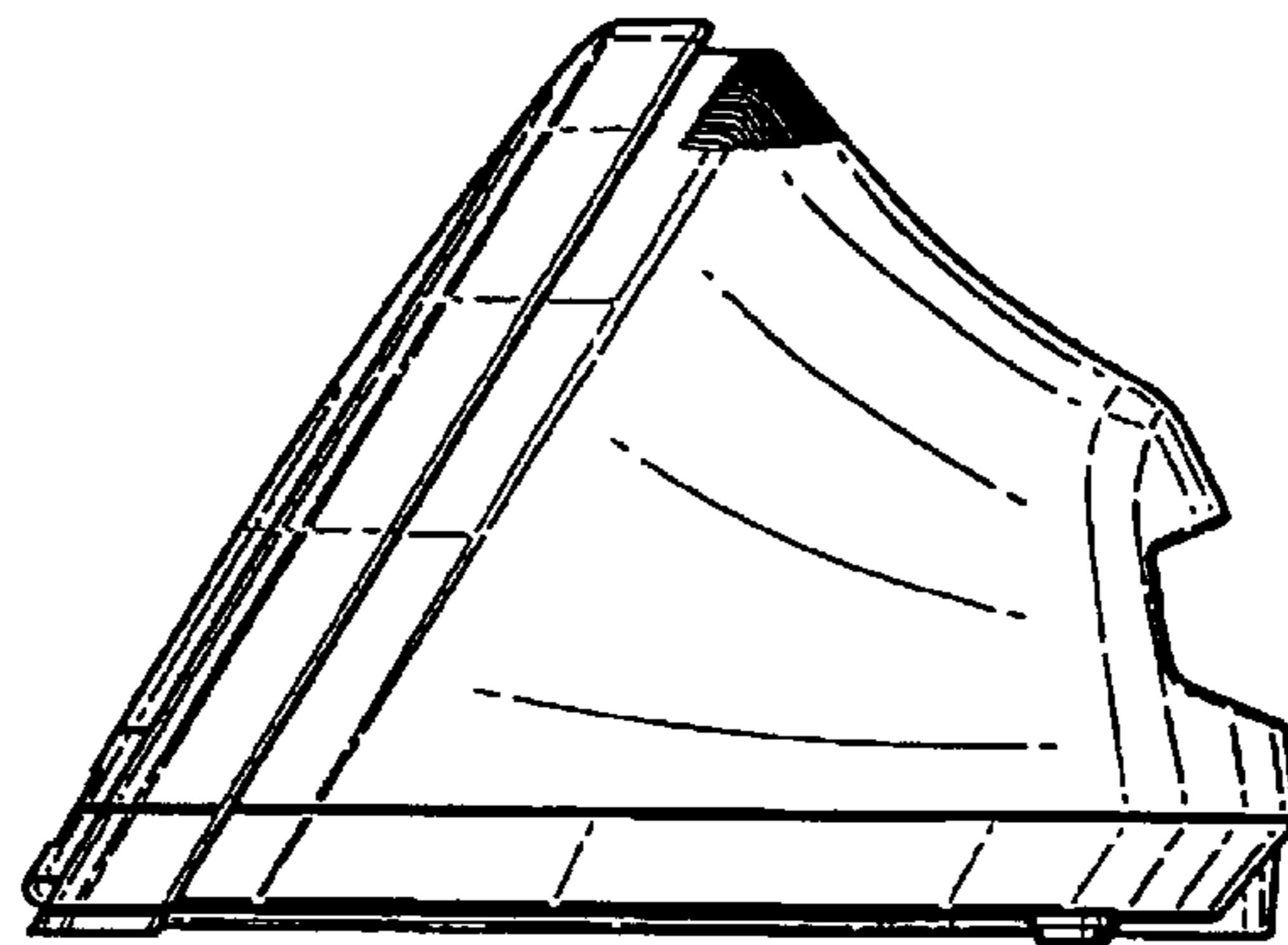




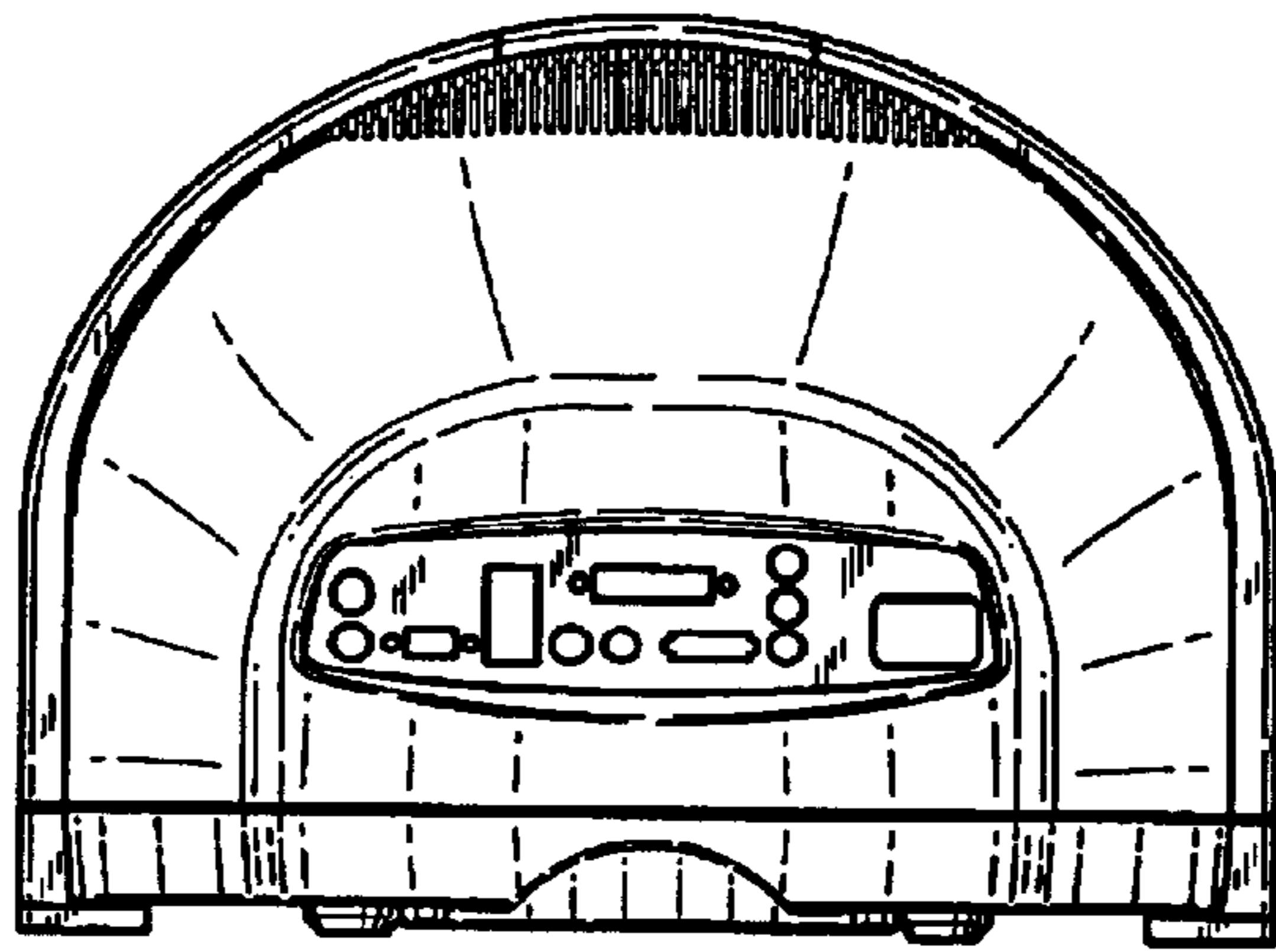
*FIG. 1*



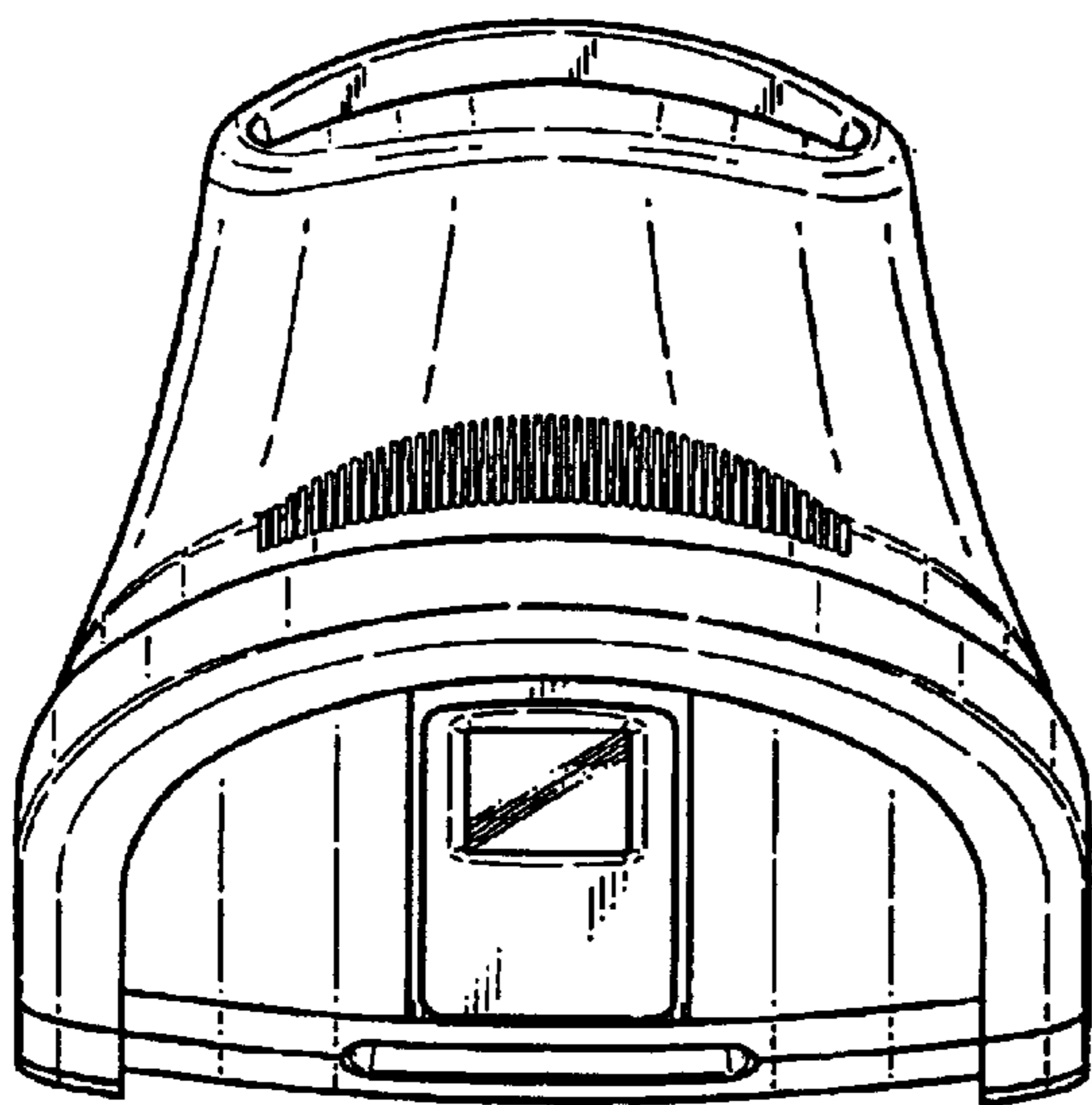
*FIG. 2*



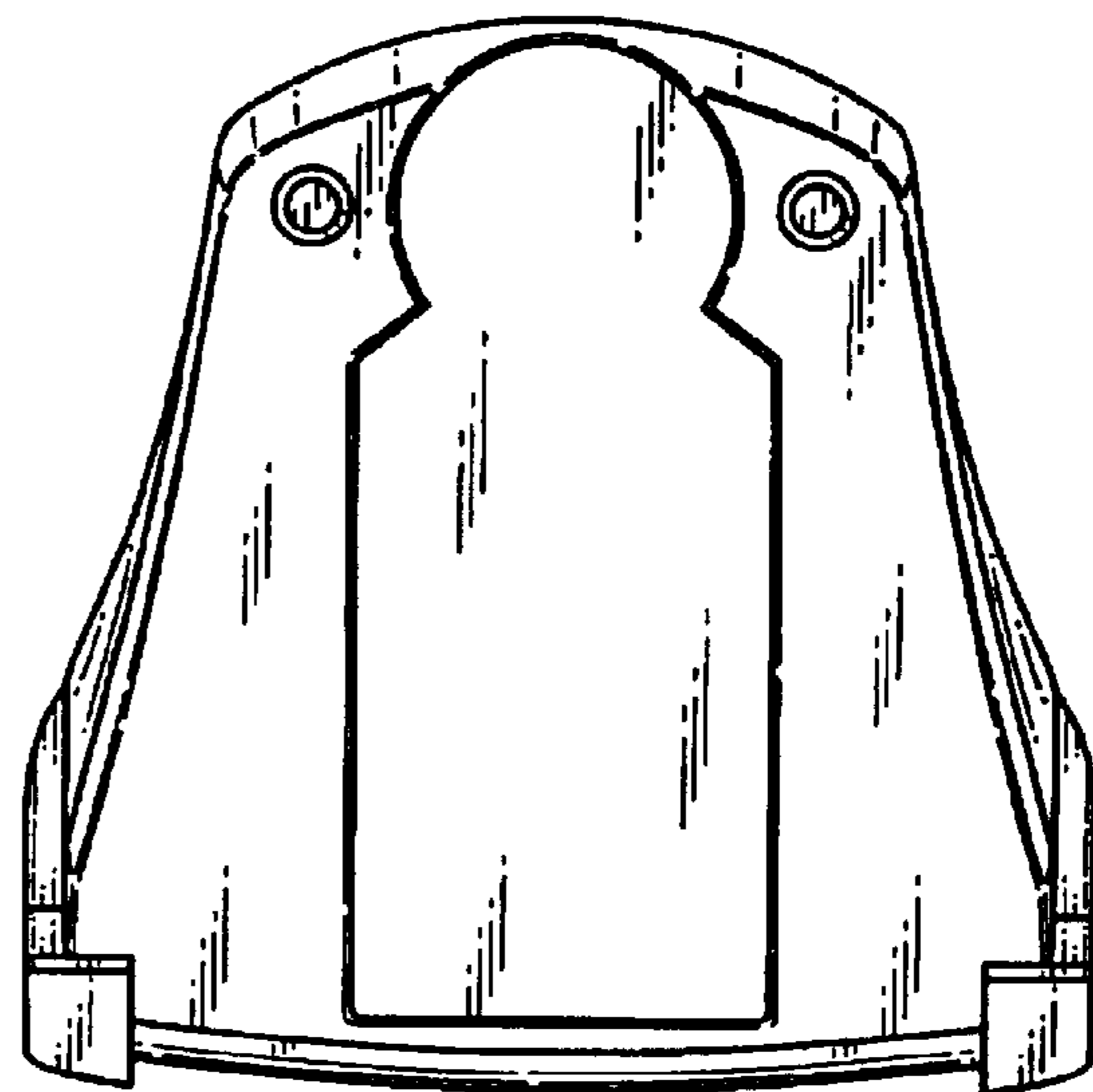
*FIG. 3*



*FIG. 4*



*FIG. 5*



*FIG. 6*