

US00D508467S

(12) **United States Design Patent**
Decosse

(10) **Patent No.:** **US D508,467 S**

(45) **Date of Patent:** **** Aug. 16, 2005**

(54) **MOTOR STARTER CONTROLLER WITH CONTROL UNIT**

(75) Inventor: **Jean Decosse**, Chirens (FR)

(73) Assignee: **Schneider Electric Industries SAS** (FR)

(**) Term: **14 Years**

(21) Appl. No.: **29/165,861**

(22) Filed: **Aug. 20, 2002**

(30) **Foreign Application Priority Data**

Feb. 20, 2002 (FR) 02 1307

(51) **LOC (8) Cl.** **13-03**

(52) **U.S. Cl.** **D13/162**

(58) **Field of Search** D13/162, 162.1, D13/110, 113, 123; 123/185.14, 179; 310/89; 318/274, 276, 434, 455, 473, 778; 361/23

(56) **References Cited**

U.S. PATENT DOCUMENTS

- D318,845 S * 8/1991 Plumeret et al.
- D375,084 S * 10/1996 Hamada D13/162
- 5,657,193 A * 8/1997 Purkayastha 361/23

- D400,182 S * 10/1998 Yamada D13/162
- D438,176 S * 2/2001 Cornu D13/162
- D468,687 S * 1/2003 Hamada et al. D13/113
- 2003/0123202 A1 * 7/2003 Lecomte 361/23

* cited by examiner

Primary Examiner—Selina Sikder

(74) *Attorney, Agent, or Firm*—Parkhurst & Wendel, L.L.P.

(57) **CLAIM**

The ornamental design for the motor starter controller with control unit, as shown and described.

DESCRIPTION

FIG. 1 is a front view of a motor starter controller, including a removable control unit, embodying the inventive design. FIG. 2 is a top view of the motor starter controller of FIG. 1.


FIG. 3 is a left side view of the motor starter controller of FIG. 1.

FIG. 4 is a rear view of the motor starter controller of FIG. 1.

FIG. 5 is a right side view of a motor starter controller of FIG. 1; and,

FIG. 6 illustrates a front view of the front of the removable control unit portion of the device of FIG. 1.

1 Claim, 6 Drawing Sheets



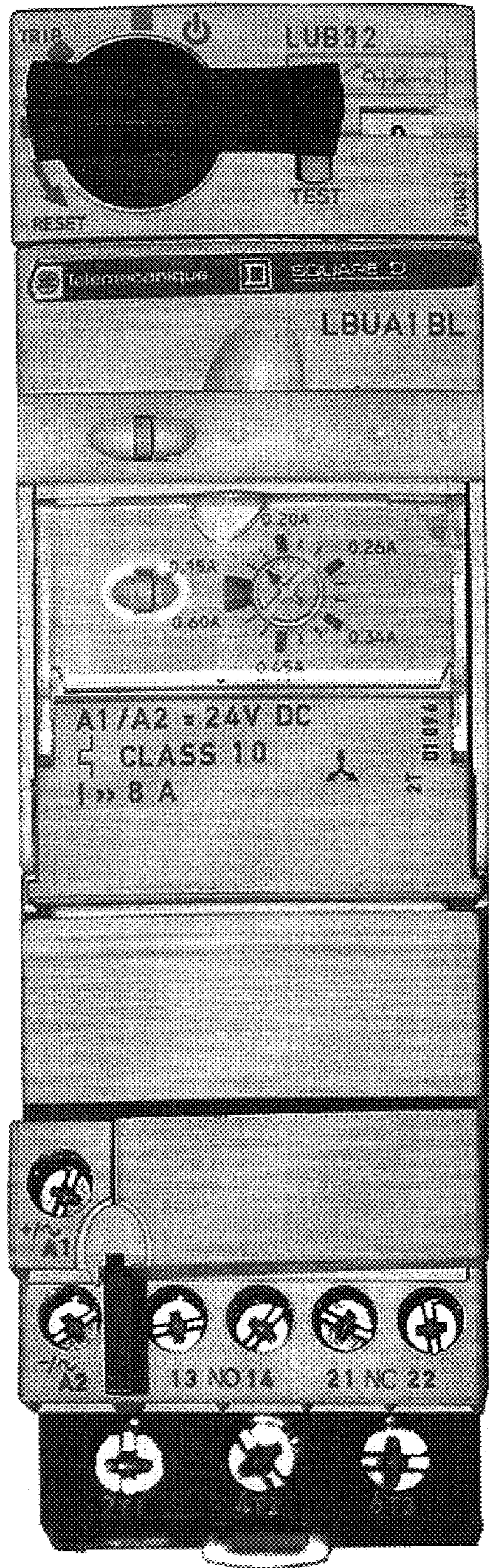


FIG. 1




FIG. 2




FIG. 3




FIG. 4




FIG. 5

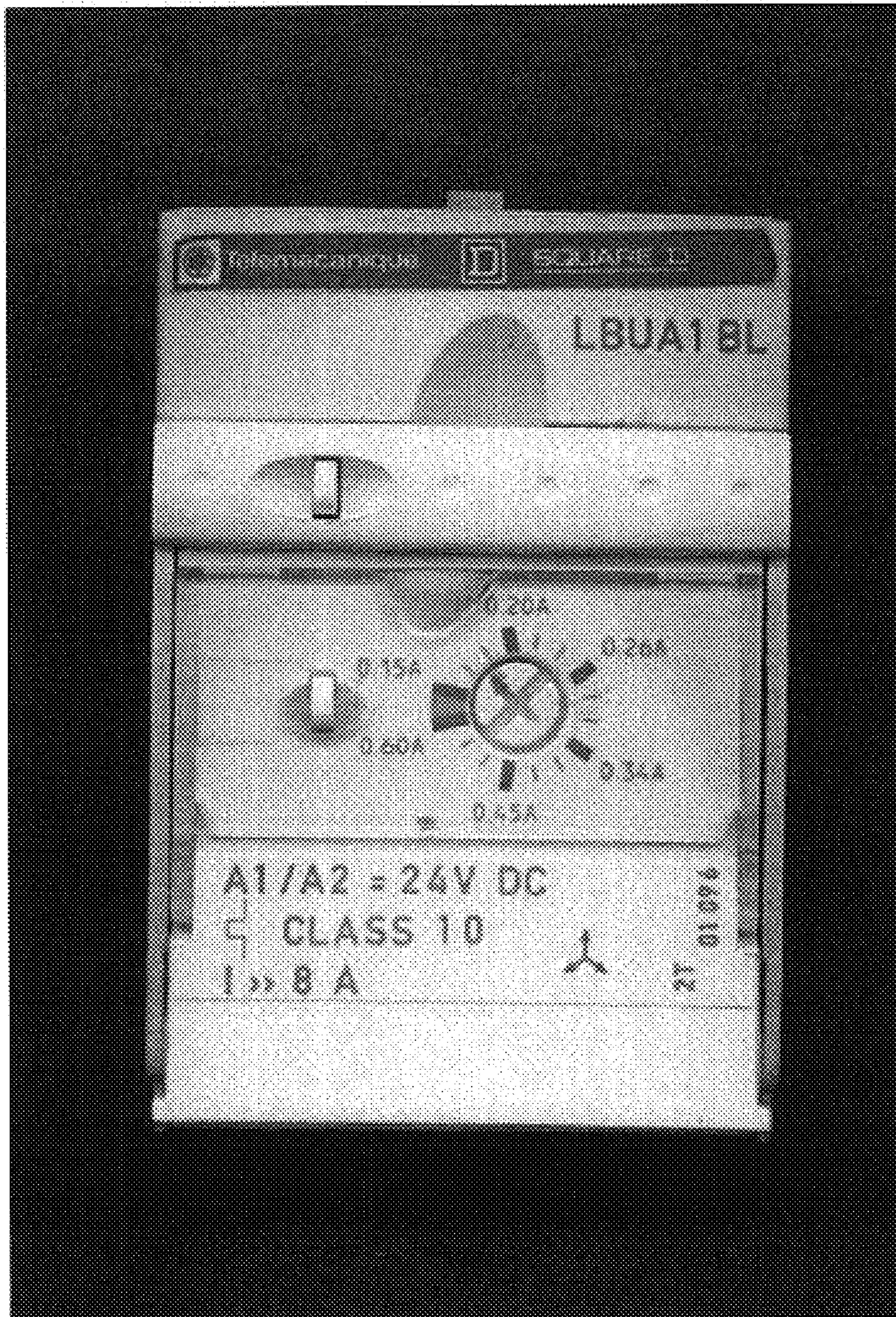


FIG. 6