

US00D508448S

(12) **United States Design Patent**
Marchese et al.

(10) **Patent No.:** **US D508,448 S**

(45) **Date of Patent:** **** Aug. 16, 2005**

(54) **SKID PLATE**

D491,116 S * 6/2004 Marchese et al. D12/163
D497,123 S * 10/2004 Marchese et al. D12/163

(75) Inventors: **Daniel Shea Marchese**, Lake Forest, CA (US); **Jennifer Lynn Marchese**, Lake Forest, CA (US)

* cited by examiner

Primary Examiner—Melody N. Brown

(73) Assignee: **Daniel S. Marchese**, Lake Forest, CA (US)

(57) **CLAIM**

We claim the ornamental design for a skid plate, as shown and described.

(**) Term: **14 Years**

DESCRIPTION

(21) Appl. No.: **29/216,494**

FIG. 1 is a perspective view of a skid plate according to our invention.

(22) Filed: **Nov. 3, 2004**

FIG. 2 is a front view of the skid plate.

(51) **LOC (8) Cl.** **12-16**

FIG. 3 is a rear view of the skid plate.

(52) **U.S. Cl.** **D12/196**

FIG. 4 is a left side view of the skid plate.

(58) **Field of Search** D12/190, 191,
D12/196, 107, 400, 14-16; D15/17, 31,
23; 296/57.1, 19, 180.1, 180.2

FIG. 5 is a right side view of the skid plate.

FIG. 6 is a top view of the skid plate; and,

FIG. 7 is a bottom view of the skid plate.

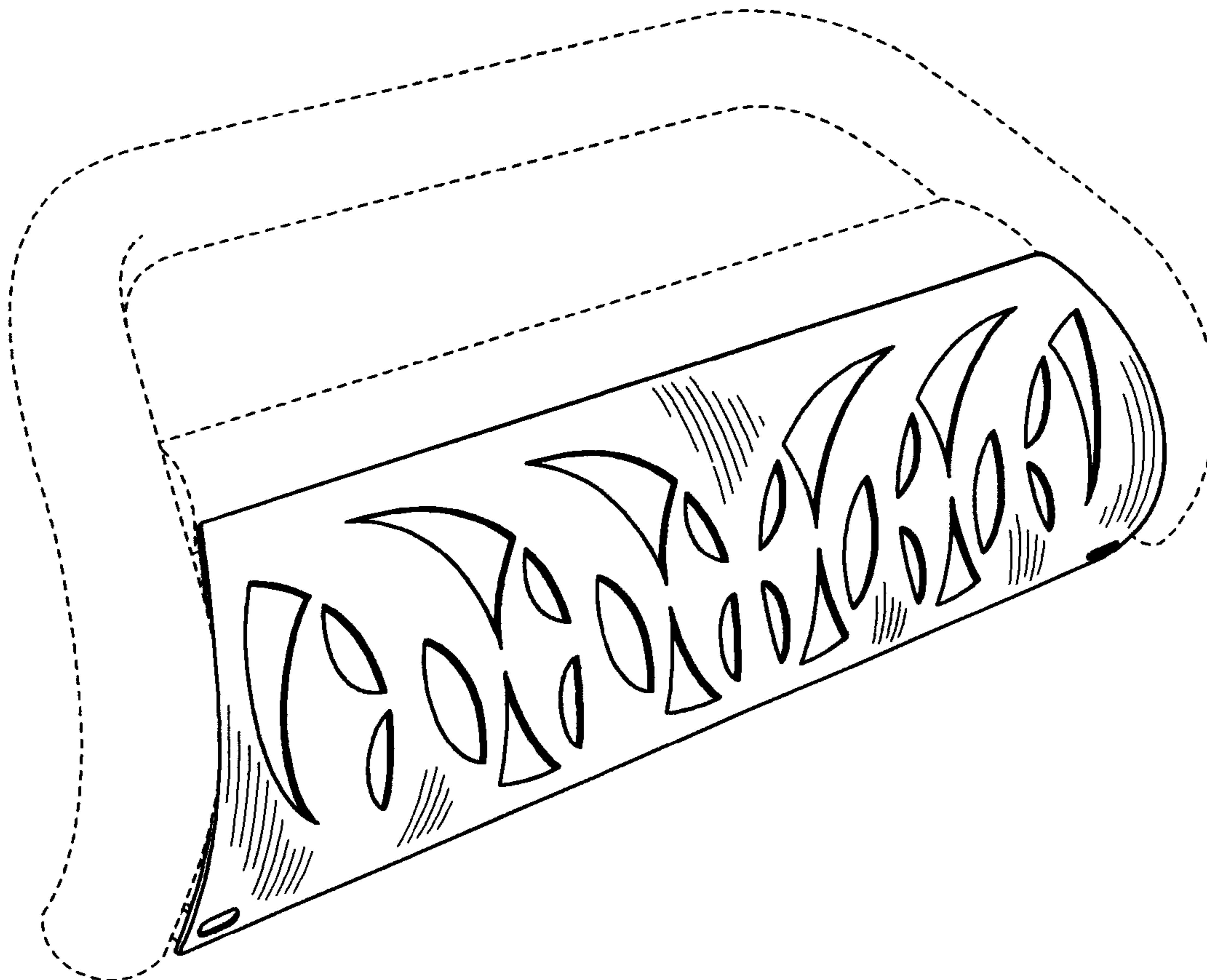
The skid plate of the invention is characterized by vertical intersecting radii that resemble “Switchblade”. The broken lines are shown for illustrative purposes only and form no part of the claimed design.

(56) **References Cited**

U.S. PATENT DOCUMENTS

D474,726 S * 5/2003 Weber et al. D12/196
D487,041 S * 2/2004 Schlachter D12/196

1 Claim, 3 Drawing Sheets



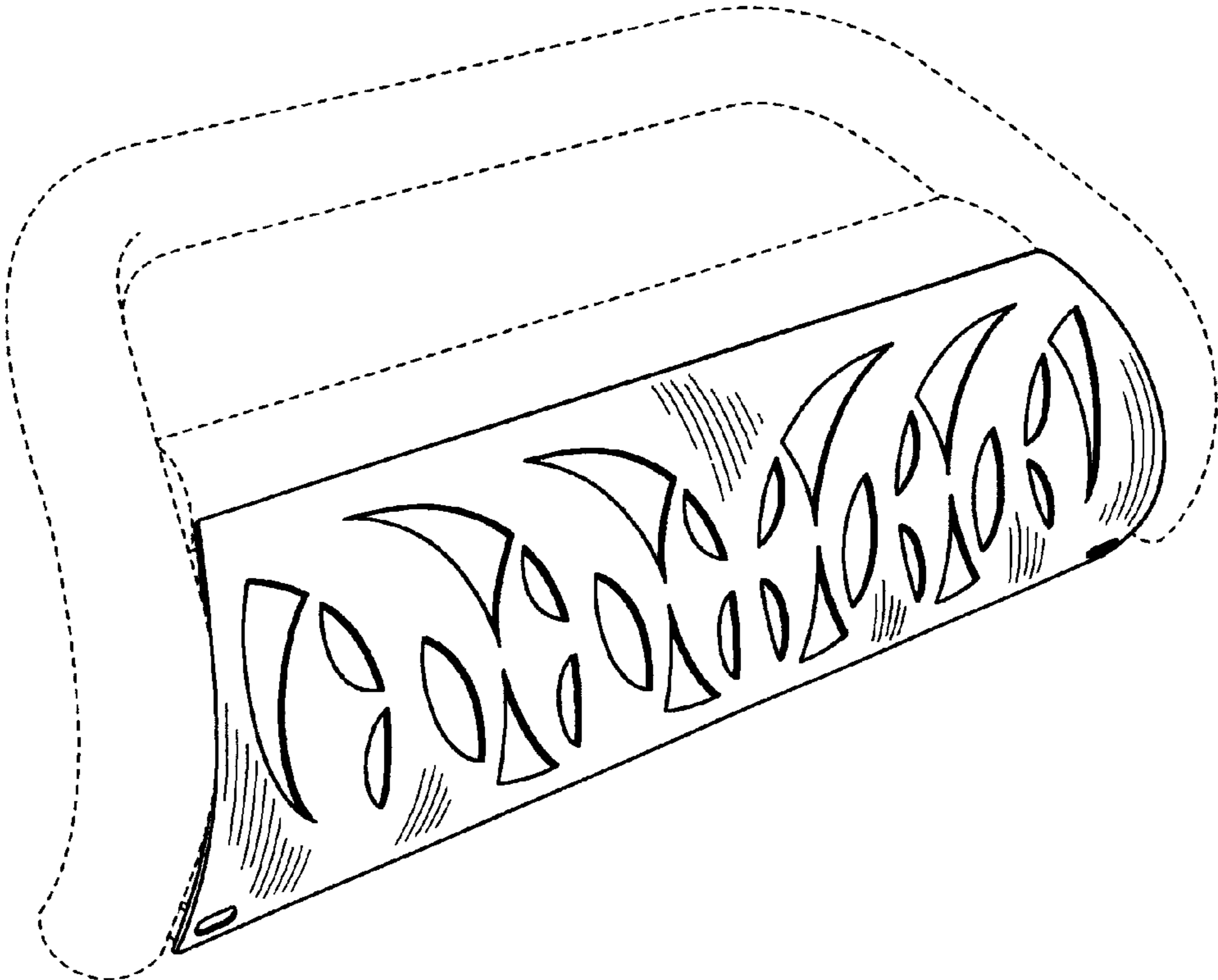


FIG. 1




FIG. 2




FIG. 3



FIG. 4



FIG. 5



FIG. 6



FIG. 7