

US00D508446S

(12) **United States Design Patent**
Westenskow

(10) **Patent No.:** **US D508,446 S**

(45) **Date of Patent:** **** Aug. 16, 2005**

(54) **FLEXIBLE, TRIMMABLE FENDER TRIM FOR AN ALL TERRAIN VEHICLE**

(76) Inventor: **John E. Westenskow**, 345 N. 400 E., Moroni, UT (US) 84646

(**) Term: **14 Years**

(21) Appl. No.: **29/204,121**

(22) Filed: **Apr. 23, 2004**

(51) **LOC (8) Cl.** **12-16**

(52) **U.S. Cl.** **D12/186**

(58) **Field of Search** D12/87, 107, 110, D12/111, 181, 184-186; 180/311, 312, 223, 225, 229, 315; 280/847, 848, 849, 850, 152.1, 152.2, 152.3, 160.1

(56) **References Cited**

U.S. PATENT DOCUMENTS

4,284,328 A	8/1981	Drews	
D269,772 S	* 7/1983	Hahn D12/110
D272,335 S	1/1984	Bauer	
D293,312 S	12/1987	Stahel	
D301,174 S	5/1989	Bosgal	
5,303,795 A	4/1994	Buell	
D398,883 S	9/1998	Davidson et al.	

* cited by examiner

Primary Examiner—Alan P. Douglas

Assistant Examiner—Linda Brooks

(74) *Attorney, Agent, or Firm*—Donald R. Schoonover

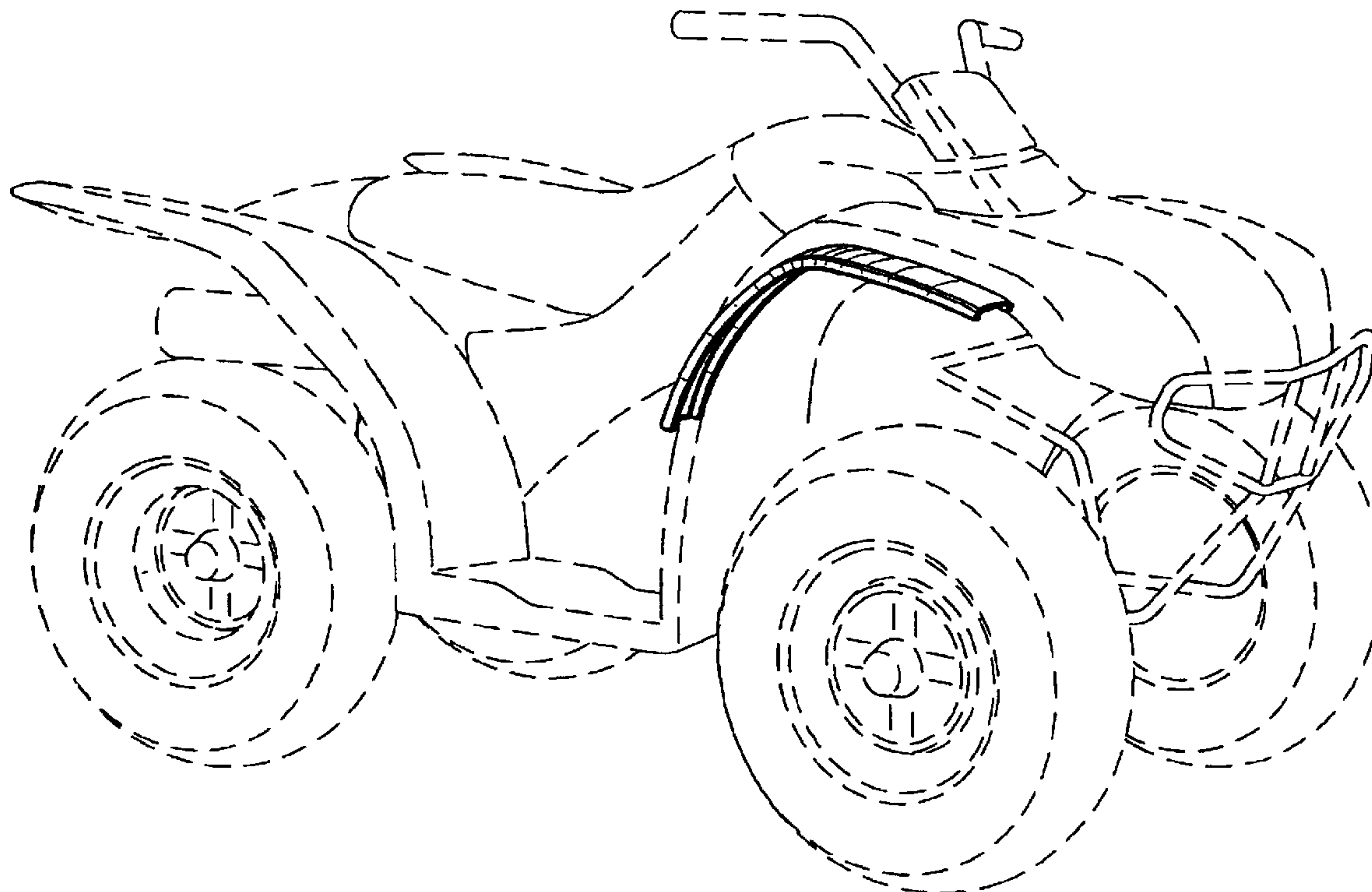
(57) **CLAIM**

I claim the ornamental design for a flexible, trimmable fender trim for an all terrain vehicle, as shown and described.

DESCRIPTION

FIG. 1 is a perspective view of a flexible, trimmable fender trim for an all terrain vehicle showing my new design; FIG. 2 is a side elevational view thereof, the elevational view of the opposing side being a mirror image thereof; FIG. 3 is a top plan view thereof; FIG. 4 is a rear elevational view thereof; FIG. 5 is a front elevational view thereof; FIG. 6 is a bottom plan view thereof; and, FIG. 7 is a reduced perspective view showing the flexible, trimmable fender trim for an all terrain vehicle in use; the broken lines depict environmental structure for illustrative purposes only and form no part of the claimed design.

1 Claim, 3 Drawing Sheets



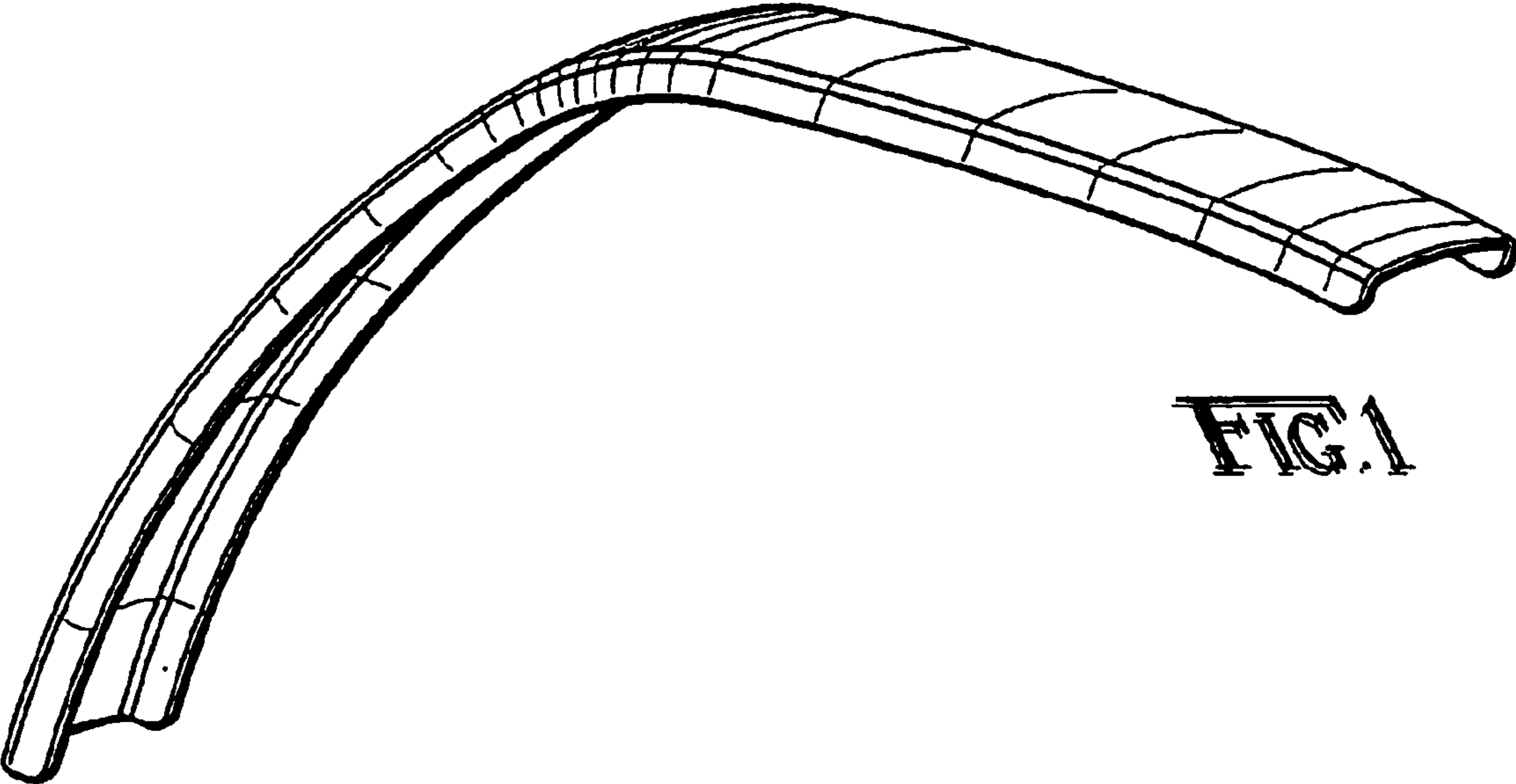


FIG. 1

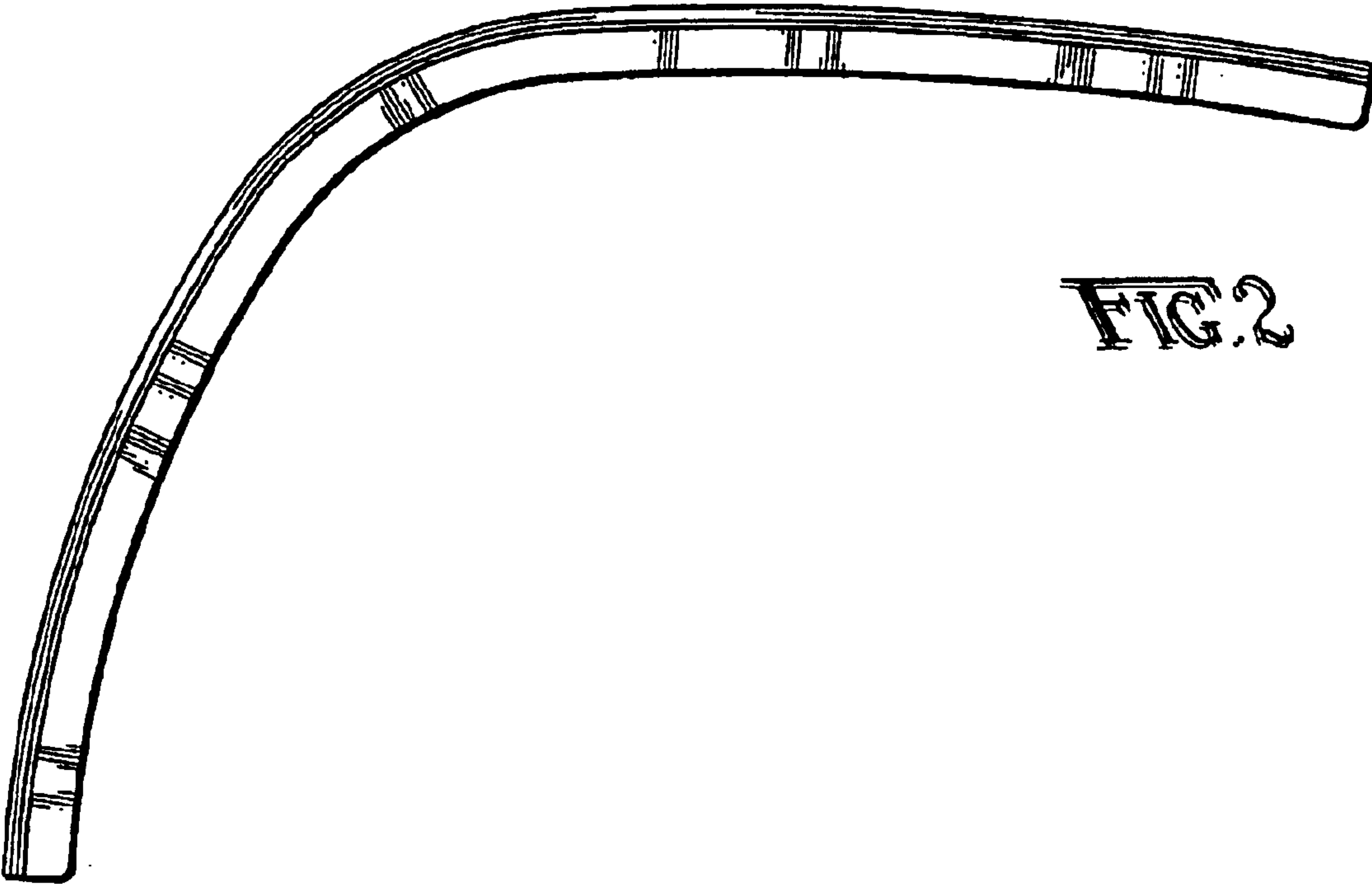


FIG. 2




FIG. 3



FIG. 4




FIG. 5




FIG. 6

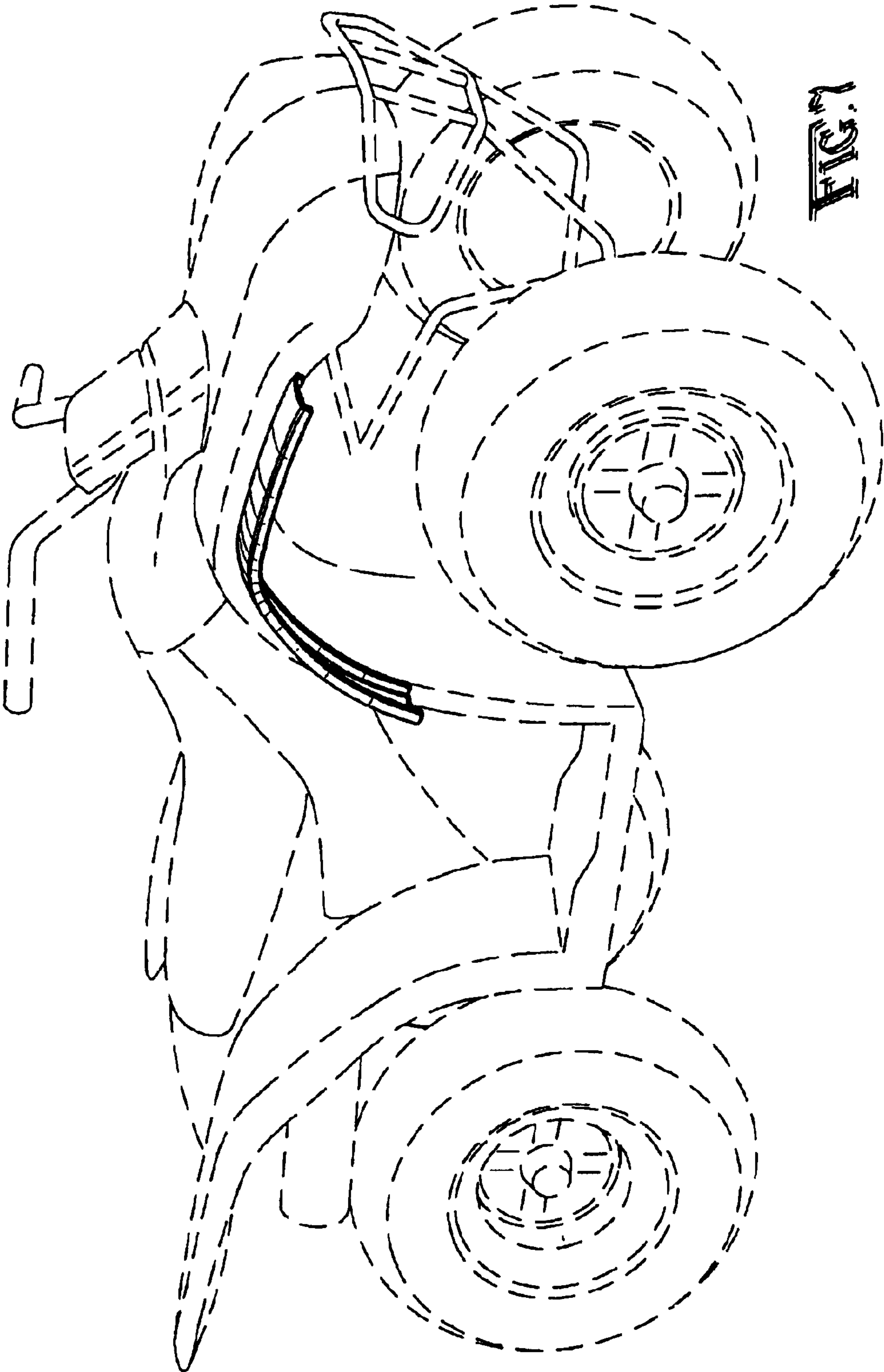


FIG. 1