

US00D508439S

(12) **United States Design Patent**
Adams, III

(10) **Patent No.:** **US D508,439 S**

(45) **Date of Patent:** **** Aug. 16, 2005**

(54) **AUTOMOBILE BODY SHAPE**

D488,099 S * 4/2004 Lange D12/92

(76) **Inventor:** **Herbert L. Adams, III**, 1738 Eason,
Waterford, MI (US) 48328

* cited by examiner

Primary Examiner—Melody N. Brown

(74) *Attorney, Agent, or Firm*—Young & Basile, P.C.

(**) **Term:** **14 Years**

(57) **CLAIM**

(21) **Appl. No.:** **29/213,054**

The ornamental design for an automobile body shape, as shown and described.

(22) **Filed:** **Sep. 13, 2004**

(51) **LOC (8) Cl.** **12-08**

DESCRIPTION

(52) **U.S. Cl.** **D12/92**

FIG. 1 is a front perspective view showing my design for an automobile body shape;

(58) **Field of Search** D12/90–92, 86,

D12/88; D21/424, 433; 296/185

FIG. 2 is a top plan view thereof;

FIG. 3 is a left side elevational view thereof, the opposite side being a mirror image;

(56) **References Cited**

U.S. PATENT DOCUMENTS


- D368,241 S * 3/1996 Winter D12/92
- D430,508 S * 9/2000 Crain et al. D12/92
- D439,551 S * 3/2001 Hatt et al. D12/92
- D456,313 S * 4/2002 Walling et al. D12/92
- D470,435 S * 2/2003 Donckerwolke D12/92
- D478,843 S * 8/2003 Pardo D12/92

FIG. 4 is a front elevational view thereof; and,

FIG. 5 is a rear elevational view thereof.

The broken lines showing the wheels and the exhaust system in the Figures are illustrative of environmental structure only and form no part of the claimed design.

1 Claim, 3 Drawing Sheets






FIG - 1

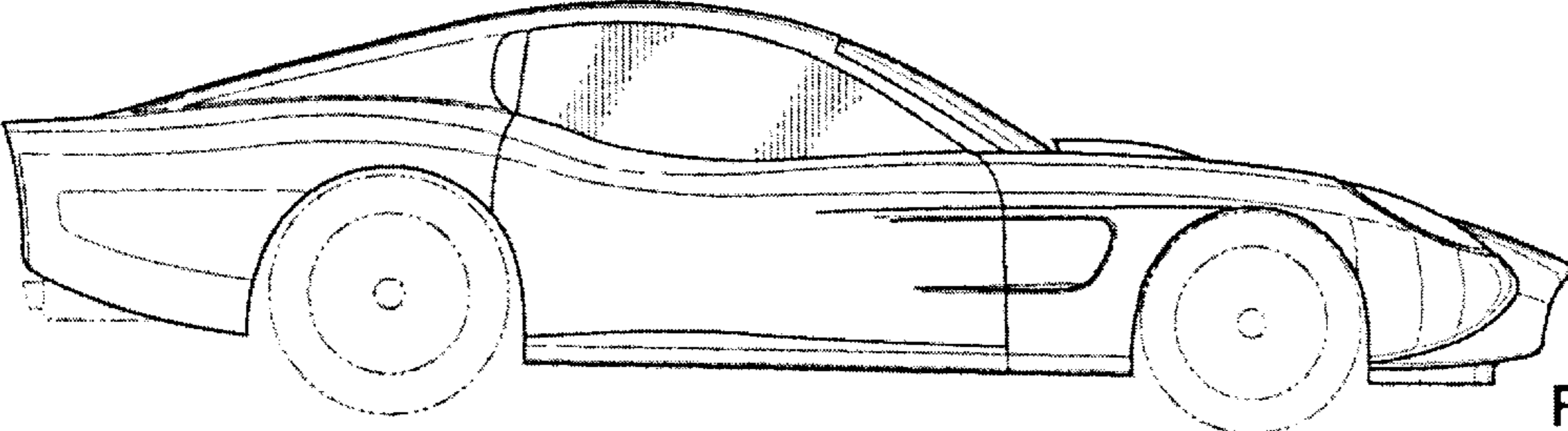


FIG - 3

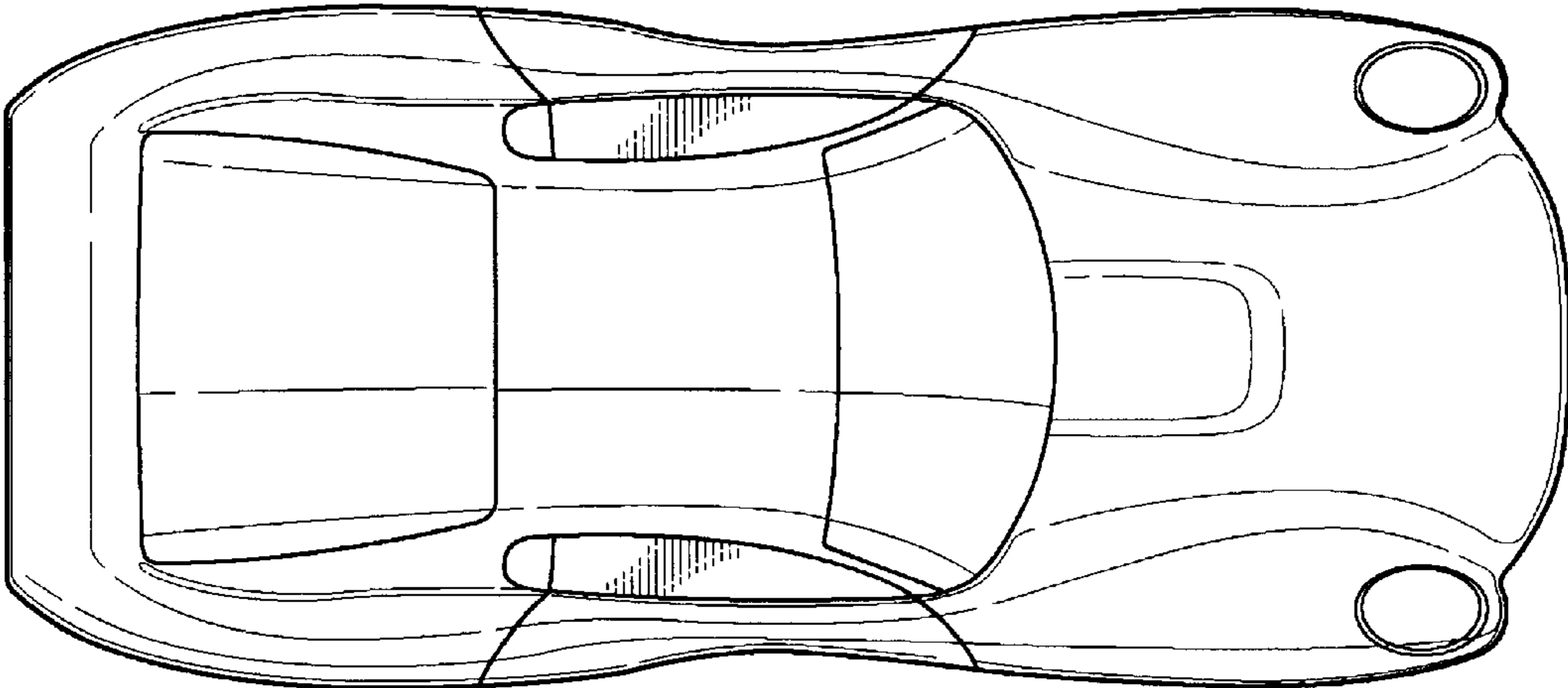


FIG - 2




FIG - 4




FIG - 5