



US00D508429S

(12) **United States Design Patent**  
**Lathrop**

(10) **Patent No.:** **US D508,429 S**

(45) **Date of Patent:** **\*\* Aug. 16, 2005**

(54) **JEWELRY FINDING**

(76) **Inventor:** **William Lathrop**, 56 Saint Botolph St.,  
Boston, MA (US) 02116

(\*\*) **Term:** **14 Years**

(21) **Appl. No.:** **29/202,012**

(22) **Filed:** **Mar. 23, 2004**

(51) **LOC (8) Cl.** ..... **11-01**

(52) **U.S. Cl.** ..... **D11/79**

(58) **Field of Search** ..... D11/79, 80, 85,  
D11/89, 54, 56, 69, 1-3, 9, 16, 29, 43-50,  
135; 63/13, 20

(56) **References Cited**

**U.S. PATENT DOCUMENTS**

2,397,856 A	*	4/1946	Hagerty	.....	63/20
2,778,208 A	*	1/1957	Flint	.....	63/23
D246,636 S	*	12/1977	Cone	.....	D11/89
D248,380 S	*	7/1978	Burchett	.....	D11/43
D300,520 S	*	4/1989	Baird	.....	D11/79

D324,501 S	*	3/1992	Ilaria	.....	D11/95
5,156,023 A	*	10/1992	Bevolo	.....	63/20
D383,702 S	*	9/1997	MacDonald	.....	D11/79
D413,543 S	*	9/1999	Behr	.....	D11/79
D456,986 S	*	5/2002	Truisi	.....	D3/208
D473,156 S	*	4/2003	Sloot	.....	D11/79

\* cited by examiner

*Primary Examiner*—Louis S. Zarfaz

*Assistant Examiner*—Sarah Gill

(74) *Attorney, Agent, or Firm*—Dechert, LLP

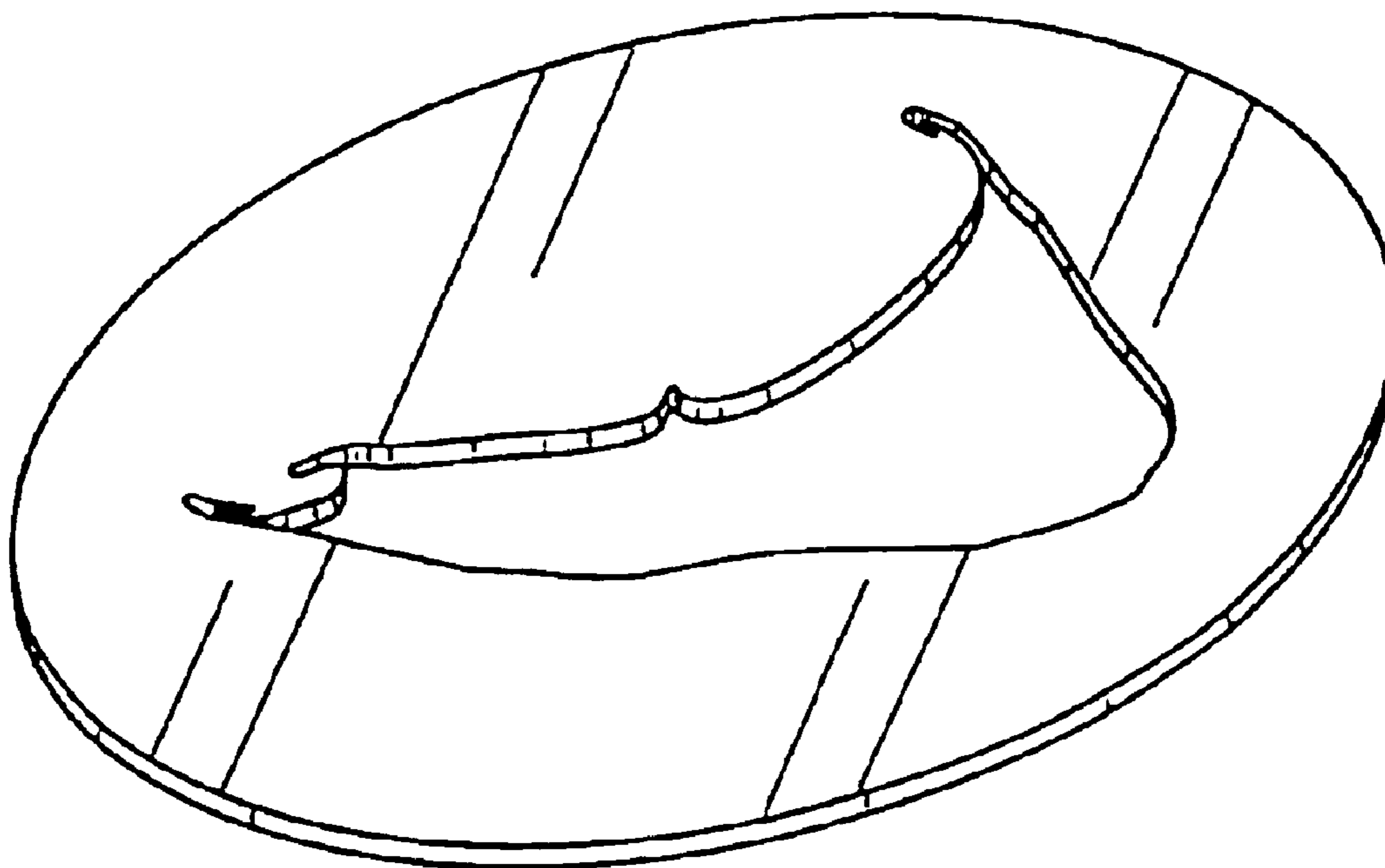
(57) **CLAIM**

The ornamental design for jewelry finding, as shown and described.

**DESCRIPTION**

FIG. 1 is a perspective view of my new jewelry finding;  
FIG. 2 is a side plan view, being identical around the  
circumference thereto;  
FIG. 3 is a front plan view; and,  
FIG. 4 is a rear plan view.

**1 Claim, 4 Drawing Sheets**



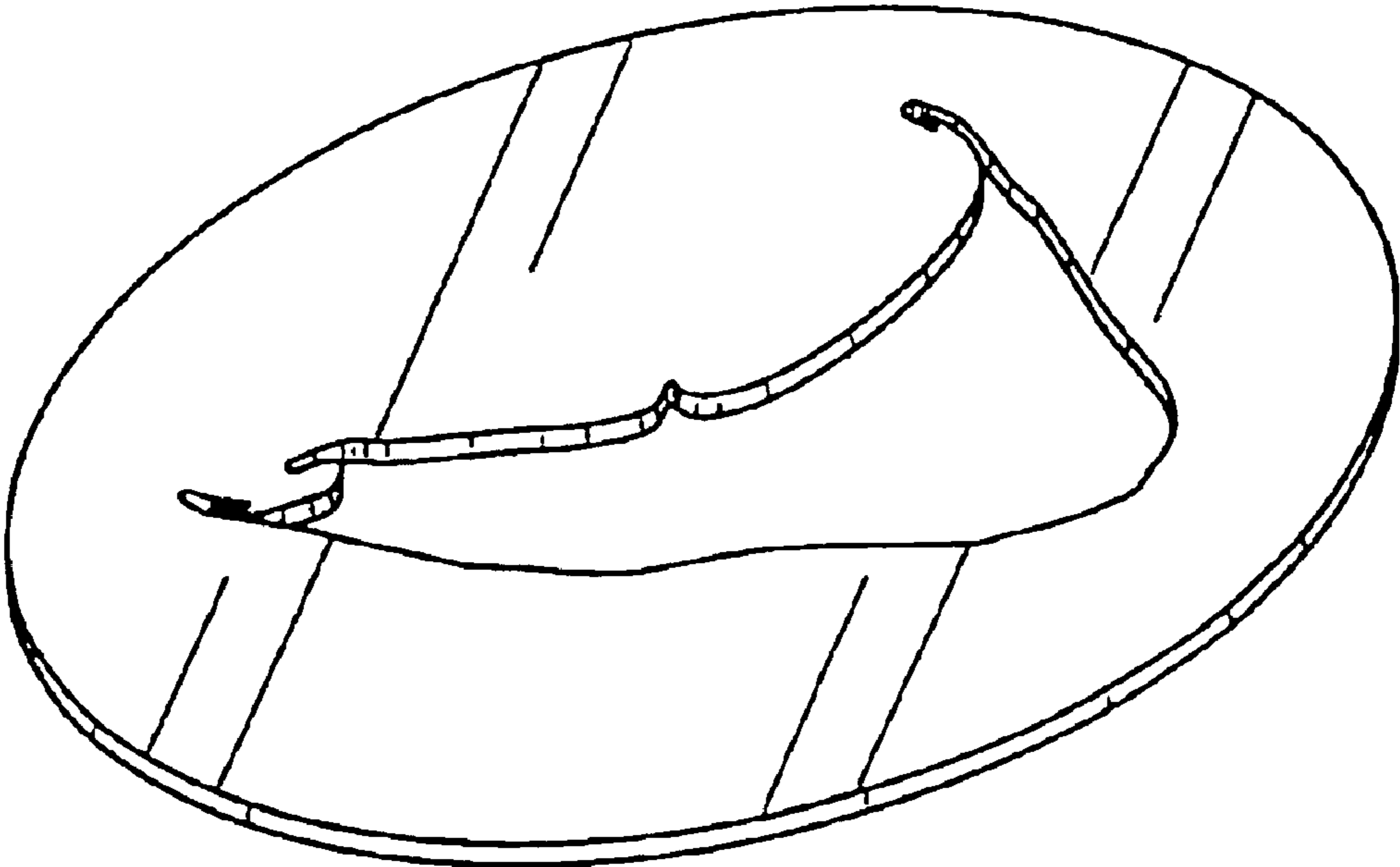


FIG. 1



FIG. 2

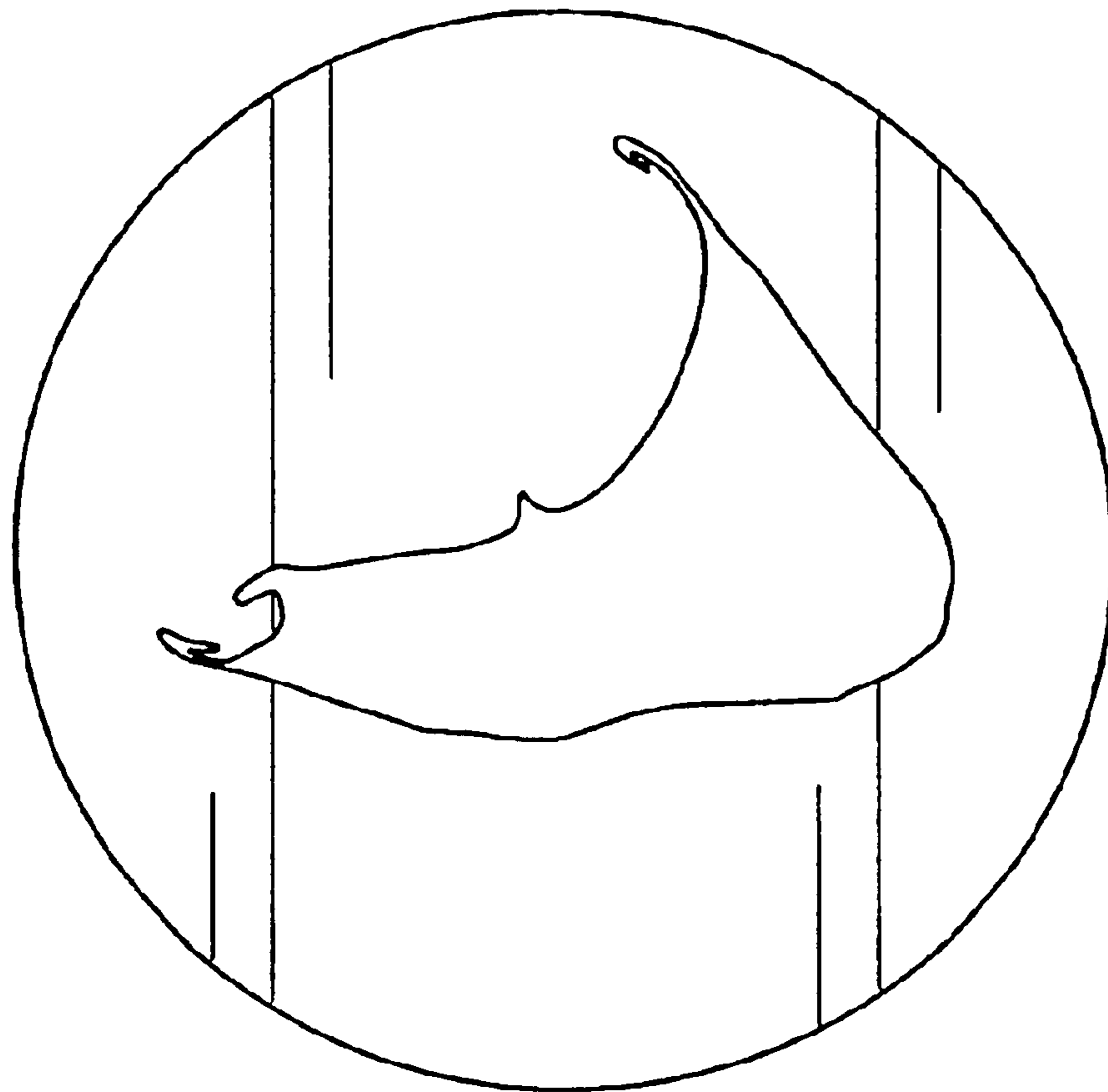


FIG. 3

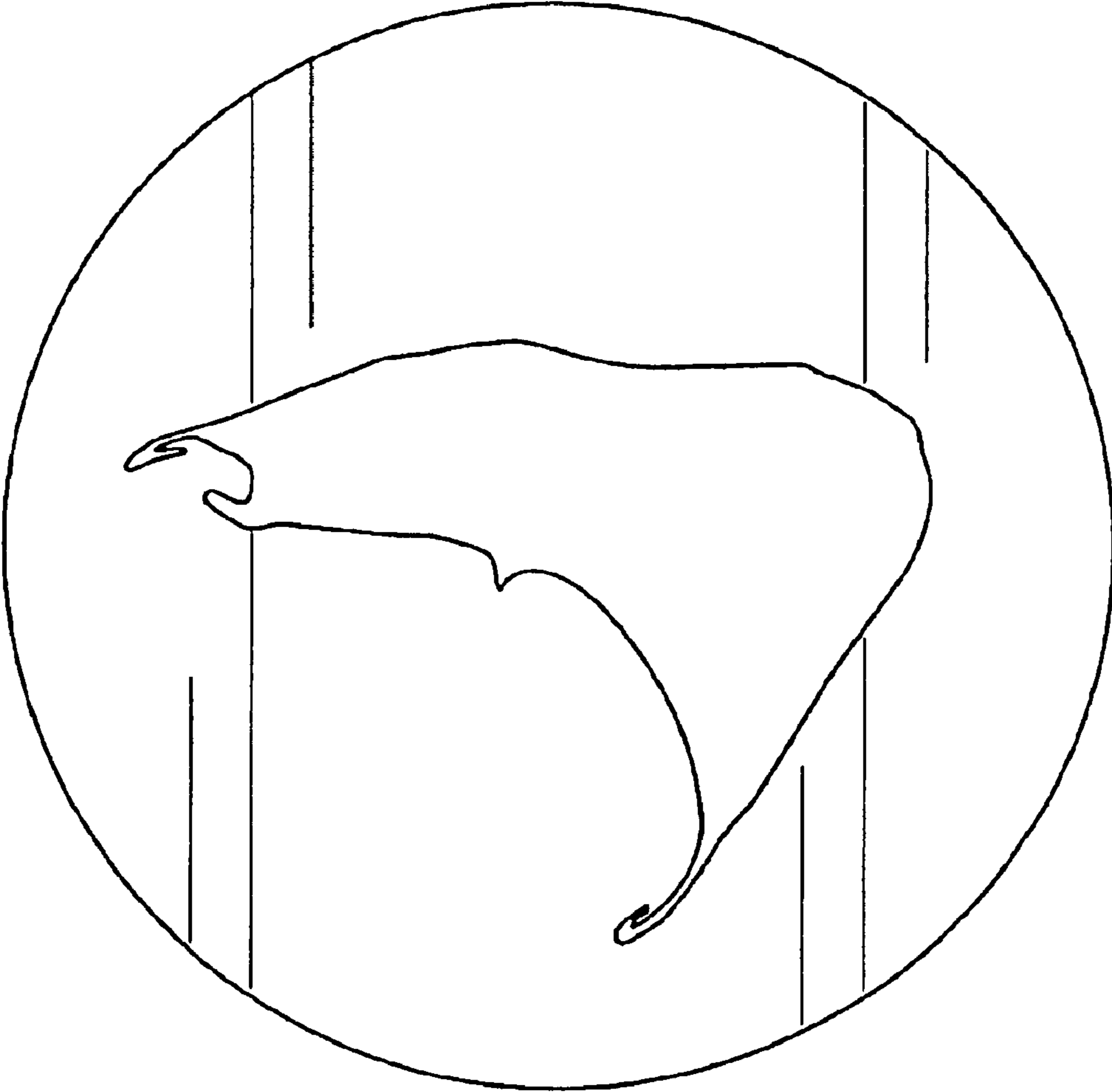


FIG. 4