

US00D508420S

(12) **United States Design Patent** (10) **Patent No.:** **US D508,420 S**
Aire (45) **Date of Patent:** **** Aug. 16, 2005**

(54) **WATCH**

FOREIGN PATENT DOCUMENTS

(75) **Inventor:** **Christopher Aire**, 315 W. Ninth St.,
Suite 1211, Los Angeles, CA (US)
90015

DE	M9401850	*	3/1994	D10/39
WO	DM/057861	*	8/2001	D10/39

(73) **Assignee:** **Christopher Aire**, Topanga, CA (US)

(**) **Term:** **14 Years**

(21) **Appl. No.:** **29/207,144**

(22) **Filed:** **Jun. 4, 2004**

(51) **LOC (8) Cl.** **10-02**

(52) **U.S. Cl.** **D10/39**

(58) **Field of Search** D10/30-39; 368/280-282,
368/276-277, 285, 293-294

OTHER PUBLICATIONS

European Jeweler—Jun. 1988—p. 40—Watches.*
Swiss Watch & Jewelry Journa—Feb. 1988—p. 165—
Watches at top and right.*

* cited by examiner

Primary Examiner—Nelson C. Holtje

(57) **CLAIM**

The ornamental design for a watch, as shown.

DESCRIPTION


FIG. 1 is a top plan view of my new design;
FIG. 2 is a bottom plan view thereof;
FIG. 3 is a right side elevational view thereof;
FIG. 4 is a left side elevational view thereof;
FIG. 5 is a rear end elevational view thereof; and,
FIG. 6 is a front end elevational view thereof.

(56) **References Cited**

U.S. PATENT DOCUMENTS

D323,127 S	*	1/1992	Kawashima	D10/39
D434,674 S	*	12/2000	Shiraishi	D10/30
D484,062 S		12/2003	Kauffmann		
D490,001 S		5/2004	Elnekaveh		

1 Claim, 2 Drawing Sheets






Fig. 1



Fig. 2




Fig. 3




Fig. 4



Fig. 5



Fig. 6