

US00D508419S

(12) **United States Design Patent** (10) **Patent No.:** **US D508,419 S**
Heatherly et al. (45) **Date of Patent:** **** Aug. 16, 2005**

(54) **WATCH HEAD DESIGN**

(75) Inventors: **Chris Heatherly**, Pasadena, CA (US);
Stephanie Kraus-Wuthrich, Glendale,
CA (US); **John Holland**, San Francisco,
CA (US); **Julie Nishioka**, Glendale, CA
(US); **Randal Ouye**, La Crescenta, CA
(US); **Jeffrey Sand**, San Francisco, CA
(US)

(73) Assignee: **Disney Enterprises, Inc.**, Burbank, CA
(US)

(**) Term: **14 Years**

(21) Appl. No.: **29/192,958**

(22) Filed: **Oct. 31, 2003**

(51) **LOC (8) Cl.** **10-02**

(52) **U.S. Cl.** **D10/39**

(58) **Field of Search** D10/30-39; 368/280-282,
368/276-277, 285, 293-294

(56) **References Cited**

U.S. PATENT DOCUMENTS

D65,621 S	*	9/1924	Strasser	D10/38
4,332,020 A	*	5/1982	Leopold	368/27
D303,504 S	*	9/1989	Hysek	D10/32
D332,408 S	*	1/1993	Chodat et al.	D10/30
D356,269 S	*	3/1995	Milovanovic	D10/39
D432,433 S	*	10/2000	Bruni	D10/30
D445,698 S	*	7/2001	Bruni	D10/39
D486,404 S	*	2/2004	Shriqui	D10/32

FOREIGN PATENT DOCUMENTS

EP 233-309 A * 2/1986 368/282

OTHER PUBLICATIONS

WatchBuddy™ advertisement; www1.ivenue.com/greatmerchantscominc/images/WatchBuddyPOPdisplay.jpg.

* cited by examiner

Primary Examiner—Nelson C. Holtje

(74) *Attorney, Agent, or Firm*—Neer Gupta, Esq.; Charles Berman, Esq.; Greenberg Traurig, LLP

(57) **CLAIM**

The ornamental design for a watch head design, as shown and described.

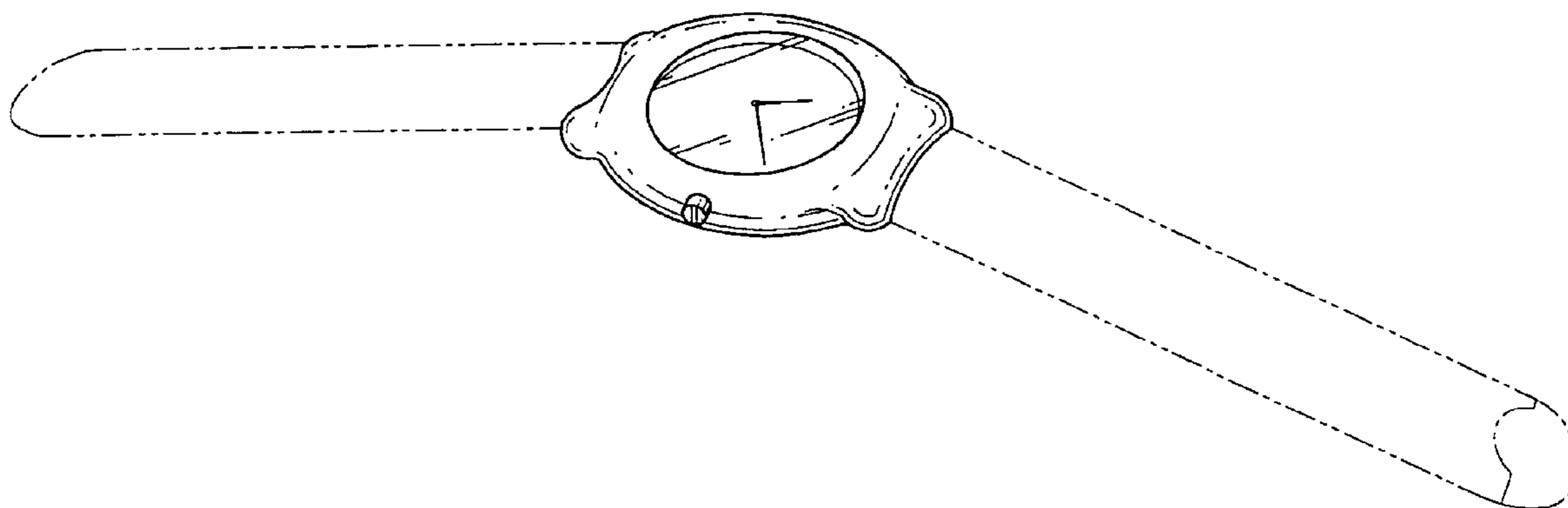
DESCRIPTION

FIG. 1 is top, front, right side perspective view of our design; FIG. 2 is a front elevation of our design; FIG. 3 is a back elevation of our design; FIG. 4 is a top plan view of our design; FIG. 5 is Right side elevation with the left side being a mirror image of our design; and, FIG. 6 is a bottom plan view of our design.

The broken line showings of watch bands are for illustrative purposes only and forms no part of the claimed design.

Broken lines are for illustrative purposes only and form no part of the claimed design. Depicted elements may be combined in any manner.

1 Claim, 2 Drawing Sheets



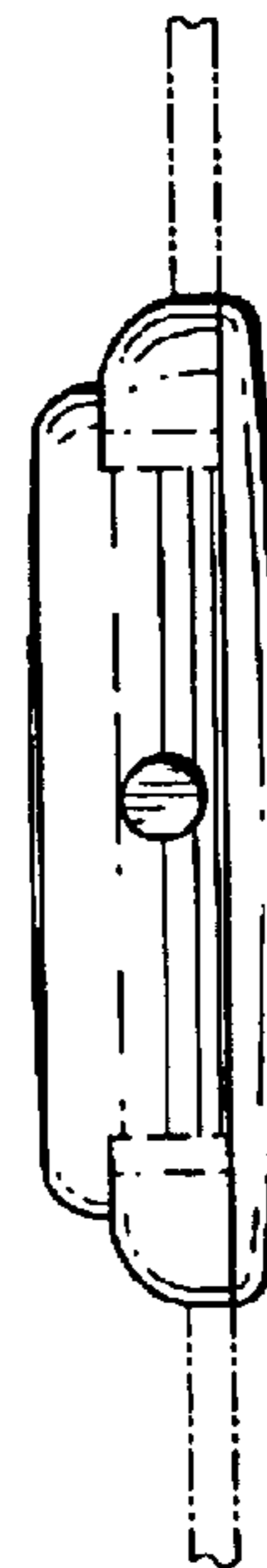

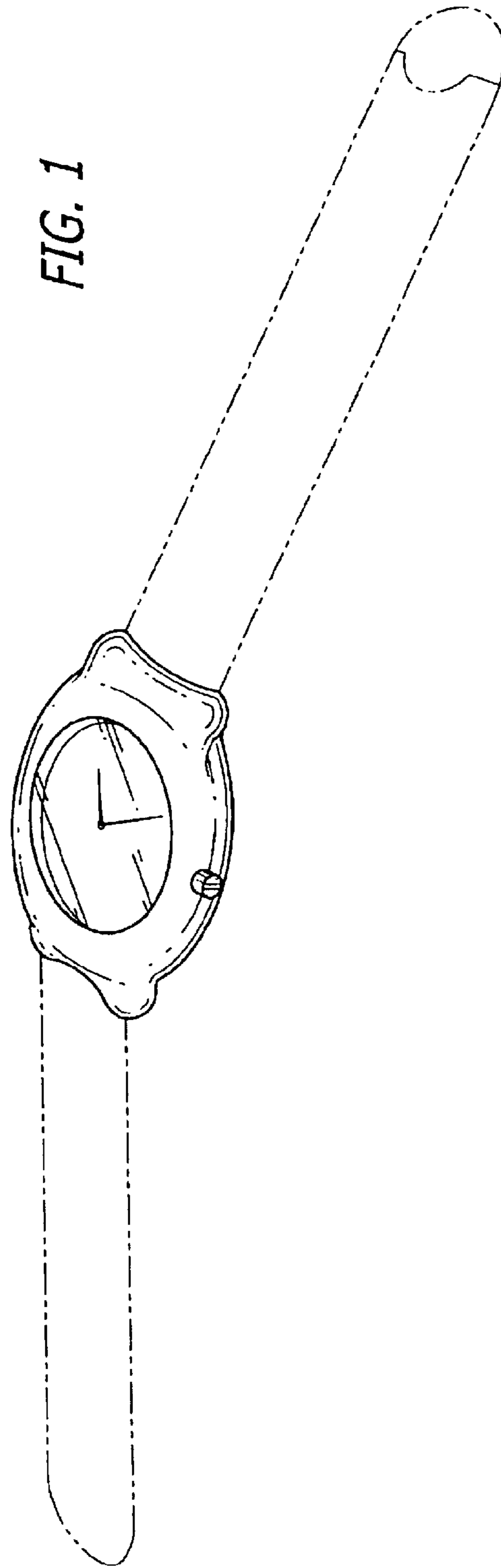


FIG. 1

FIG. 3

FIG. 2

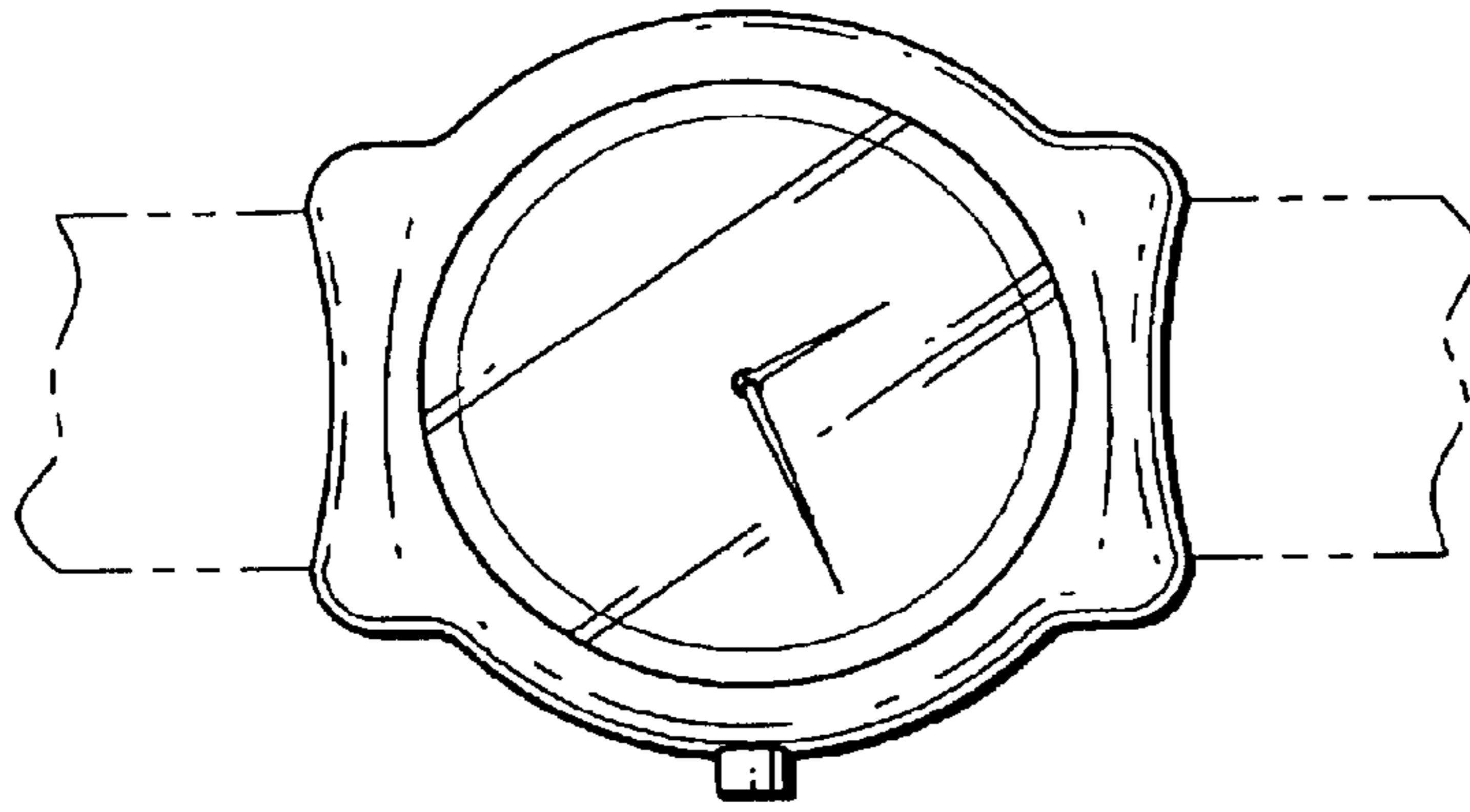


FIG. 4




FIG. 5

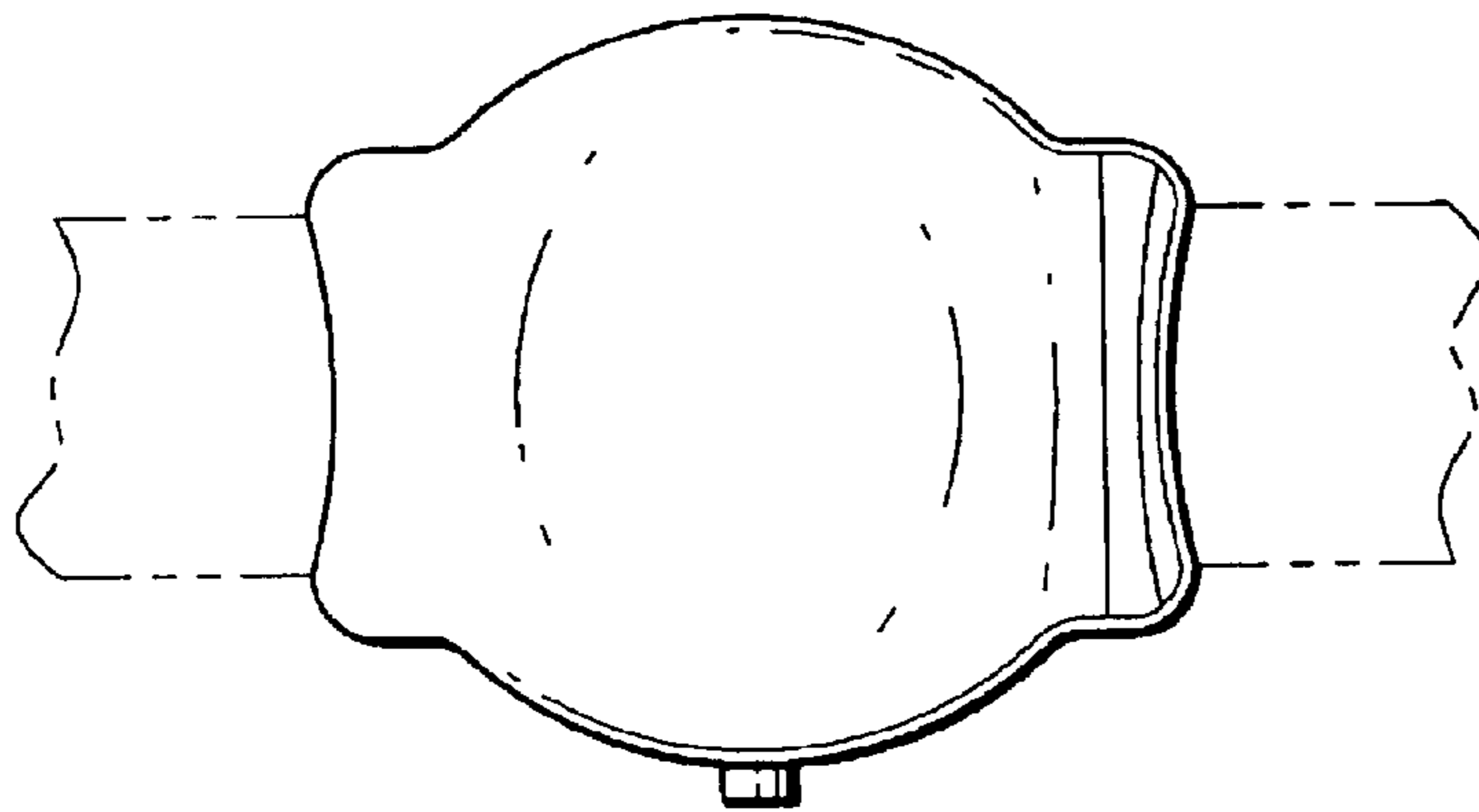


FIG. 6