

US00D508417S

(12) **United States Design Patent**
Yurman

(10) **Patent No.:** **US D508,417 S**

(45) **Date of Patent:** **** Aug. 16, 2005**

(54) **WRISTWATCH**

(75) **Inventor:** **David Yurman, New York, NY (US)**

(73) **Assignee:** **David Yurman SA (CH)**

(**) **Term:** **14 Years**

(21) **Appl. No.:** **29/219,134**

(22) **Filed:** **Dec. 14, 2004**

(51) **LOC (8) Cl.** **10-02**

(52) **U.S. Cl.** **D10/32**

(58) **Field of Search** D10/1-39, 122-132;
368/276-277, 281-282, 285, 293-295;
D11/3-25; 63/1.1, 3, 5, 11; 224/164, 168,
178

(56) **References Cited**

U.S. PATENT DOCUMENTS

D78,958 S * 7/1929 Wewetzer D10/32
D358,554 S * 5/1995 Helleu D10/32

D420,599 S * 2/2000 Perrin et al. D10/32
D431,785 S * 10/2000 Tavenas D10/32
D444,716 S * 7/2001 Bodino D10/32
D460,921 S * 7/2002 Helleu D10/32

* cited by examiner

Primary Examiner—Nelson C. Holtje

(74) *Attorney, Agent, or Firm*—Sughrue Mion, PLLC

(57) **CLAIM**

The ornamental design for a wristwatch, as shown.

DESCRIPTION

FIG. 1 is a perspective view of the front and right side of a wristwatch showing my new design; FIG. 2 is a front elevational view thereof; FIG. 3 is a rear elevational view thereof; FIG. 4 is a right side elevational view thereof; FIG. 5 is a rear elevational view thereof; FIG. 6 is a top plan view thereof; and, FIG. 7 is a bottom plan view thereof.

1 Claim, 2 Drawing Sheets

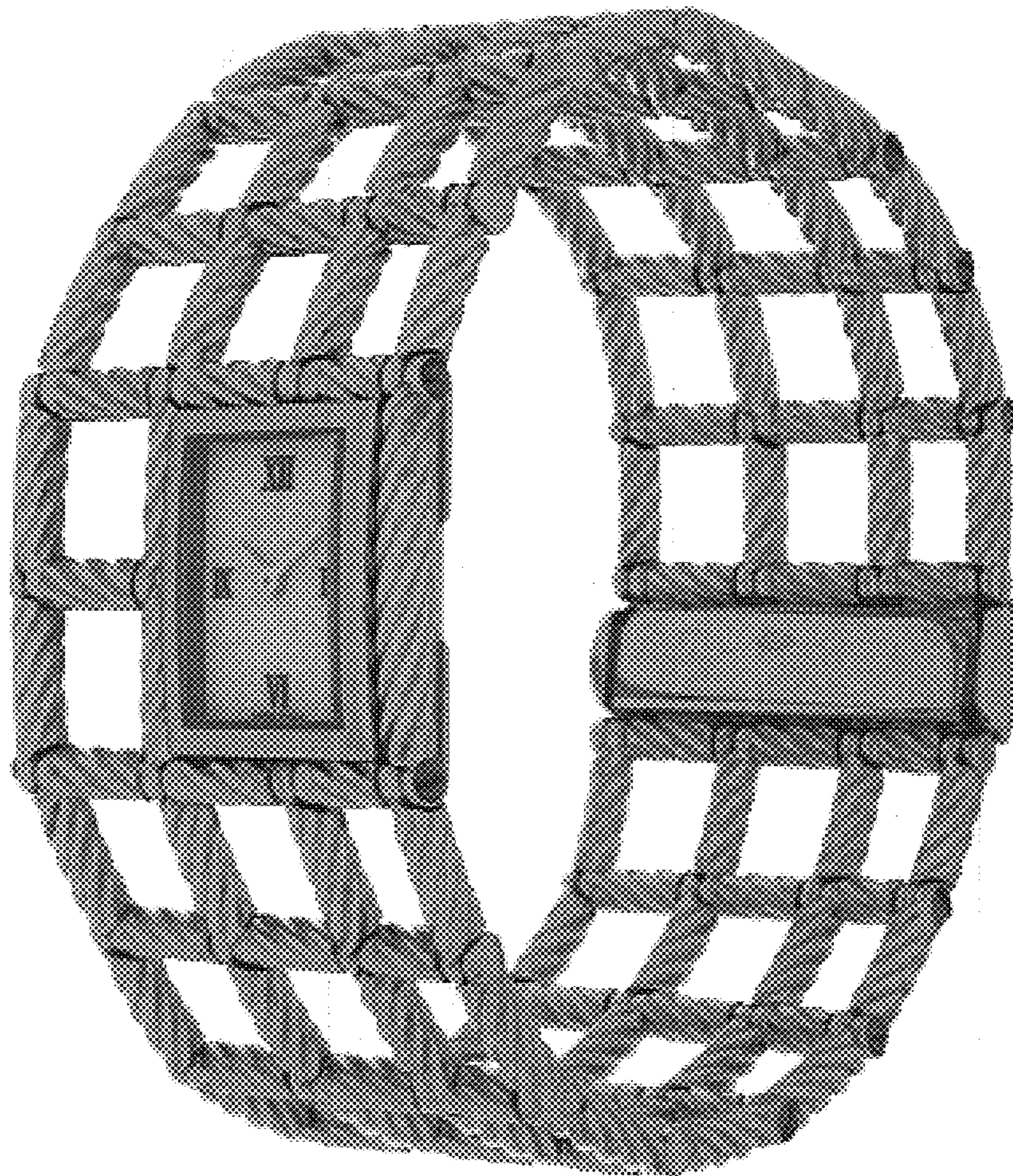


FIG. 1




FIG. 2

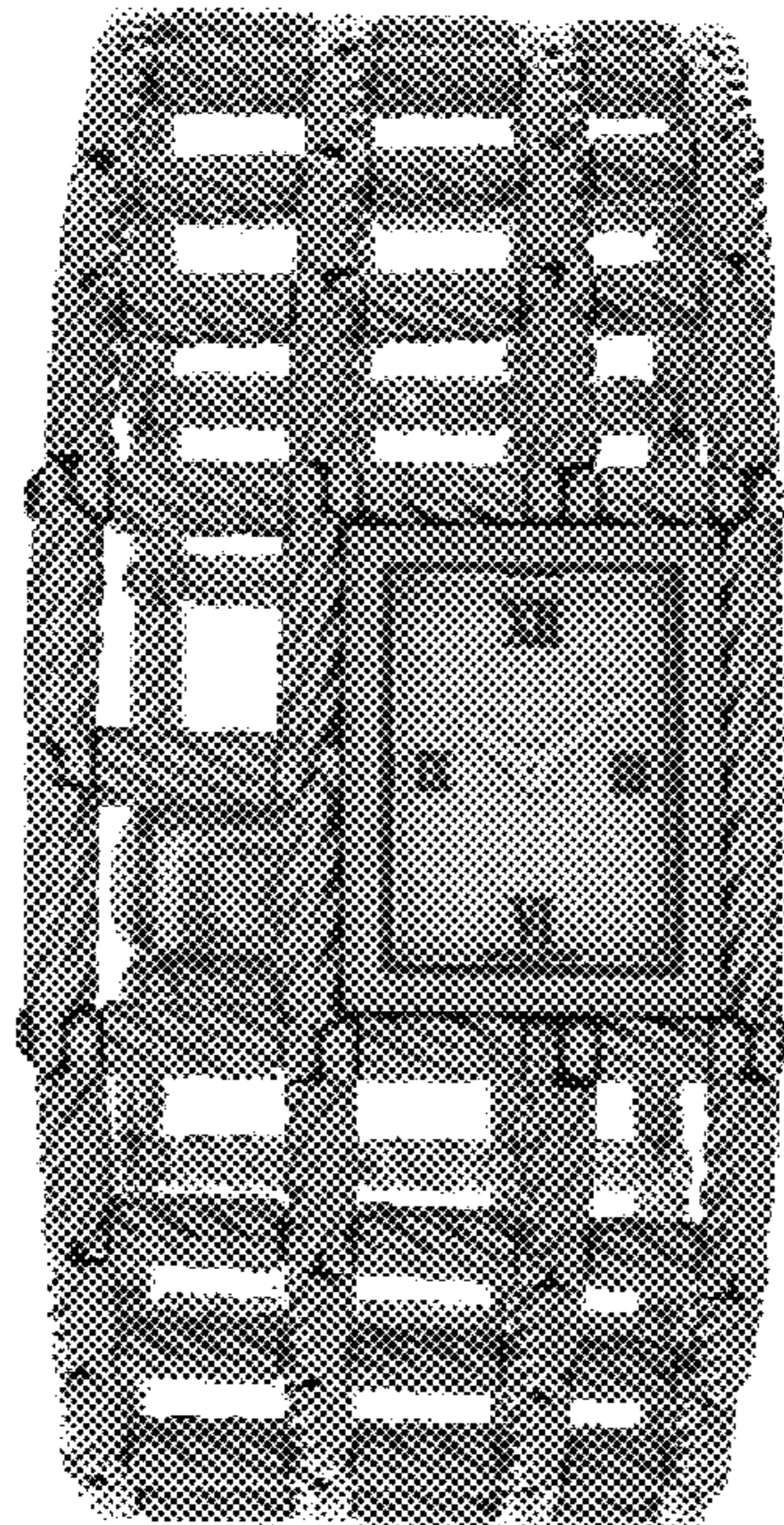


FIG. 3




FIG. 4

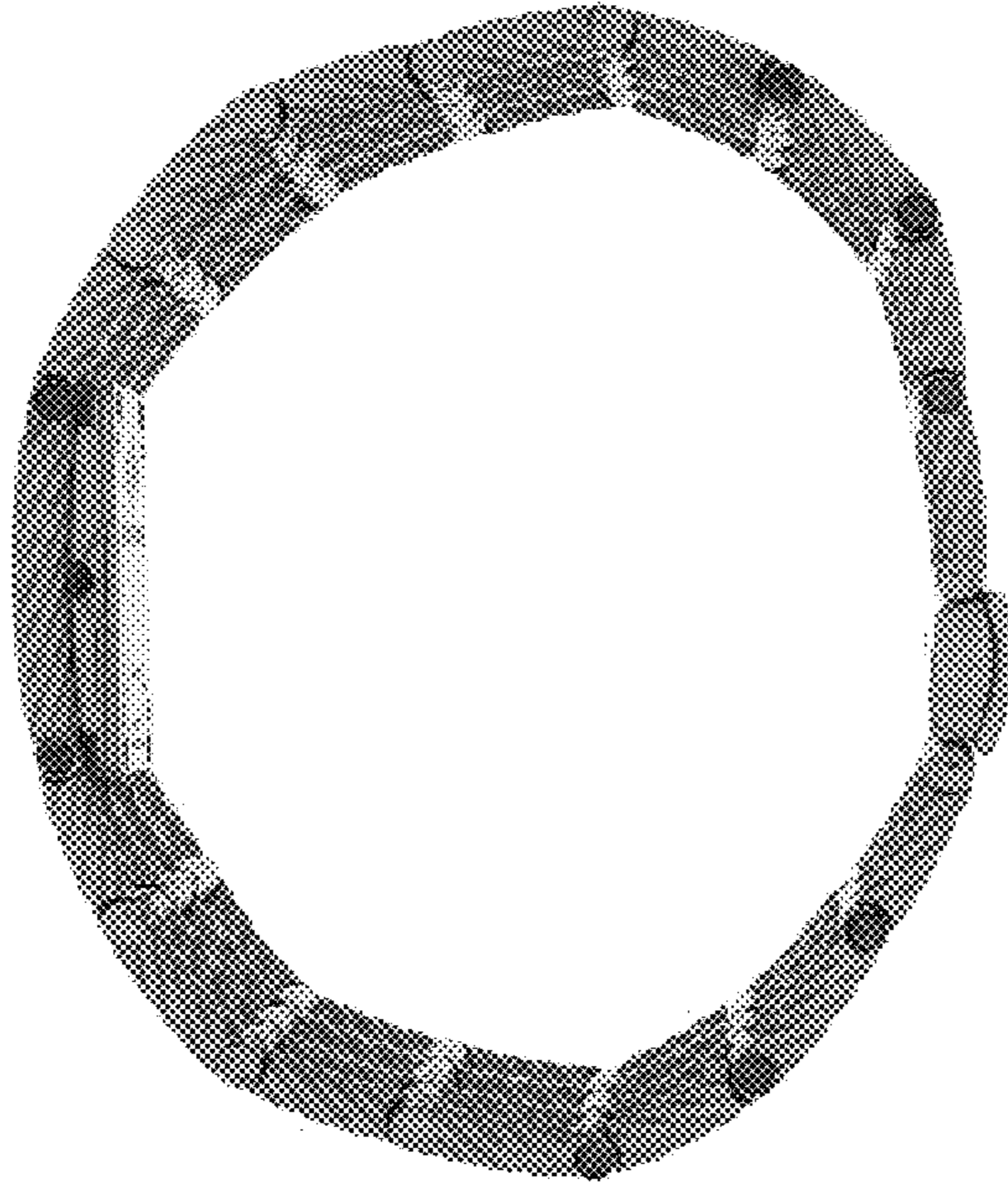


FIG. 6




FIG. 5

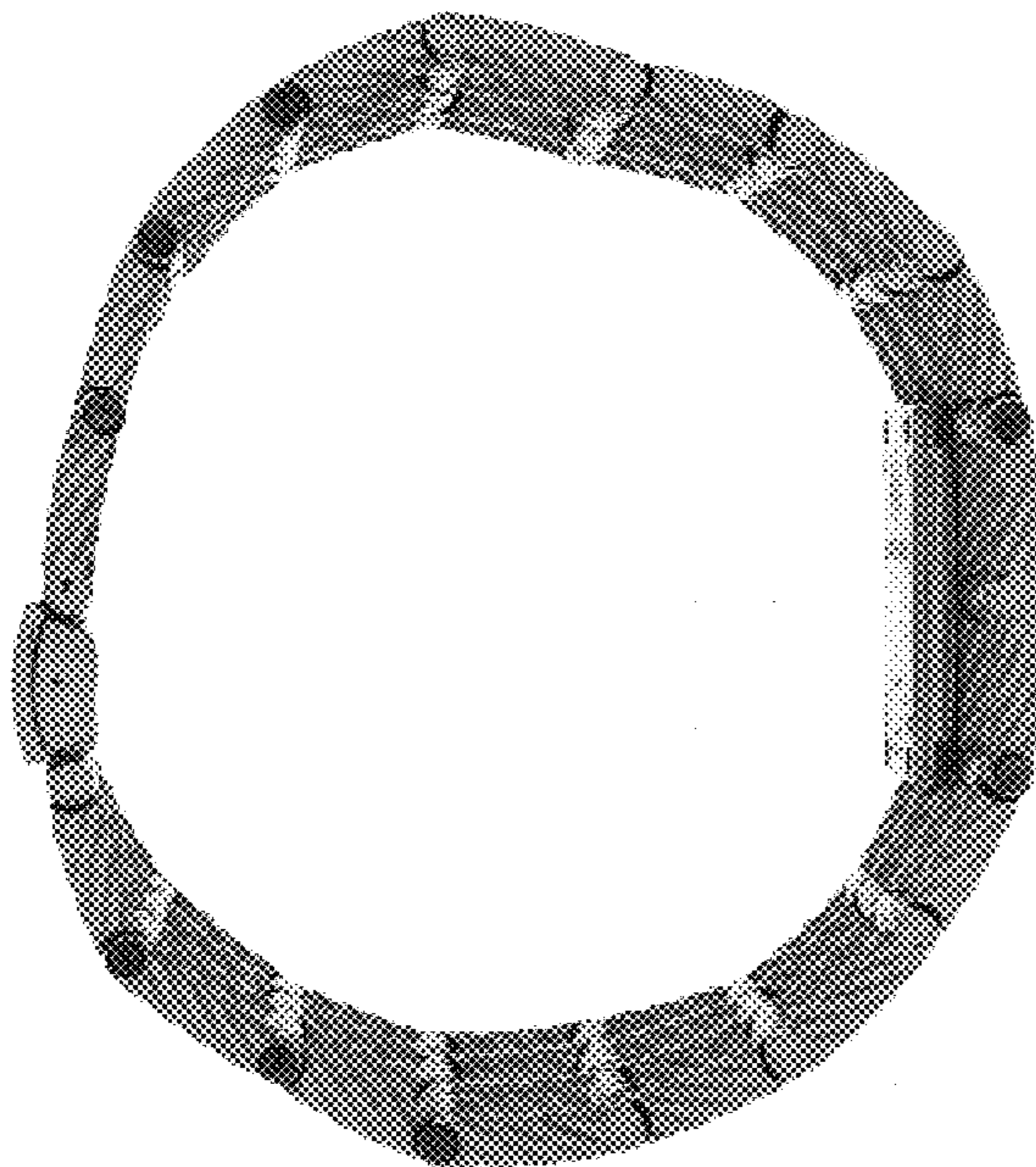


FIG. 7

