

US00D508408S

(12) **United States Design Patent**
Roseberg

(10) **Patent No.:** **US D508,408 S**
(45) **Date of Patent:** **** Aug. 16, 2005**

- (54) **CONTAINER**
- (75) **Inventor:** **Matthew Roseberg**, Pompano Beach, FL (US)
- (73) **Assignee:** **Kennesaw Fruit and Juice**, Pompano Beach, FL (US)
- (**) **Term:** **14 Years**
- (21) **Appl. No.:** **29/178,626**
- (22) **Filed:** **Mar. 31, 2003**
- (51) **LOC (8) Cl.** **09-01**
- (52) **U.S. Cl.** **D9/528**
- (58) **Field of Search** D9/516, 517, 523, D9/528, 530, 531, 541, 543, 559, 560, 571, 575, 499; 206/527, 822; 215/40, 200, 316, 329, 382, 400; 220/200, 260, 660, 669, 670, 675, 755, 890, DIG. 12-14

- D292,885 S 11/1987 Best et al.
- 4,804,119 A 2/1989 Goodall
- D303,630 S 9/1989 Beechuk et al.
- D309,421 S 7/1990 Aldrich, III
- D311,864 S 11/1990 Davis
- D315,672 S 3/1991 Peykoff
- 5,111,979 A * 5/1992 Athar 222/568
- D333,432 S 2/1993 Gonda et al.
- D341,086 S 11/1993 Feen
- D351,347 S 10/1994 Ring
- D352,005 S 11/1994 D'Amico et al.

(Continued)

Primary Examiner—Philip S. Hyder
Assistant Examiner—Daniel Bui
(74) *Attorney, Agent, or Firm*—Finnegan, Henderson, Farabow, Garrett & Dunner, LLP

(57) **CLAIM**

The ornamental design for the container, as shown and described.

(56) **References Cited**

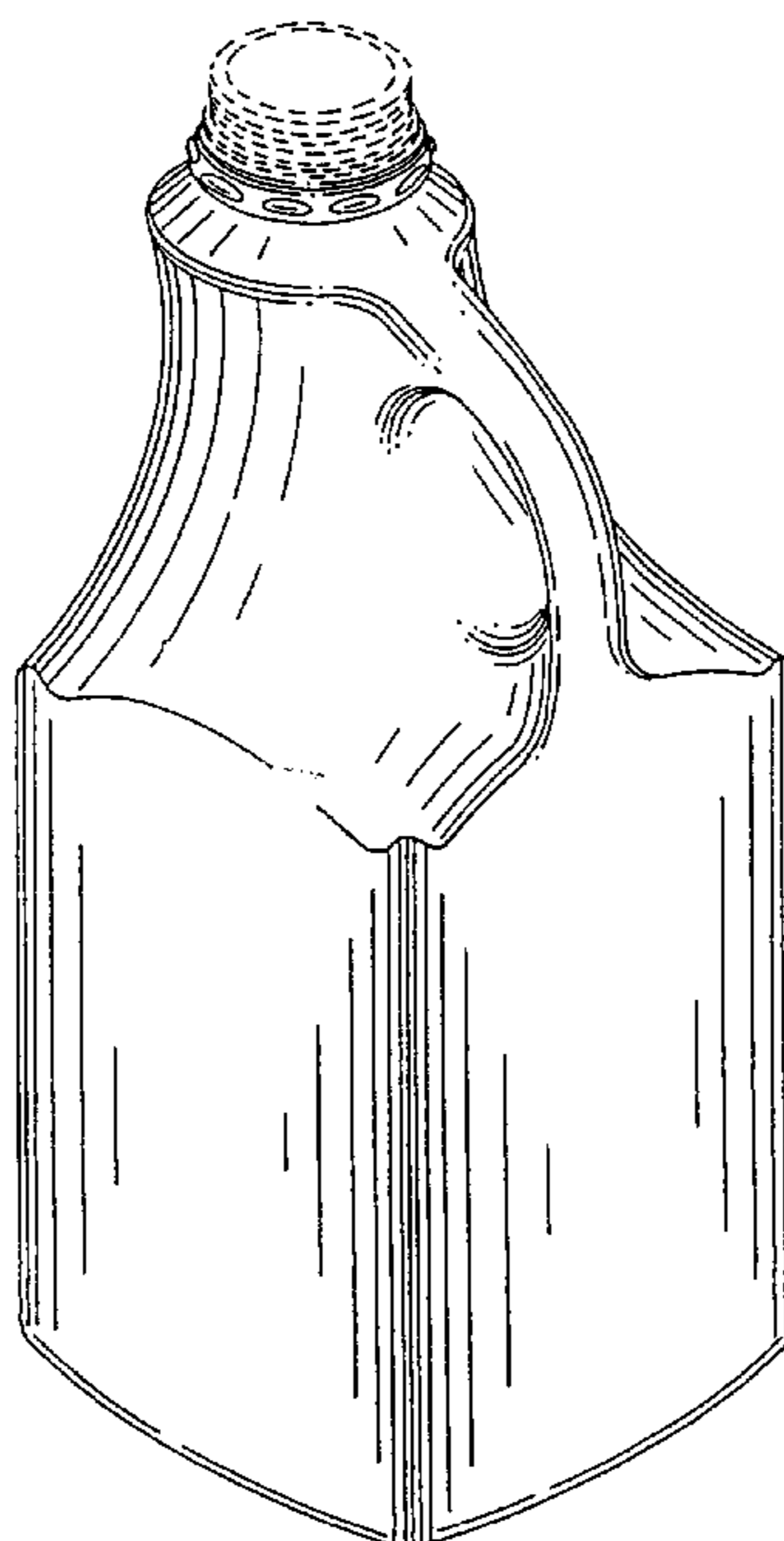
U.S. PATENT DOCUMENTS

- D200,013 S * 1/1965 Lorenzen D9/528
- D201,469 S 6/1965 Lorenzen
- D210,853 S * 4/1968 Anderson D9/536
- D210,855 S 4/1968 Anderson
- D214,421 S 6/1969 Campbell et al.
- D221,513 S 8/1971 Leary et al.
- D223,807 S 6/1972 Thomson
- D227,443 S 6/1973 Weckman
- 4,127,206 A 11/1978 Virog, Jr. et al.
- D258,802 S 4/1981 Beaver
- D264,308 S 5/1982 Campbell

DESCRIPTION

FIG. 1 is a right front-perspective view of the container of my new design;
FIG. 2 is a front view of my new design, the rear view being a mirror image thereof;
FIG. 3 is a right-side view of my new design;
FIG. 4 is a left-side view of my new design;
FIG. 5 is a top view of my new design; and,
FIG. 6 is a bottom view of my new design.
The broken line showing of the environment is for illustrative purposes only and forms no part of the claimed design.

1 Claim, 3 Drawing Sheets



US D508,408 S

Page 2

U.S. PATENT DOCUMENTS

D353,331 S	12/1994	Larkin et al.	
D357,631 S	4/1995	Beaver	
D359,689 S	6/1995	Beaver	
D374,624 S	10/1996	Paoloski	
D379,590 S	6/1997	Beaver	
D390,116 S	2/1998	Larkin et al.	
D391,856 S	3/1998	Lynd	
5,743,620 A	* 4/1998	Rojas et al.	362/101
D394,811 S	6/1998	Jagielski et al.	
D397,036 S	8/1998	Katakouzinou	
D398,854 S	9/1998	Beechuk et al.	
D399,138 S	10/1998	Beechuk et al.	
D400,105 S	10/1998	Beechuk et al.	
D401,154 S	11/1998	Robinson	
D401,506 S	11/1998	Collins, II et al.	
D403,578 S	* 1/1999	Paul et al.	D9/434
D403,591 S	1/1999	Nijs et al.	
D403,967 S	1/1999	Nijs et al.	
D406,766 S	3/1999	Beechuk et al.	
D406,767 S	3/1999	Beechuk et al.	
5,908,136 A	6/1999	Mrak	
D413,516 S	9/1999	Beaver	
D414,421 S	9/1999	Paul et al.	
D414,422 S	9/1999	Beaver	
D416,801 S	* 11/1999	Macauley et al.	D9/523
D417,849 S	12/1999	Beaver	
D424,946 S	* 5/2000	Alsup	D9/528
D427,912 S	* 7/2000	Johnson et al.	D9/528
D429,465 S	8/2000	Weeden	
D430,033 S	8/2000	Beaver et al.	
D439,520 S	3/2001	Walther et al.	
6,237,792 B1	5/2001	Skolnicki et al.	
6,247,606 B1	6/2001	Zogg	
D454,070 S	3/2002	Crawford et al.	
D456,272 S	* 4/2002	Sadeghi et al.	D9/560
D467,180 S	* 12/2002	Clochet	D9/506

* cited by examiner

FIG. 2




FIG. 1

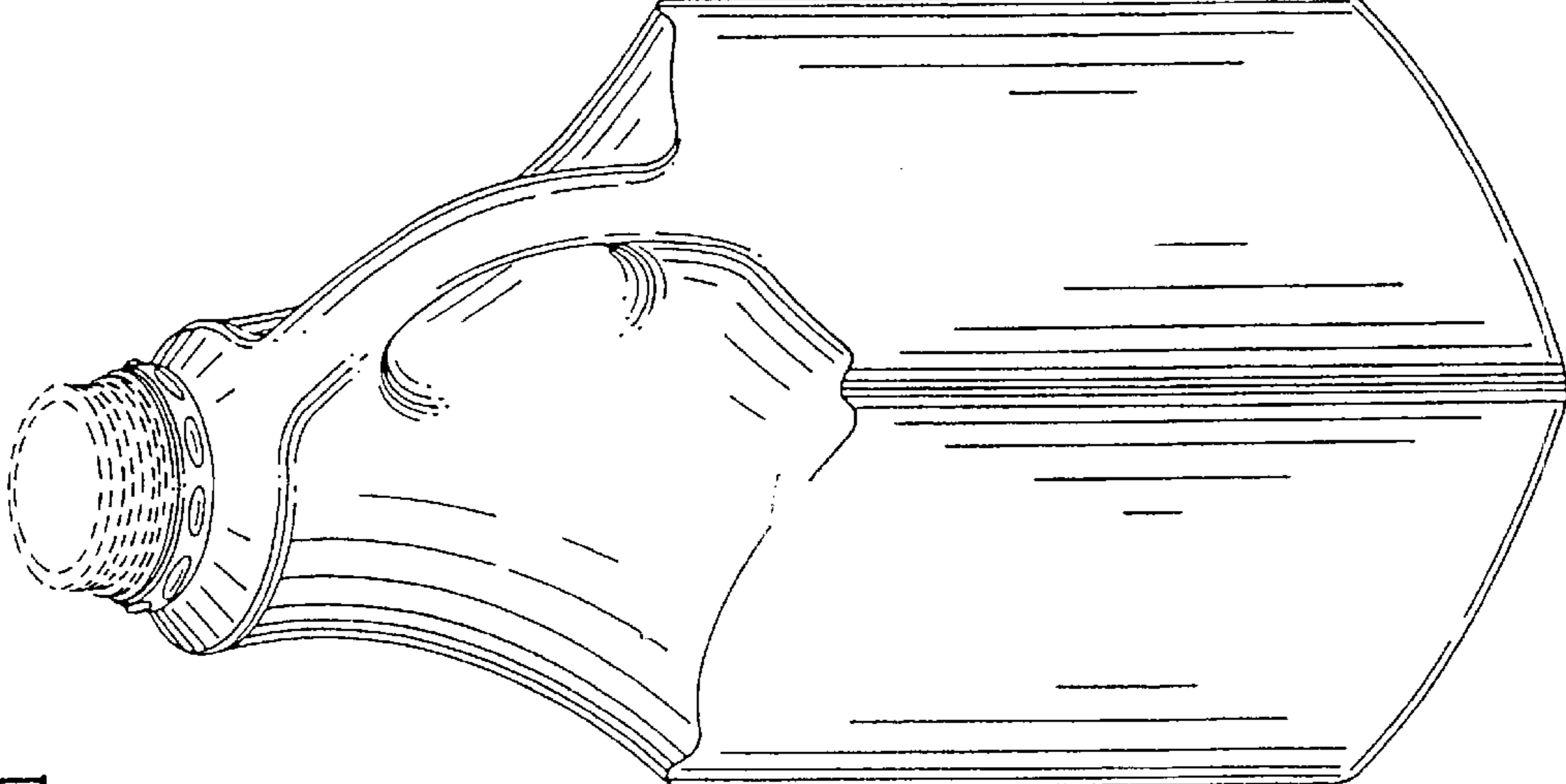


FIG. 4

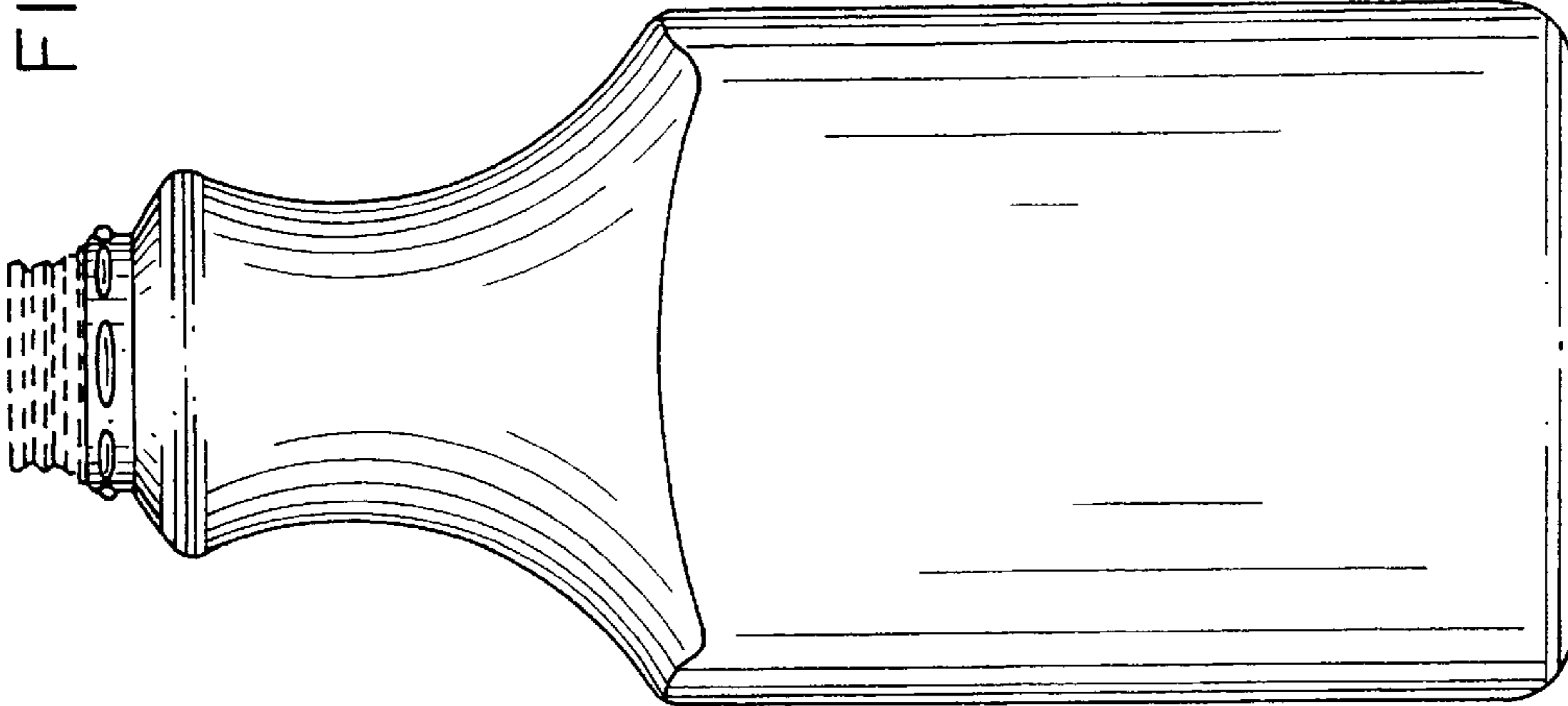


FIG. 3




FIG. 5

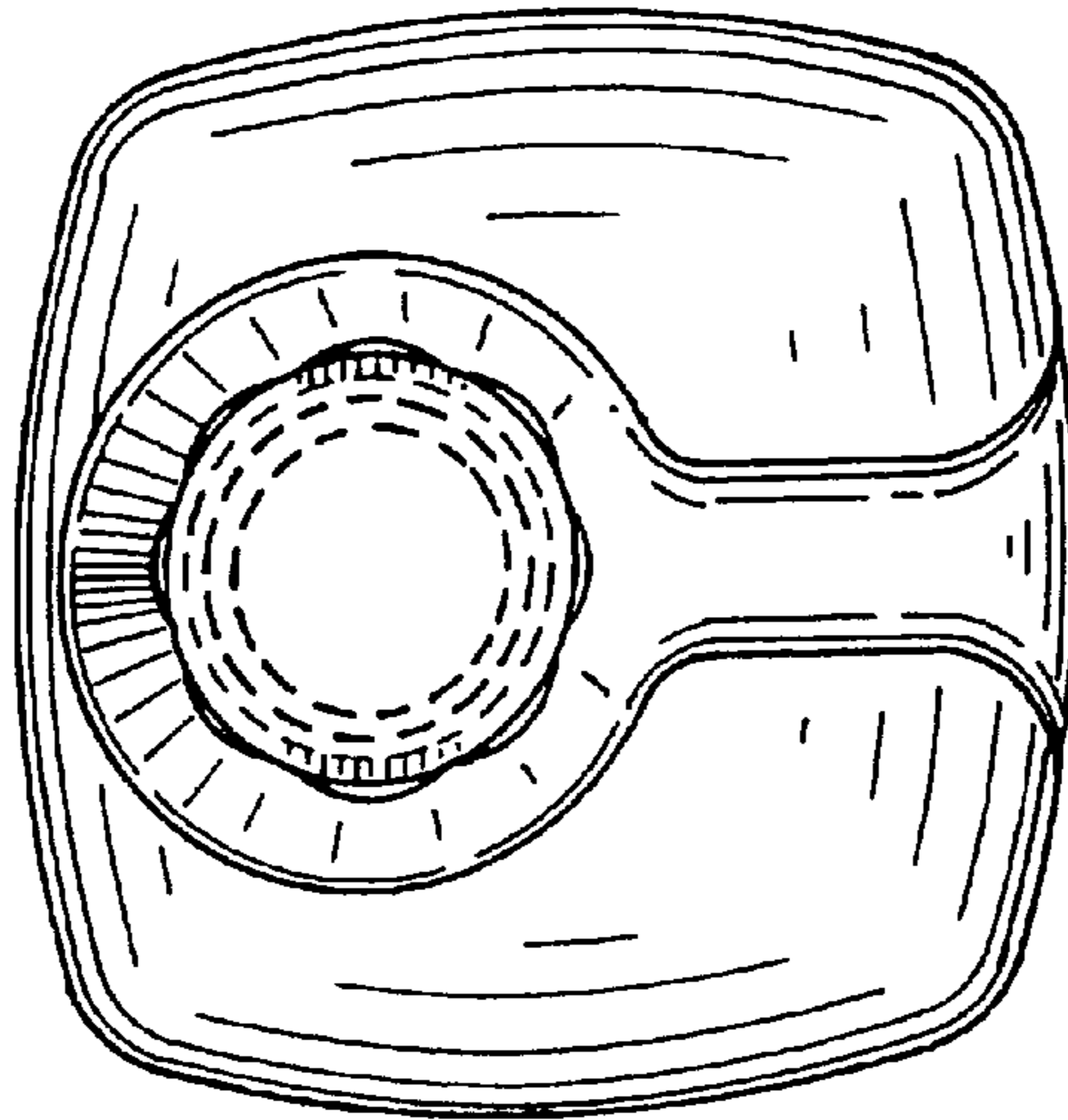


FIG. 6

