

US00D508405S

(12) **United States Design Patent** (10) **Patent No.:** **US D508,405 S**
Lamb et al. (45) **Date of Patent:** **** Aug. 16, 2005**

(54) **DISPENSER**

(75) Inventors: **John David Lamb**, Pewsey (GB);
Martin Christopher Bunce, Pewsey
(GB); **Alexander James Peacop**,
Devizes (GB); **Bruce Cummings**, New
York, NY (US); **William John Davis**,
Bath (GB)

D289,565 S * 4/1987 Mann D28/10
D299,694 S * 2/1989 Geiger D9/686
D305,300 S * 1/1990 Kraft D9/529
D310,480 S * 9/1990 Geiger D9/689
D317,121 S * 5/1991 Crawford et al. D9/529
D323,293 S * 1/1992 Gutkowski D9/529
D340,186 S * 10/1993 Rand et al. D9/529
D372,872 S * 8/1996 Crawford D9/529
D403,590 S * 1/1999 Wong D9/529

(73) Assignee: **Colgate-Palmolive Company**, New
York, NY (US)

* cited by examiner

(**) Term: **14 Years**

Primary Examiner—Stella Reid
Assistant Examiner—Shanda C. Hill

(21) Appl. No.: **29/207,259**

(74) *Attorney, Agent, or Firm*—Clifford E. Wilkins

(22) Filed: **Jun. 10, 2004**

(57) **CLAIM**

(51) **LOC (8) Cl.** **09-01**

The ornamental design for a dispenser, as shown and described.

(52) **U.S. Cl.** **D9/504**

DESCRIPTION

(58) **Field of Search** D9/686, 688, 689,
D9/691, 500, 502-4, 529, 575, 715, 719,
729; 215/378, 382, 383, 385; 222/153.1,
153.11; 239/355, 337; D28/10

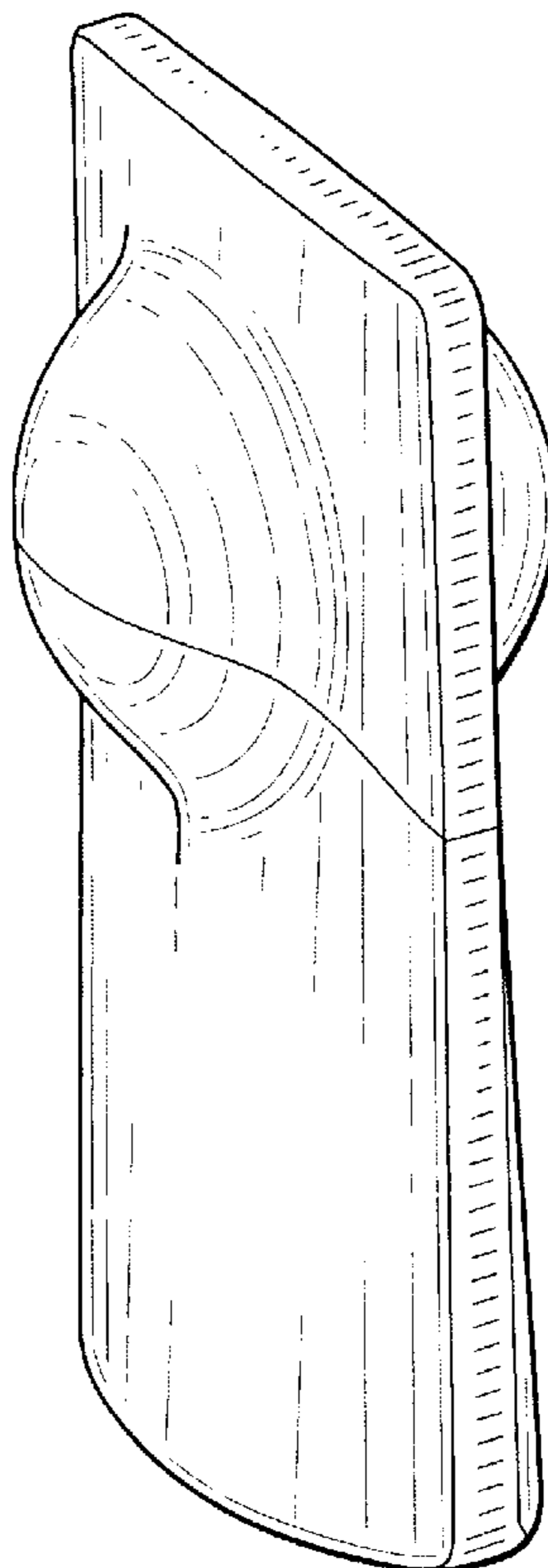
FIG. 1 is a perspective view of the dispenser of our design;
FIG. 2 is a front elevation view thereof, the rear elevation
view being a mirror image thereof.
FIG. 3 is a right side elevation view thereof, the left side
being a mirror image thereof.
FIG. 4 is a top plan view thereof; and,
FIG. 5 is a bottom plan view thereof.

(56) **References Cited**

U.S. PATENT DOCUMENTS

D214,426 S * 6/1969 Osborn D9/529
D262,265 S * 12/1981 Hadtke et al. D9/729
D278,599 S * 4/1985 Lane D9/529

1 Claim, 4 Drawing Sheets



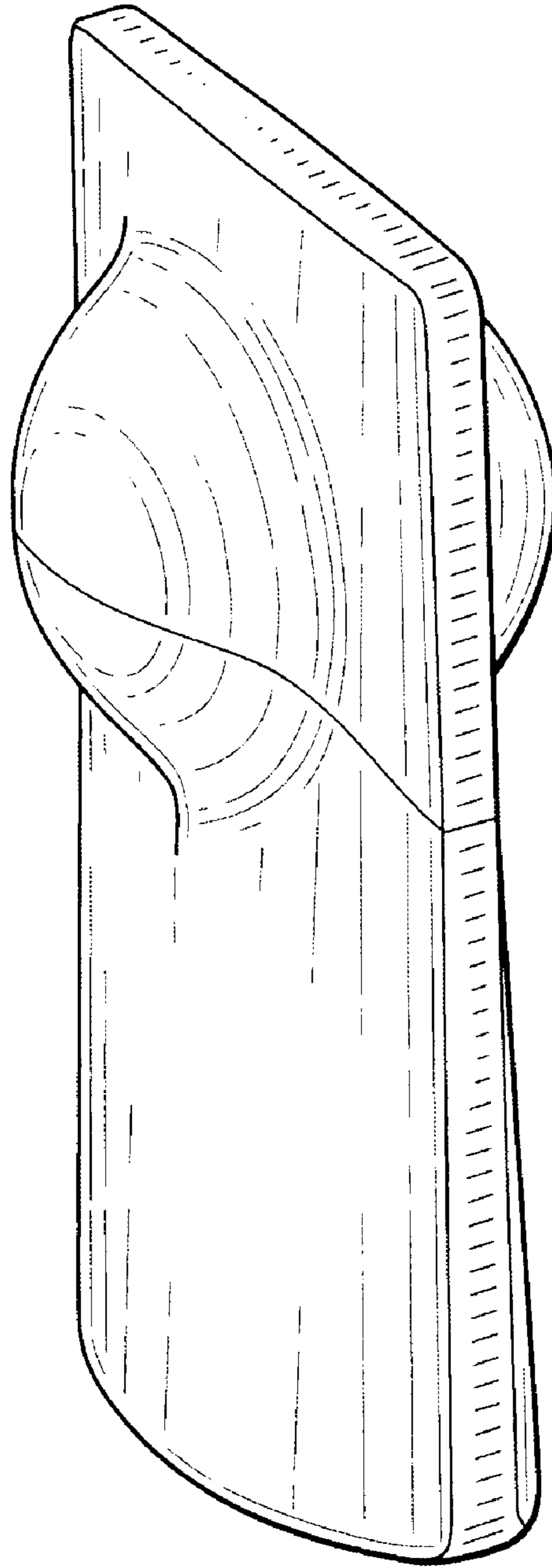


FIG. 1

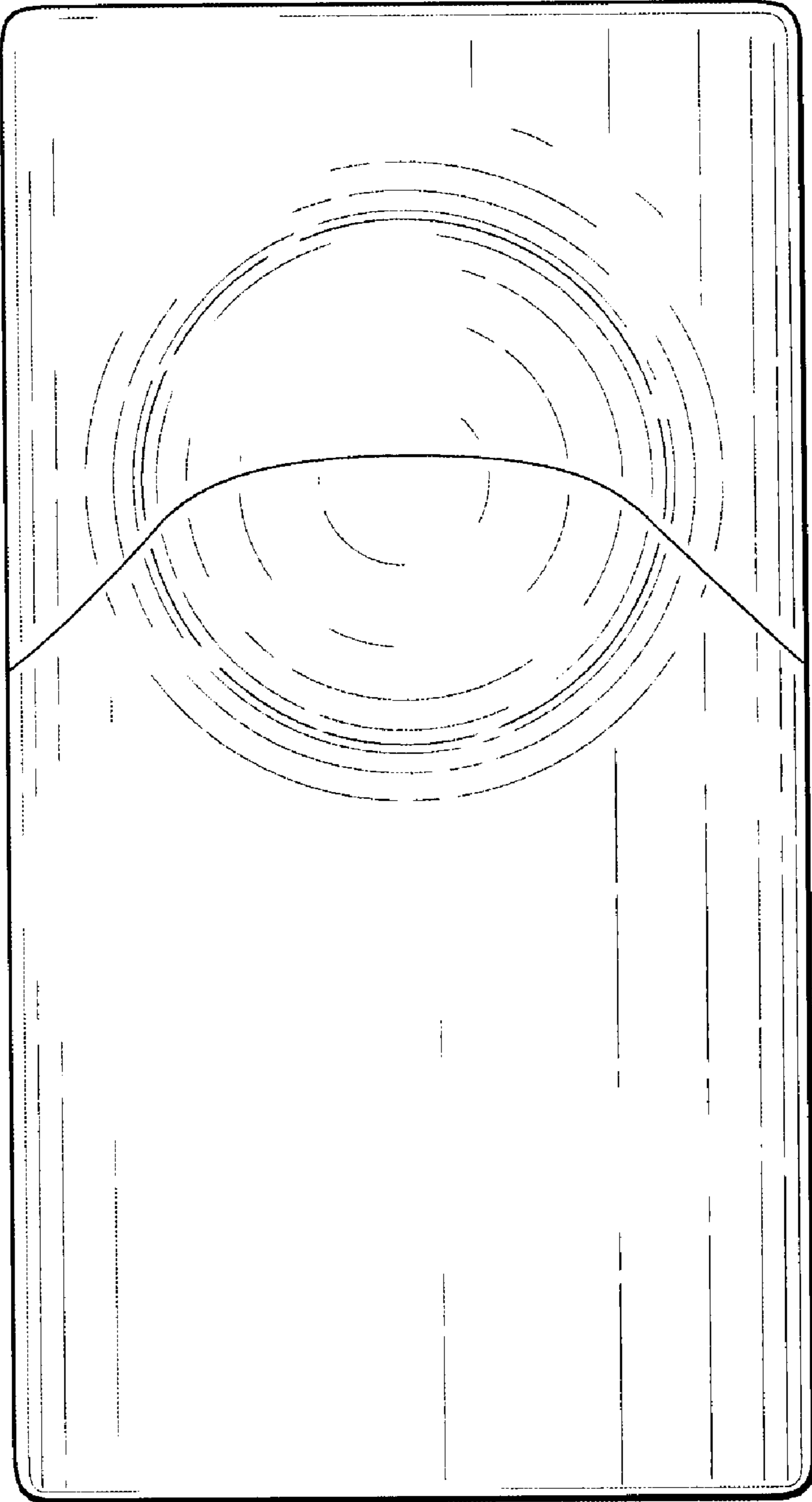


FIG. 2

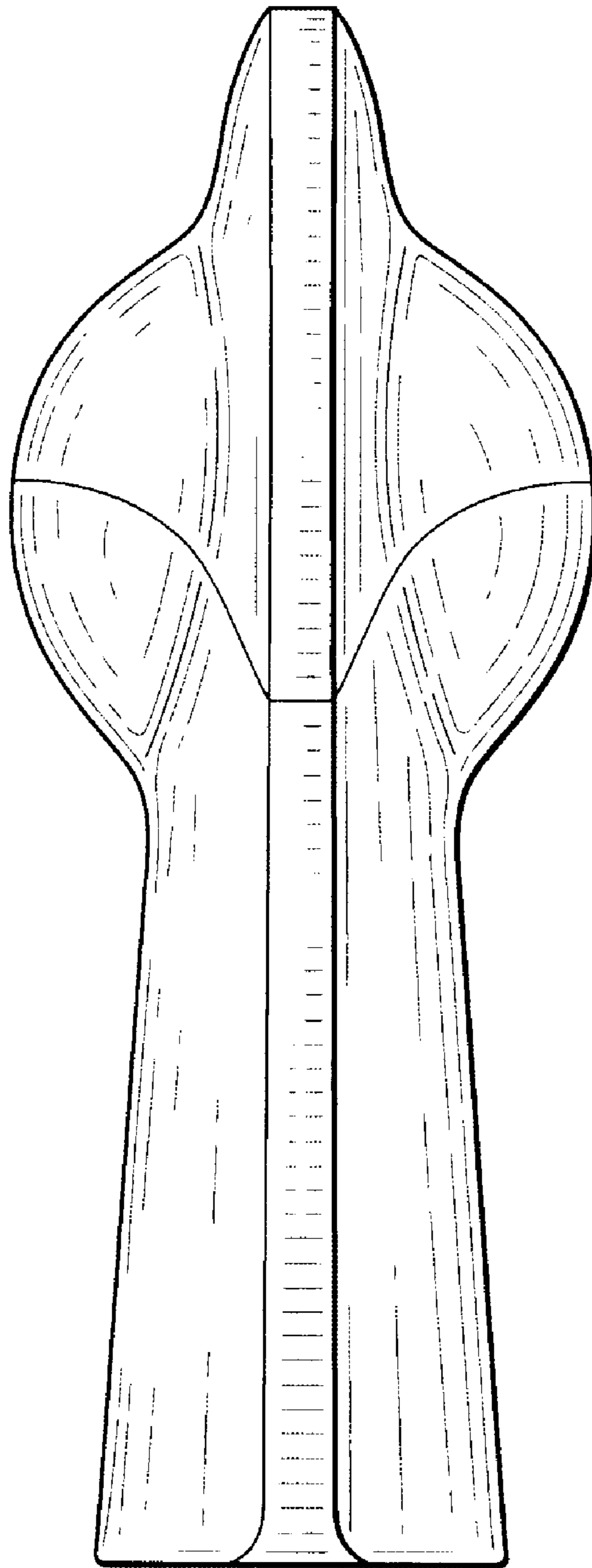


FIG. 3

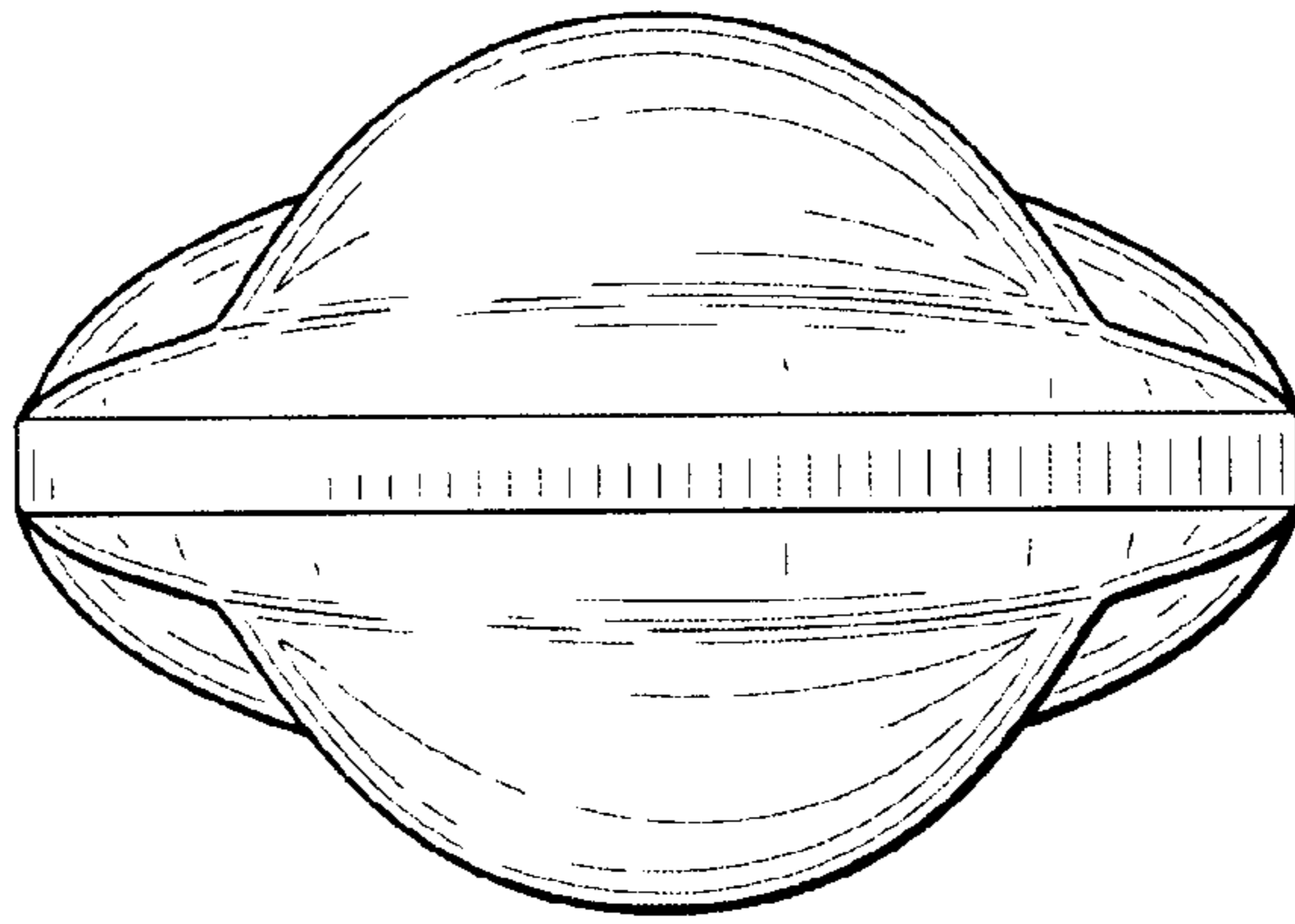


FIG. 4

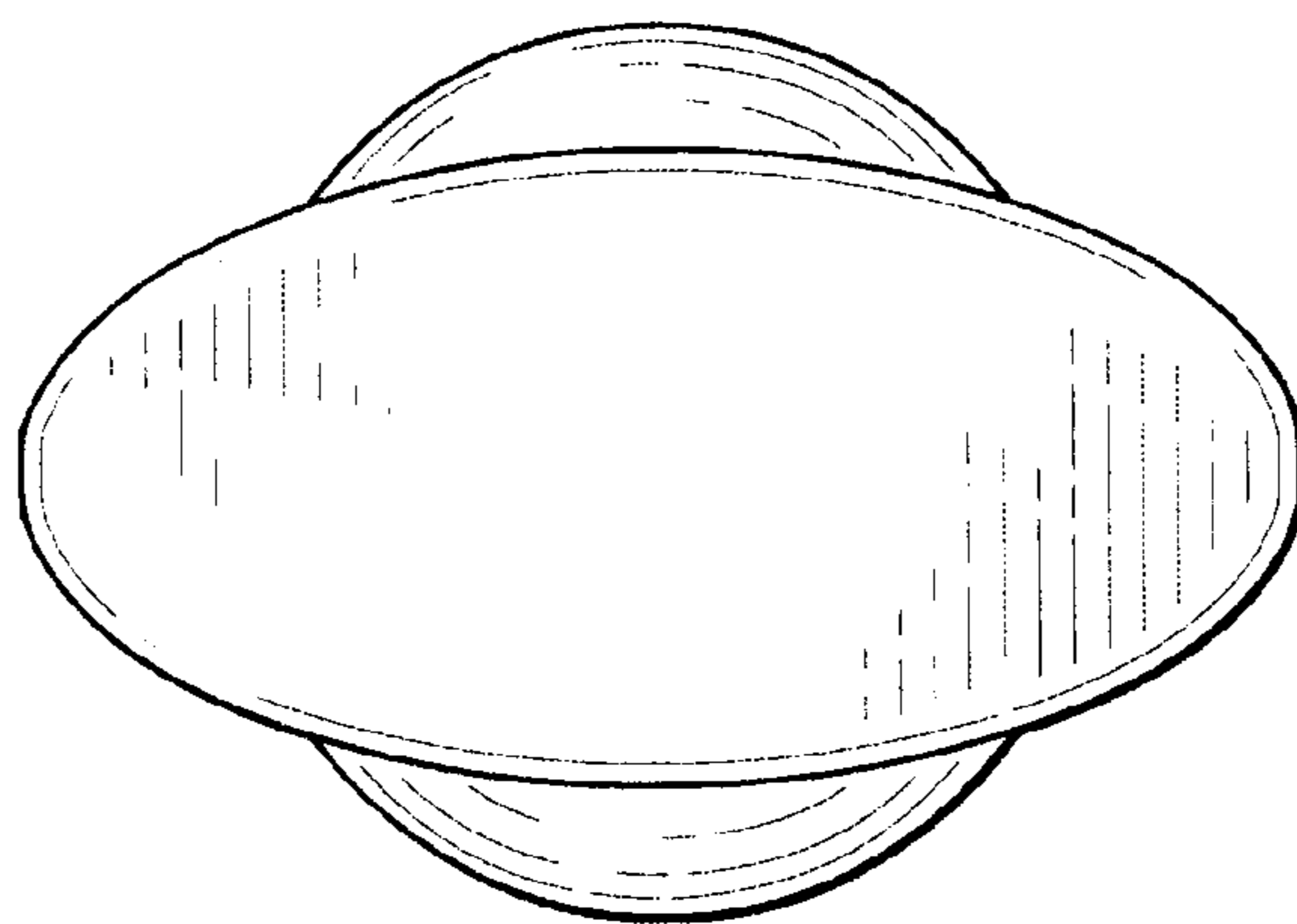


FIG. 5