



US00D508395S

(12) **United States Design Patent**
Gamble

(10) **Patent No.: US D508,395 S**

(45) **Date of Patent: ** Aug. 16, 2005**

(54) **HOLDER FOR POTS**

D394,576 S * 5/1998 Gualandri D6/556

(76) Inventor: **Christopher Gamble**, 3333 E.
Camelback Rd., Suite 212, Phoenix, AZ
(US) 85018

* cited by examiner

Primary Examiner—Holly Baynham

(74) *Attorney, Agent, or Firm*—Gregory J. Nelson

(**) Term: **14 Years**

(57) **CLAIM**

(21) Appl. No.: **29/191,649**

I claim the ornamental design for a holder for pots, as shown and described.

(22) Filed: **Oct. 10, 2003**

DESCRIPTION

(51) **LOC (8) Cl.** **08-05**

(52) **U.S. Cl.** **D8/363**

(58) **Field of Search** D8/380–381; D11/143;
D6/556; 248/235, 237, 243, 245, 247

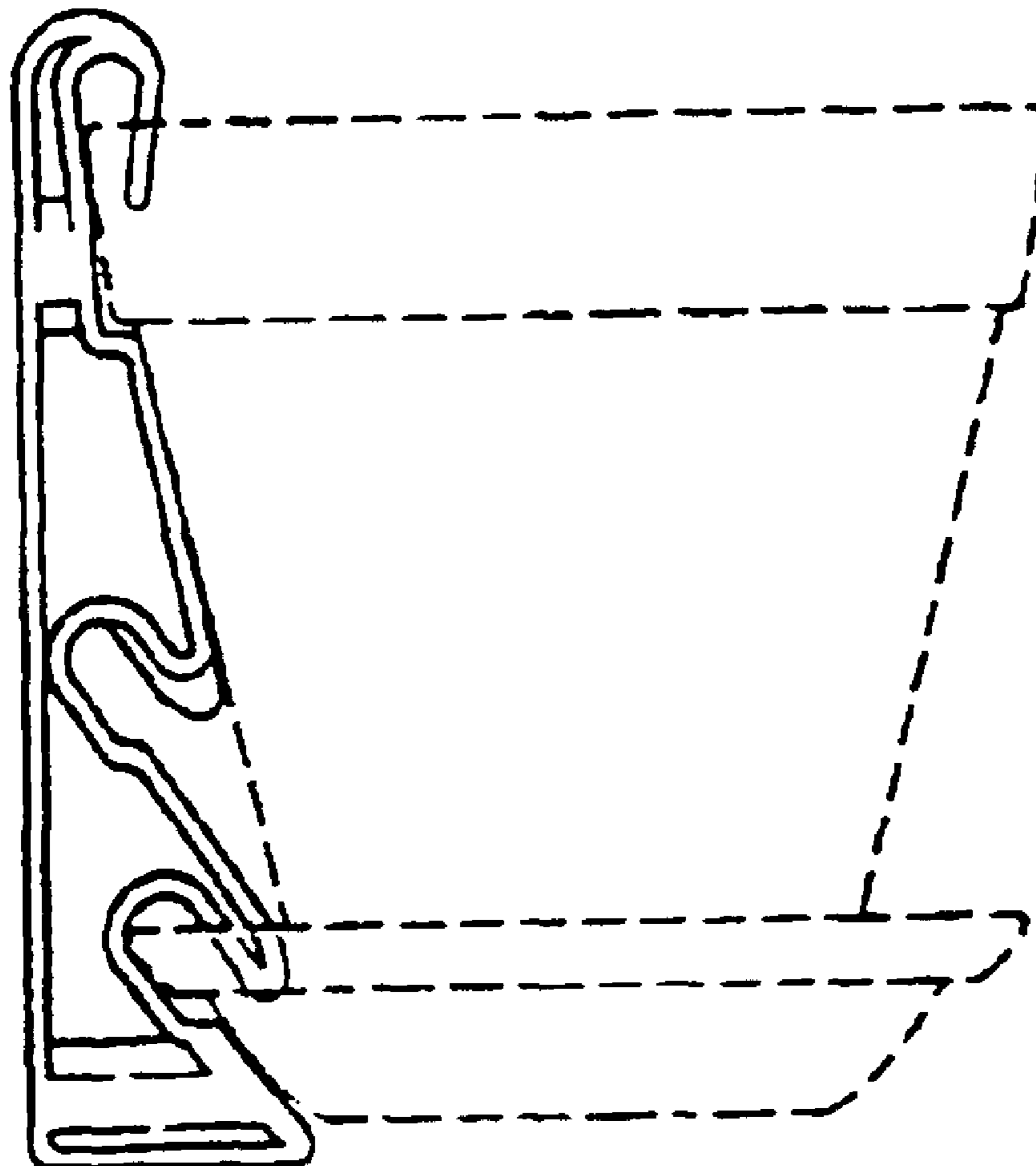
FIG. 1 is a side view showing the holder of my design in a use position in conjunction with a conventional plant pot; FIG. 2 is an enlarged view of the holder of my design; FIG. 3 is a bottom view thereof of the holder of my design; FIG. 4 is a front view thereof of the holder of my design; FIG. 5 is a right side view of the holder of my design; FIG. 6 rear view of the holder of my design; and, FIG. 7 is a left side view of the holder of my design. The broken lines showing of a pot is for illustrative purposes only and forms no part of the claimed design.

(56) **References Cited**

U.S. PATENT DOCUMENTS

684,312 A	*	10/1901	Rush	248/216.1
2,967,691 A	*	1/1961	Lehnbeuter et al.	248/312.1
D235,400 S	*	6/1975	Brown	D8/381
D287,569 S	*	1/1987	Shepard	D8/381
D296,760 S	*	7/1988	McGrath	D8/373

1 Claim, 2 Drawing Sheets



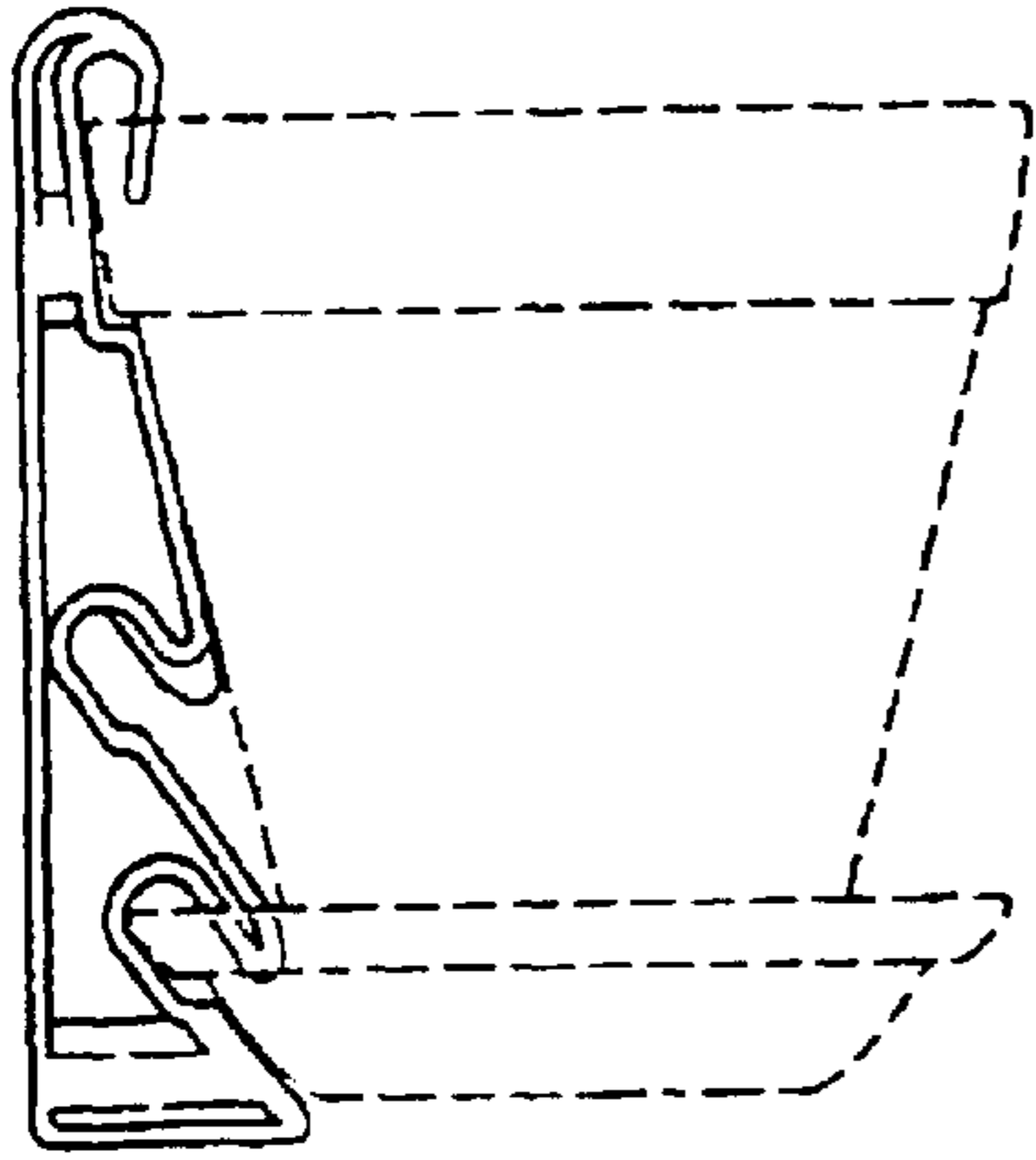


FIG. 1.

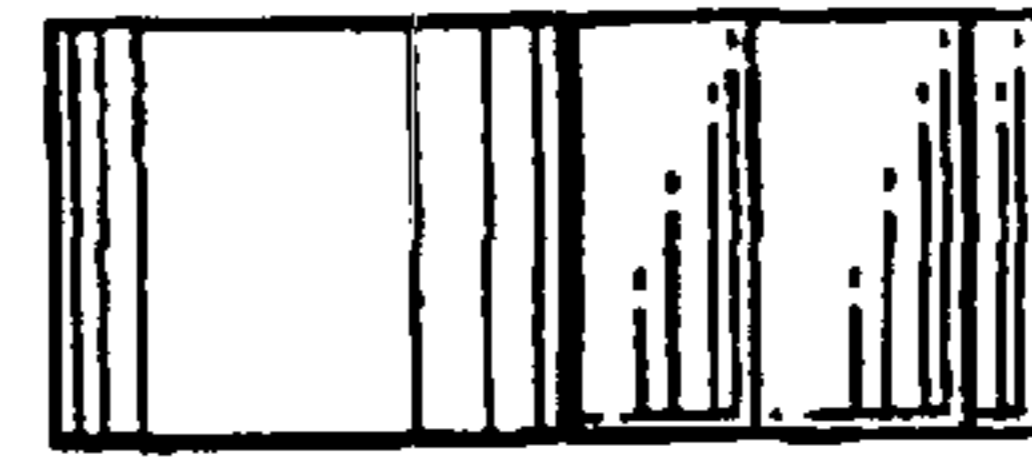


FIG. 2.

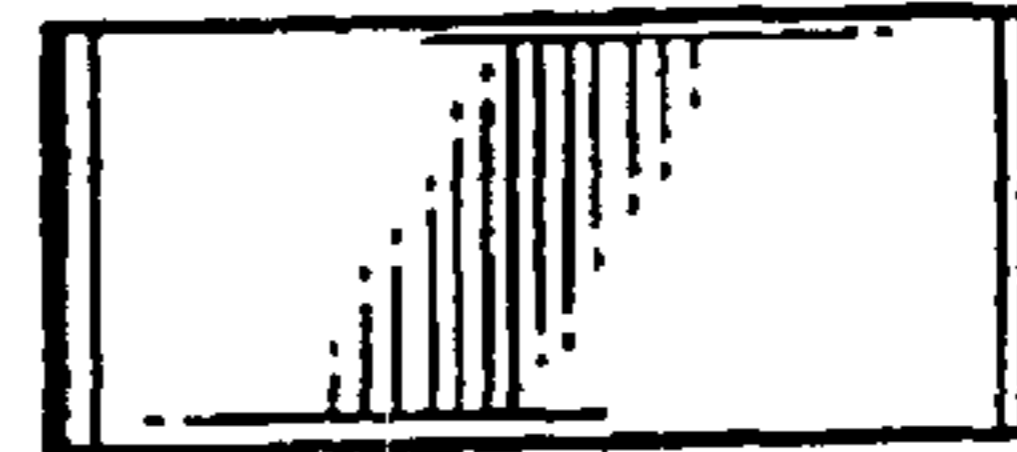


FIG. 3.




FIG. 4.

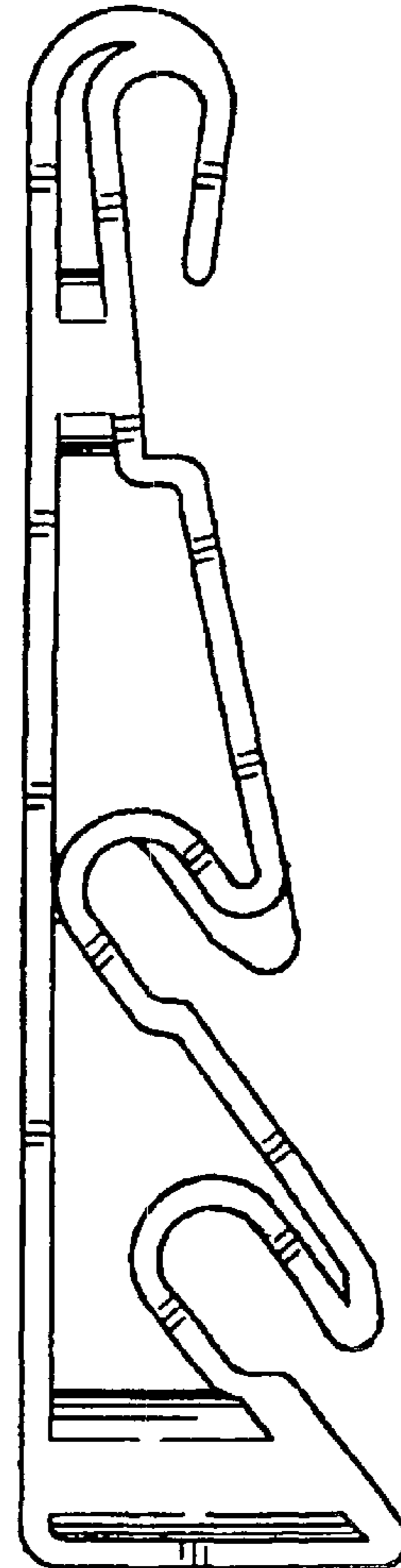


FIG. 5.




FIG. 6.

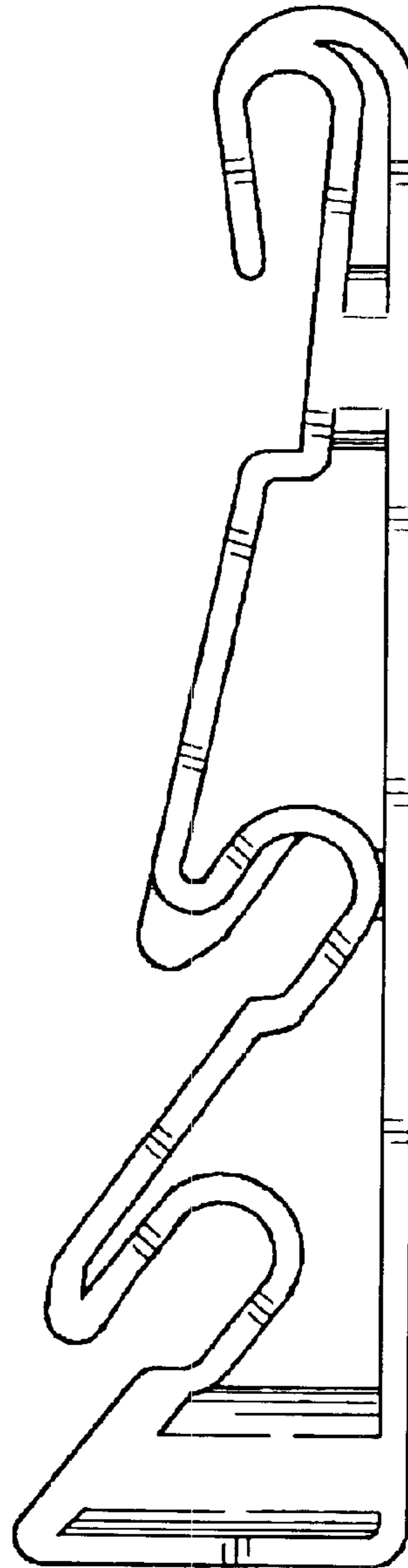


FIG. 7.