

US00D508392S

(12) **United States Design Patent** (10) **Patent No.:** **US D508,392 S**
Ehle (45) **Date of Patent:** **** Aug. 16, 2005**

(54) **TOILET SEAT HANDLE**

(76) **Inventor:** **Harold D. Ehle**, 17219 Horne Rd.,
Lutz, FL (US) 33548

(**) **Term:** **14 Years**

(21) **Appl. No.:** **29/209,596**

(22) **Filed:** **Jul. 19, 2004**

(51) **LOC (8) Cl.** **08-07**

(52) **U.S. Cl.** **D8/307**

(58) **Field of Search** D7/395, 688, 697;
D8/107, 300, 305-311, DIG. 1, DIG. 10;
D23/71, 309, 211, 252, 311, 237, 246.1;
16/11 R, 111 R, 422, 443, 903, 905; 4/246.1,
246.3

(56) **References Cited**

U.S. PATENT DOCUMENTS

D191,497 S	*	10/1961	Hottle	D8/300
D197,701 S	*	3/1964	Riegelman	D8/300
3,156,021 A	*	11/1964	Thompson	49/460
3,191,193 A	*	6/1965	Bogenberger	4/246.1
3,717,884 A		2/1973	Mantooth		
D237,797 S	*	11/1975	Hermann	D8/307
3,935,601 A		2/1976	Hermann		
D304,144 S	*	10/1989	Gecchelin	D7/688
D325,510 S	*	4/1992	Slye	D8/307
5,220,693 A	*	6/1993	Paglia	4/246.1

D340,399 S	*	10/1993	Paglia	D8/317
D340,635 S	*	10/1993	Paglia	D8/317
D361,369 S	*	8/1995	Garner	D23/252
D363,344 S	*	10/1995	Hazard	D8/307
D380,531 S		7/1997	Rostan-Frenzel		
5,963,992 A		10/1999	Bonner		
D419,228 S	*	1/2000	Hewitt	D23/311
6,009,569 A		1/2000	Ferrara		
D422,461 S	*	4/2000	Gessert	D7/688
D426,875 S	*	6/2000	Weatherbee	D23/311
6,163,894 A		12/2000	Simonds		
6,305,032 B1		10/2001	Jones		
6,415,454 B1		7/2002	Pierson		
2001/0034901 A1		11/2001	McEntee, Sr.		

* cited by examiner

Primary Examiner—Prabhakar Deshmukh
Assistant Examiner—Jean E. McCormick
(74) *Attorney, Agent, or Firm*—Lawrence J. Gibney, Jr.

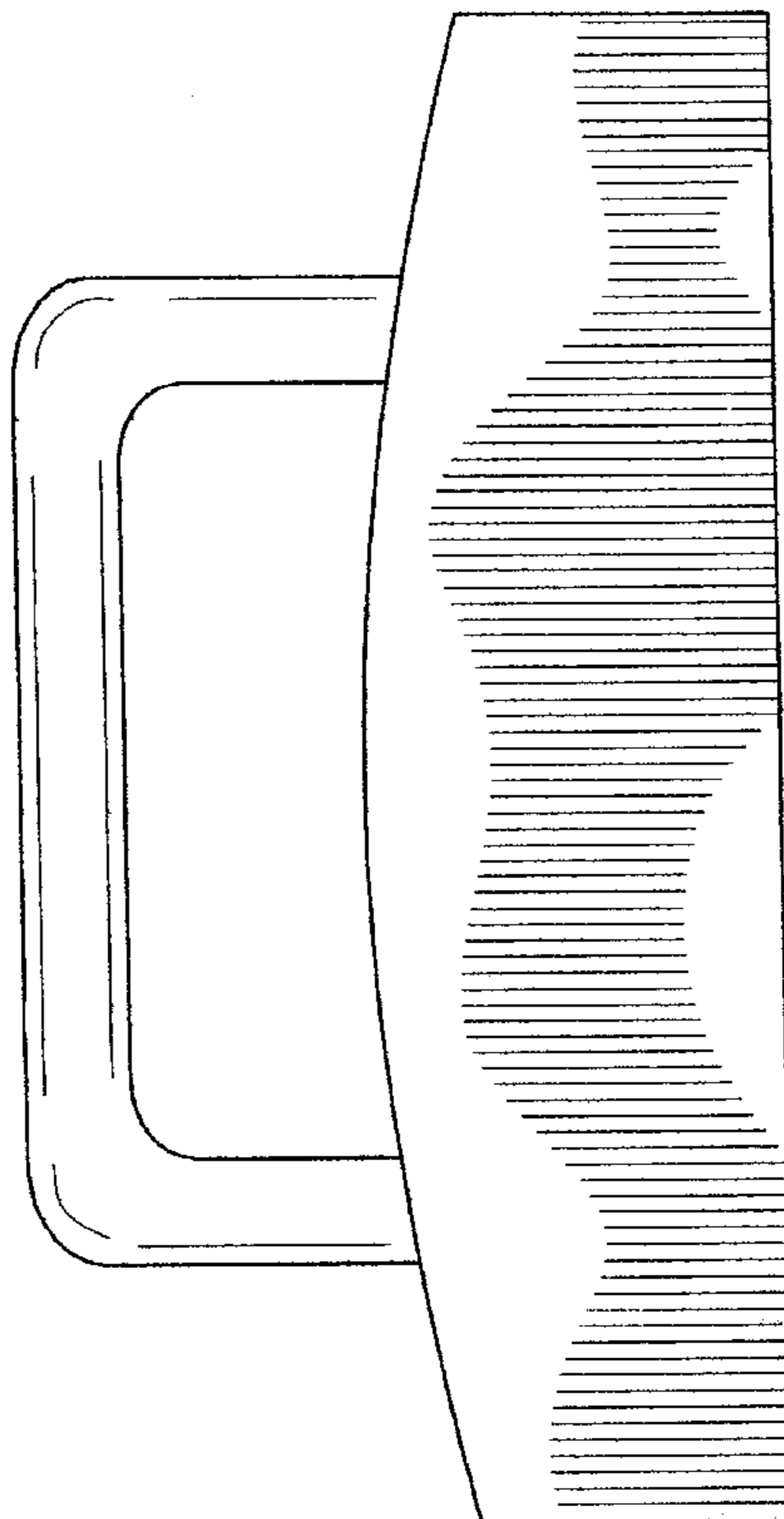
(57) **CLAIM**

The ornamental design for a toilet seat handle, as shown and described.

DESCRIPTION

FIG. 1 is a top view of the device.
FIG. 2 is a view from the narrow edge of the device.
FIG. 3 is a view from the attachment edge of the device; and,
FIG. 4 is a view from the handle edge of the device.

1 Claim, 2 Drawing Sheets



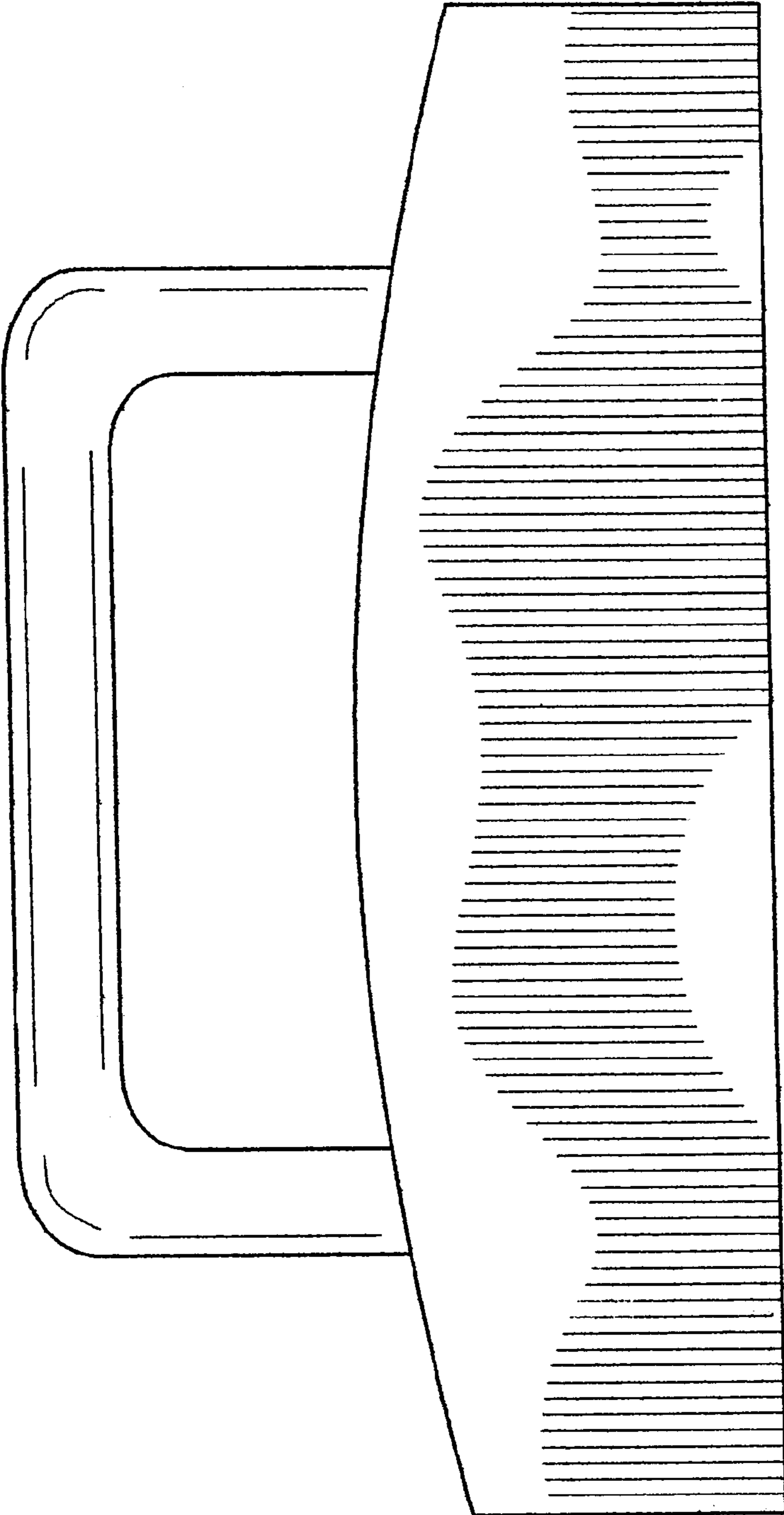


FIG. 1




FIG. 2

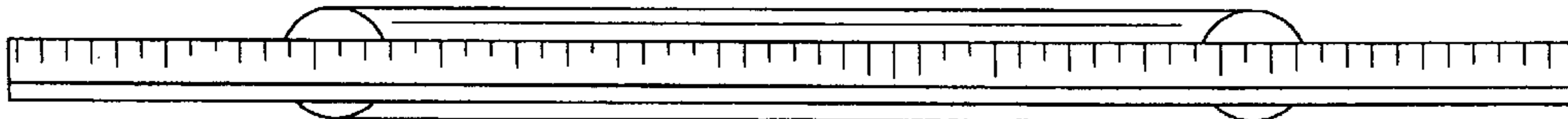


FIG. 3

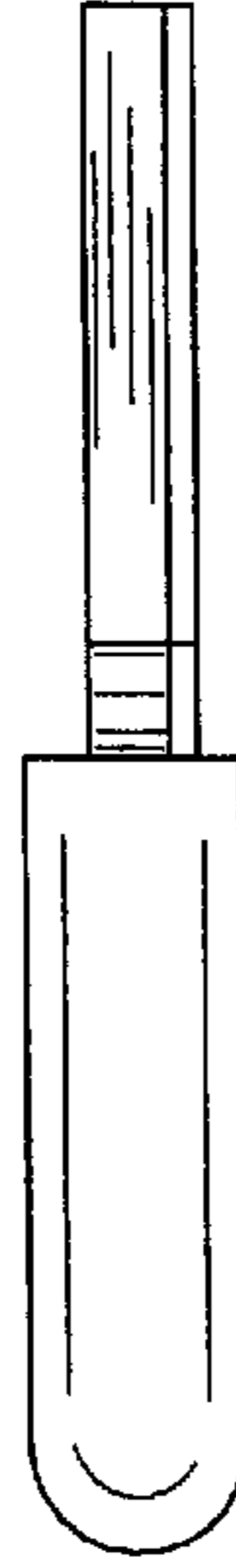


FIG. 4