



US00D508373S

(12) **United States Design Patent**  
**Corrieri**

(10) **Patent No.:** **US D508,373 S**

(45) **Date of Patent:** **\*\* Aug. 16, 2005**

(54) **COMBINATION FOOD AND BEVERAGE PLATE**

(76) **Inventor:** **Daniel Corrieri**, 135 N. Lincoln St.,  
Burbank, CA (US) 91506

(\*\*) **Term:** **14 Years**

(21) **Appl. No.:** **29/218,696**

(22) **Filed:** **Dec. 6, 2004**

(51) **LOC (8) Cl.** ..... **07-01**

(52) **U.S. Cl.** ..... **D7/553.6**

(58) **Field of Search** ..... D7/550.1, 553.1–553.8,  
D7/554.1–554.4, 55, 557, 584–588, 549,  
545, 555, 619.1; 493/167; 229/106; 220/223.83,  
563, 564, 575, 574

(56) **References Cited**

**U.S. PATENT DOCUMENTS**

D174,479 S	*	4/1955	Vanden	.....	D7/549
D182,396 S	*	4/1958	Berry	.....	D7/549
D194,114 S	*	11/1962	Graham	.....	D7/549
D201,696 S	*	7/1965	Zorn	.....	D7/549
D373,933 S	*	9/1996	Gibbs, III	.....	D7/555
D388,661 S	*	1/1998	Vignau et al.	.....	D7/549
D415,930 S	*	11/1999	Schmidt	.....	D7/553.1
D453,891 S	*	2/2002	Sussman	.....	D7/553.1
D455,316 S	*	4/2002	Carpenter	.....	D7/549
6,651,836 B1	*	11/2003	Hofheins et al.	.....	220/575

D493,669 S \* 8/2004 McMullin ..... D7/545  
2004/0099670 A1 \* 5/2004 Michaeli ..... 220/574

\* cited by examiner

*Primary Examiner*—Charles A. Rademaker

(74) *Attorney, Agent, or Firm*—Michael J. Mazza

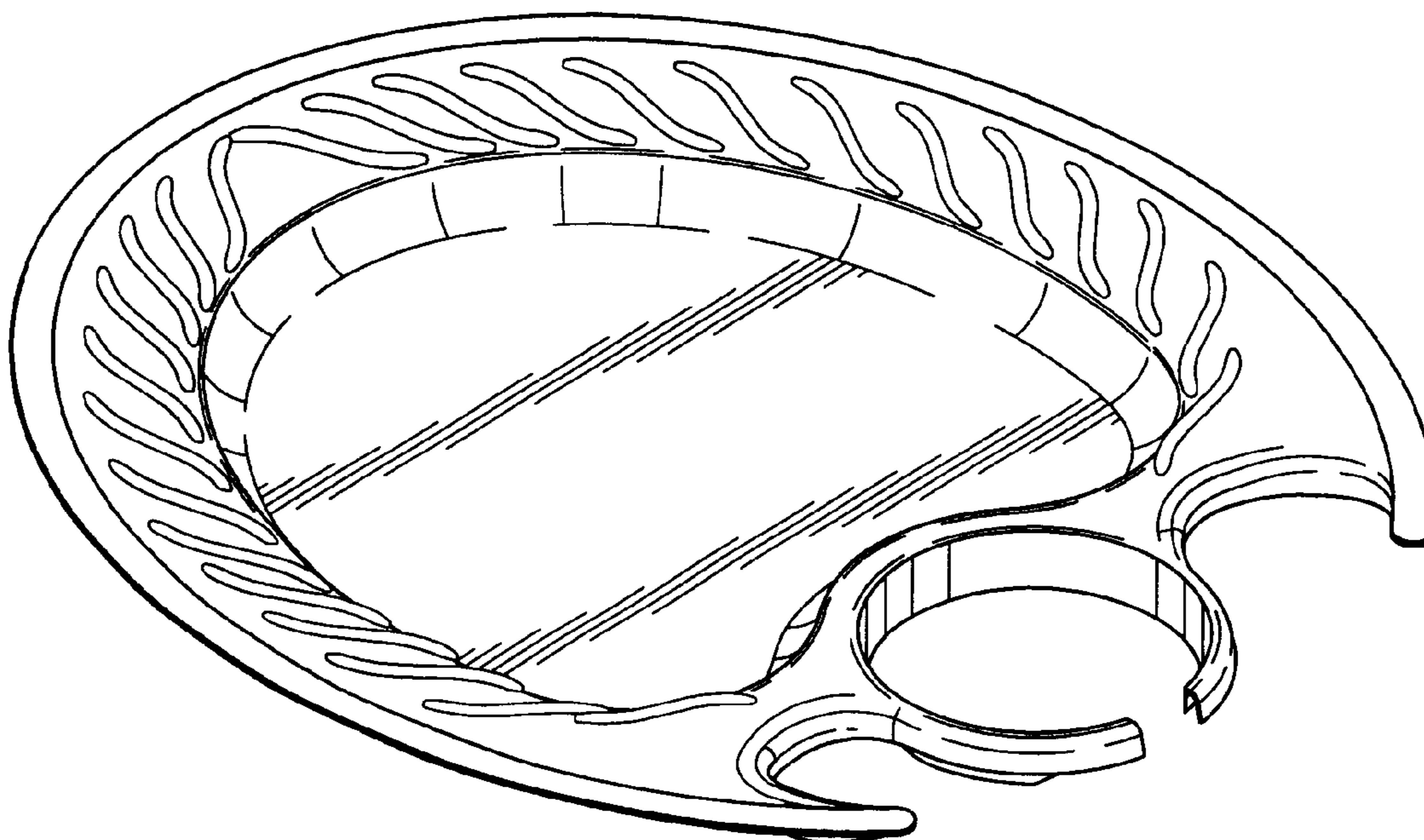
(57) **CLAIM**

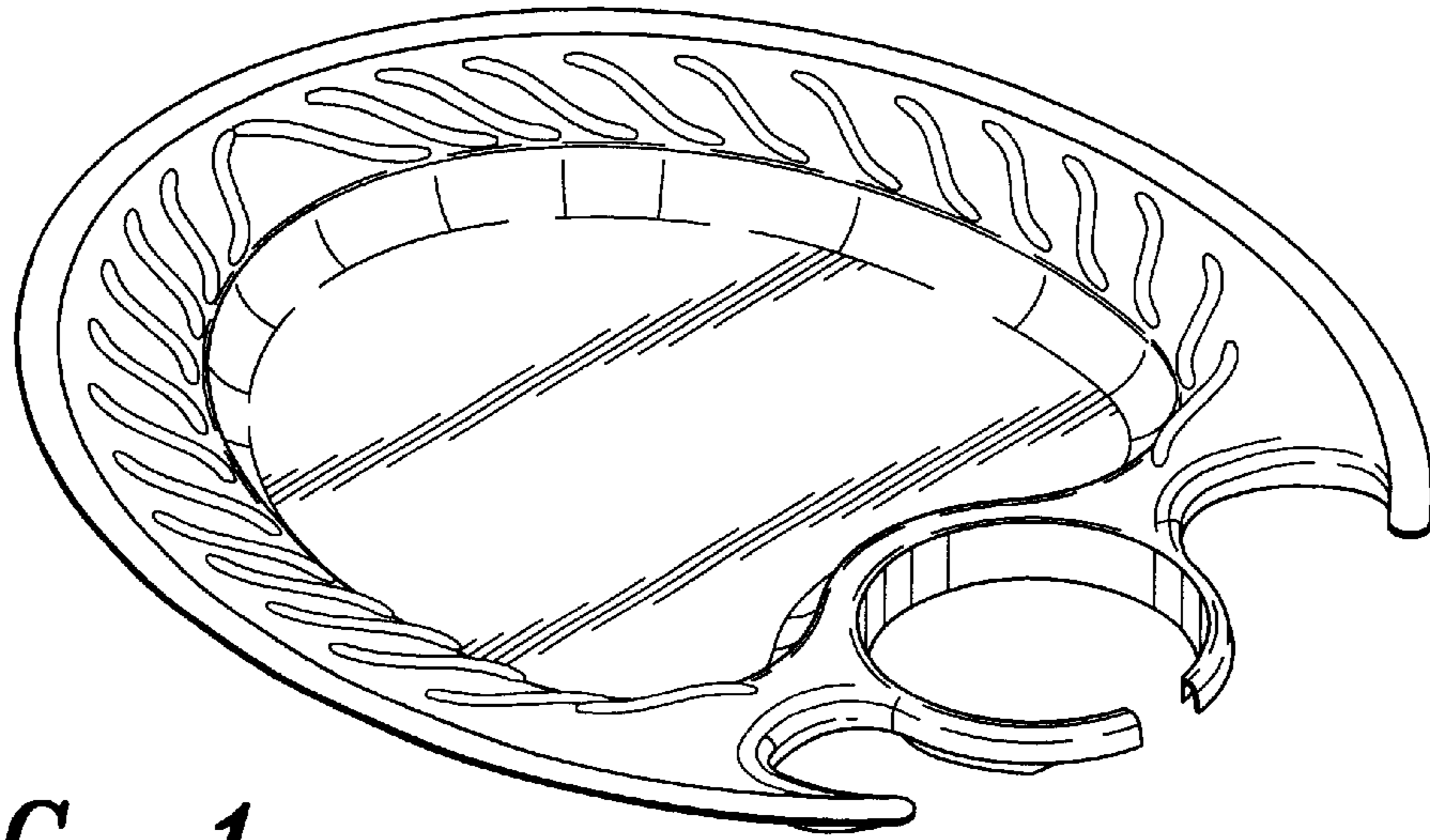
The ornamental design for a combination food and beverage plate, as shown and described.

**DESCRIPTION**

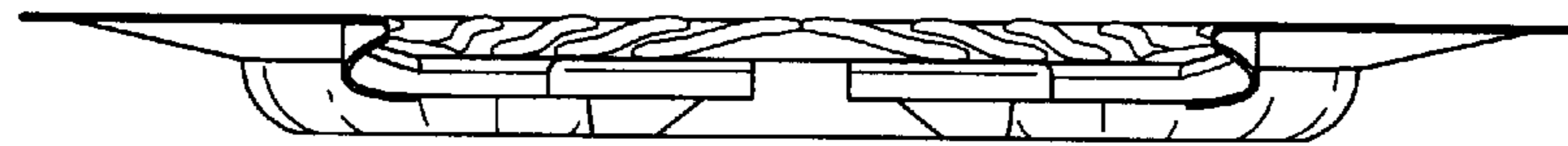
FIG. 1 is a top perspective view of a combination food and beverage plate embodying the new design; FIG. 2; is a back elevational view of the combination food and beverage plate of FIG. 1; FIG. 3 is a front elevational view of the combination food and beverage plate of FIG. 1; FIGS. 2 and 3 being 180 degrees of rotation to each other; FIG. 4. is a side elevational view of the combination food and beverage plate of FIG. 1; FIG. 5 is a side elevational view of the combination food and beverage plate of FIG. 1, FIGS. 4 and 5 being 180 degrees of rotation to each other FIG. 6 is a top plan view of the combination food and beverage plate of FIG. 1; and, FIG. 7 is a bottom plan view of the combination food and beverage plate of FIG. 1.

**1 Claim, 2 Drawing Sheets**






**FIG.-1**



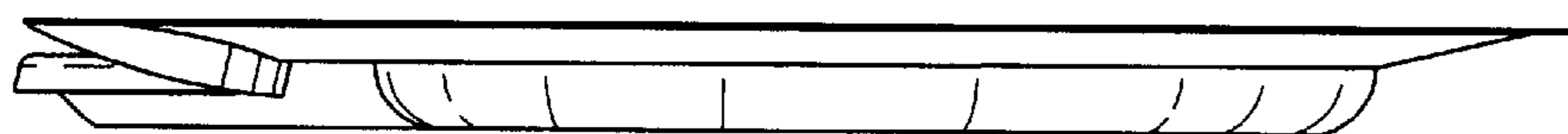
**FIG.-2**



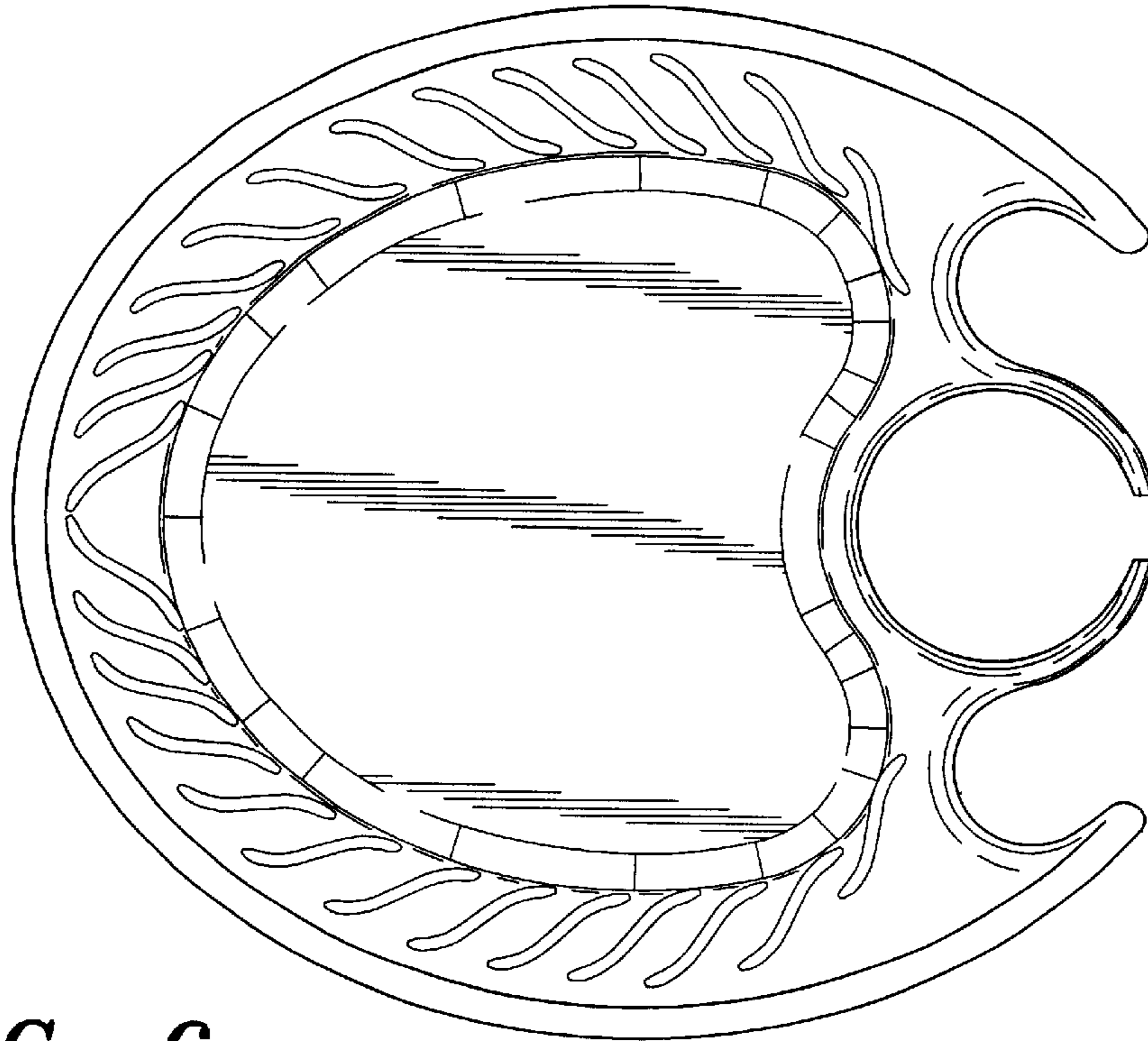
**FIG.-3**



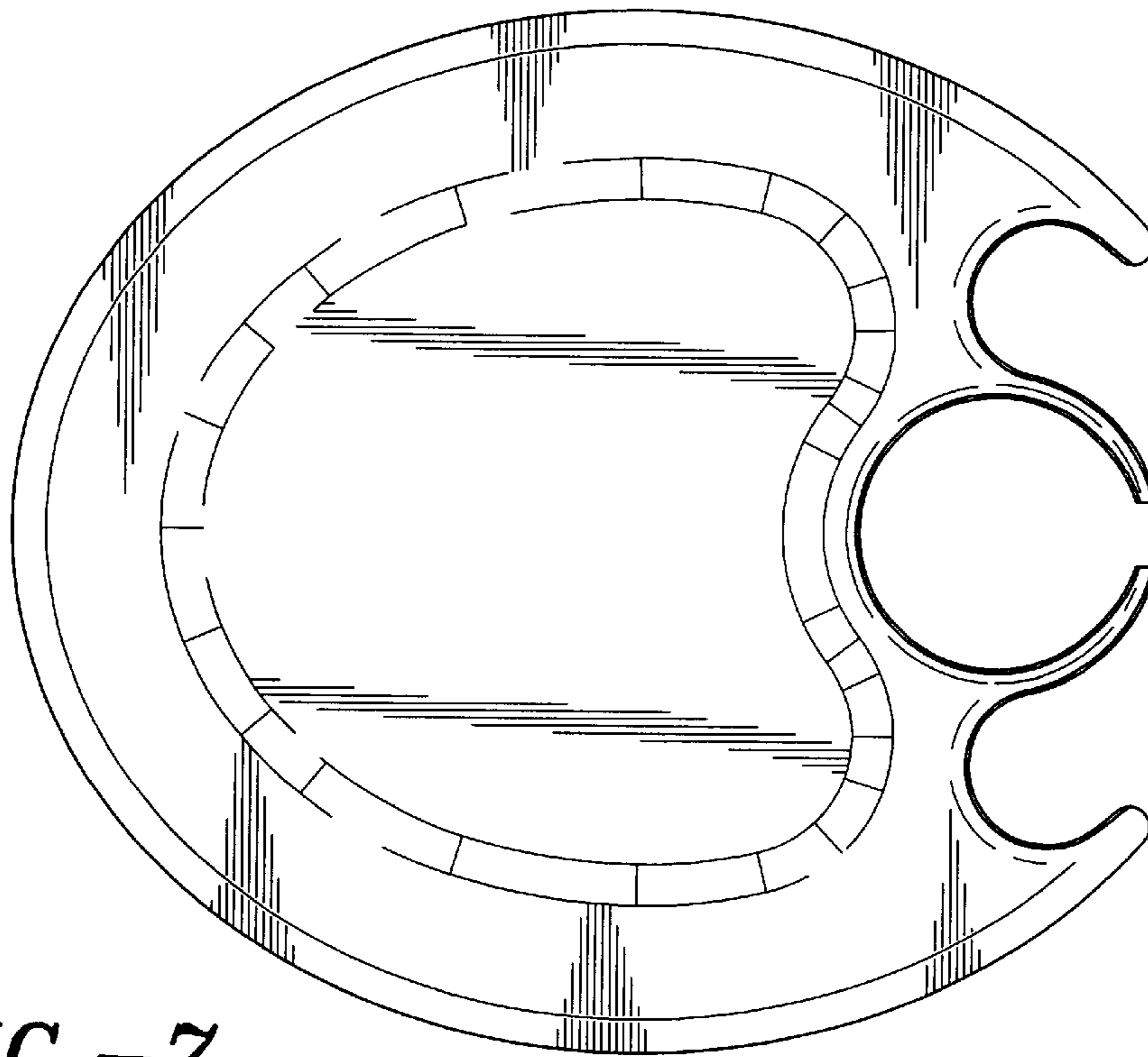
**FIG.-4**



**FIG.-5**



**FIG.-6**



**FIG.-7**