

US00D508369S

(12) **United States Design Patent** (10) **Patent No.:** **US D508,369 S**
Kellermann et al. (45) **Date of Patent:** **** Aug. 16, 2005**

(54) **DUTCH OVEN LID**

(75) Inventors: **Robert Finch Kellermann**, South
Pittsburg, TN (US); **Jeanne Mynatt**
Scholze, South Pittsburg, TN (US);
Jeffrey Logan Cole, Chattanooga, TN
(US)

(73) Assignee: **Lodge Manufacturing Company**,
South Pittsburg, TN (US)

(**) Term: **14 Years**

(21) Appl. No.: **29/197,110**

(22) Filed: **Jan. 9, 2004**

(51) **LOC (8) Cl.** **07-02**

(52) **U.S. Cl.** **D7/391**

(58) **Field of Search** D7/354, 358, 359,
D7/360, 361, 391, 394, 500, 542, 543,
545, 672; 99/324; 220/573.1, 573.2; D30/129;
D8/305, 317, 318

(56) **References Cited**

U.S. PATENT DOCUMENTS

D20,498 S * 2/1891 Swan D8/318
D438,053 S * 2/2001 Cheng D7/394

OTHER PUBLICATIONS

Enamel Dutch Oven, Liberty Blue, 5 qt. Lodge Manufac-
turing. [online—retrieved Feb. 16, 2005] Retrieved from the
Internet: <URL:https://secure.lodgemfg.com/storefront/>.*

Lodge Enamel 5-quart Dutch Oven, Patriot Red. Amazon.
com [online—retrieved Feb. 16, 2005] Retrieved from the
Internet: <URL:http://www.amazon.com>.*

* cited by examiner

Primary Examiner—Caron D. Veynar
Assistant Examiner—Vy Nguyen
(74) *Attorney, Agent, or Firm*—Kilpatrick Stockton LLP

(57) **CLAIM**

The ornamental design for a dutch oven lid, as shown and
described.

DESCRIPTION

FIG. 1 shows a perspective view of a dutch oven lid
according to a first embodiment of the present invention.


FIG. 2 shows a front view of the dutch oven lid of FIG. 1,
the rear view being the same.

FIG. 3 shows a right side view of the dutch oven lid of FIG.
1, the left side view being the same.

FIG. 4 shows a top view of the dutch oven lid of FIG. 1; and,
FIG. 5 shows a bottom view of the dutch oven lid of FIG.
1.

The broken lines of the dutch oven lid are for illustrative
purposes only, and form no part of the claimed design.

1 Claim, 5 Drawing Sheets



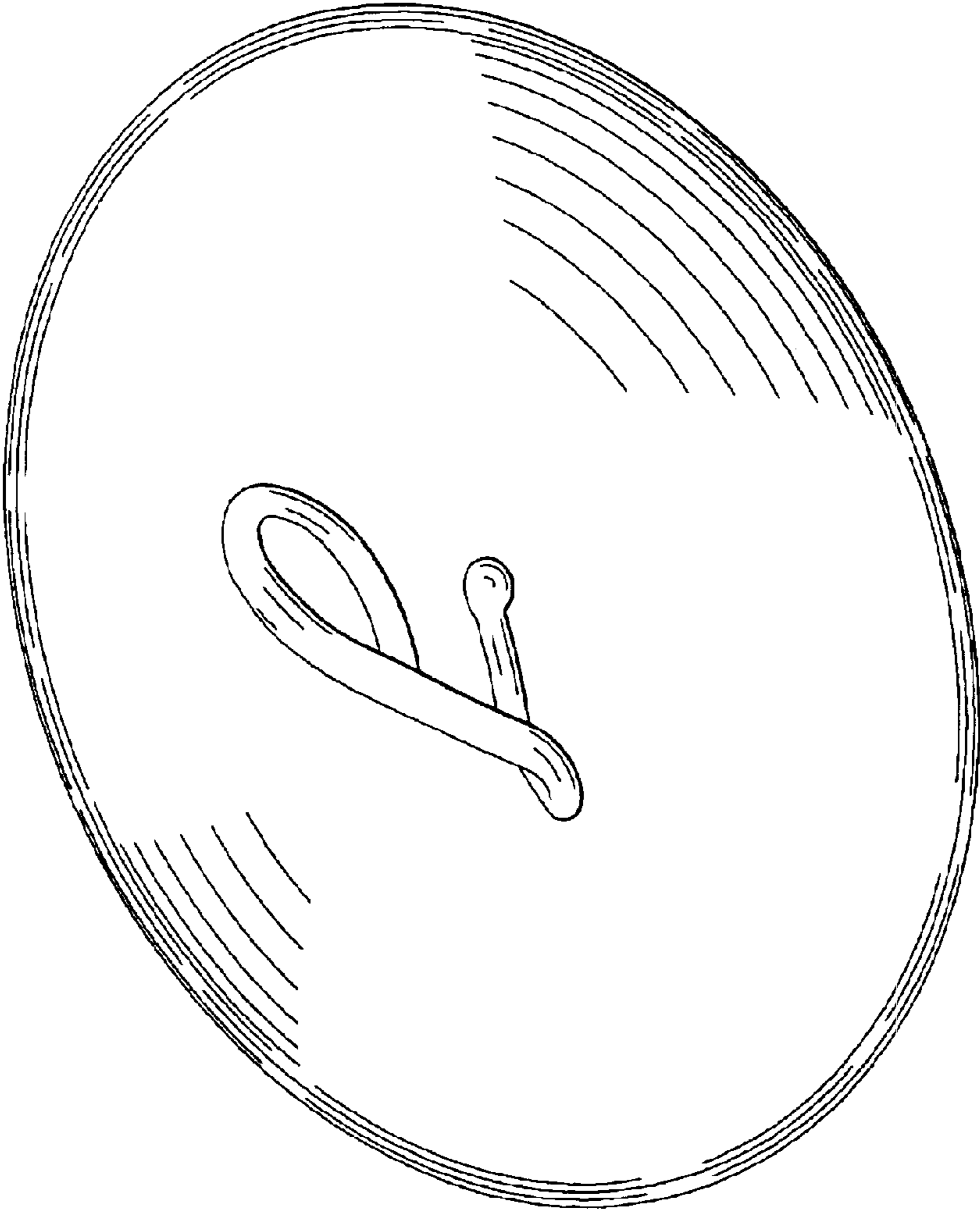


FIG. 1

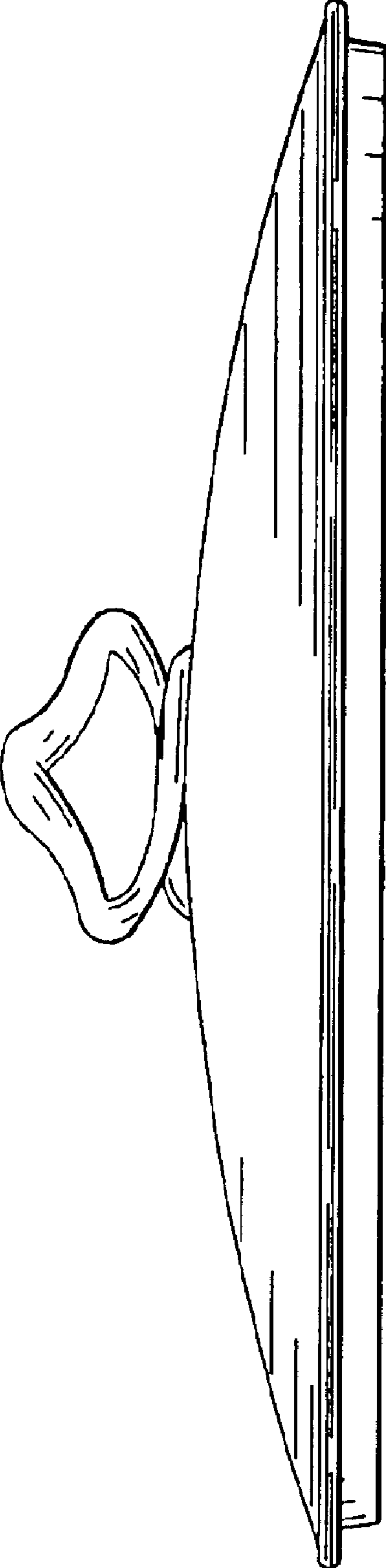


FIG. 2

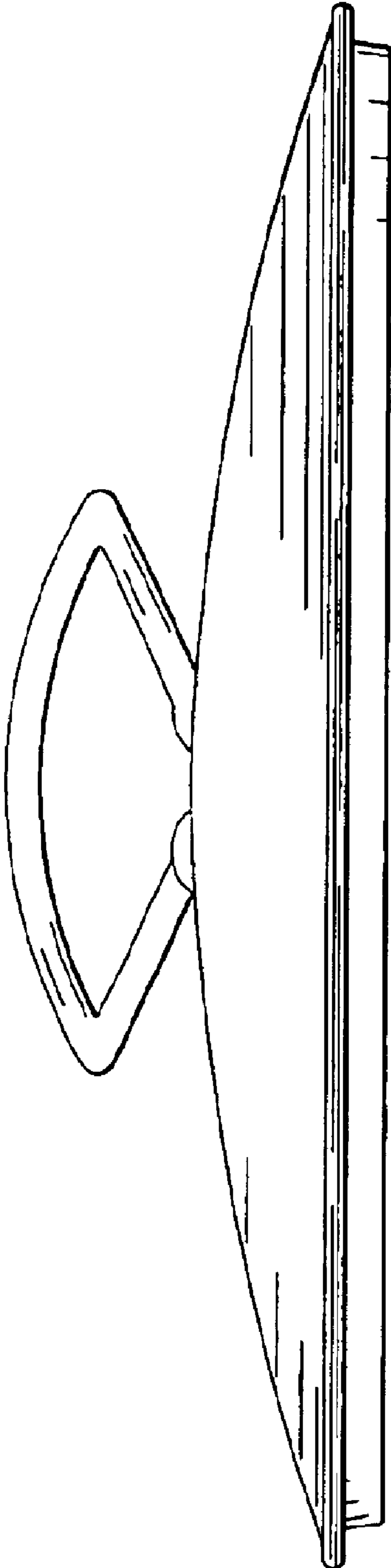


FIG. 3

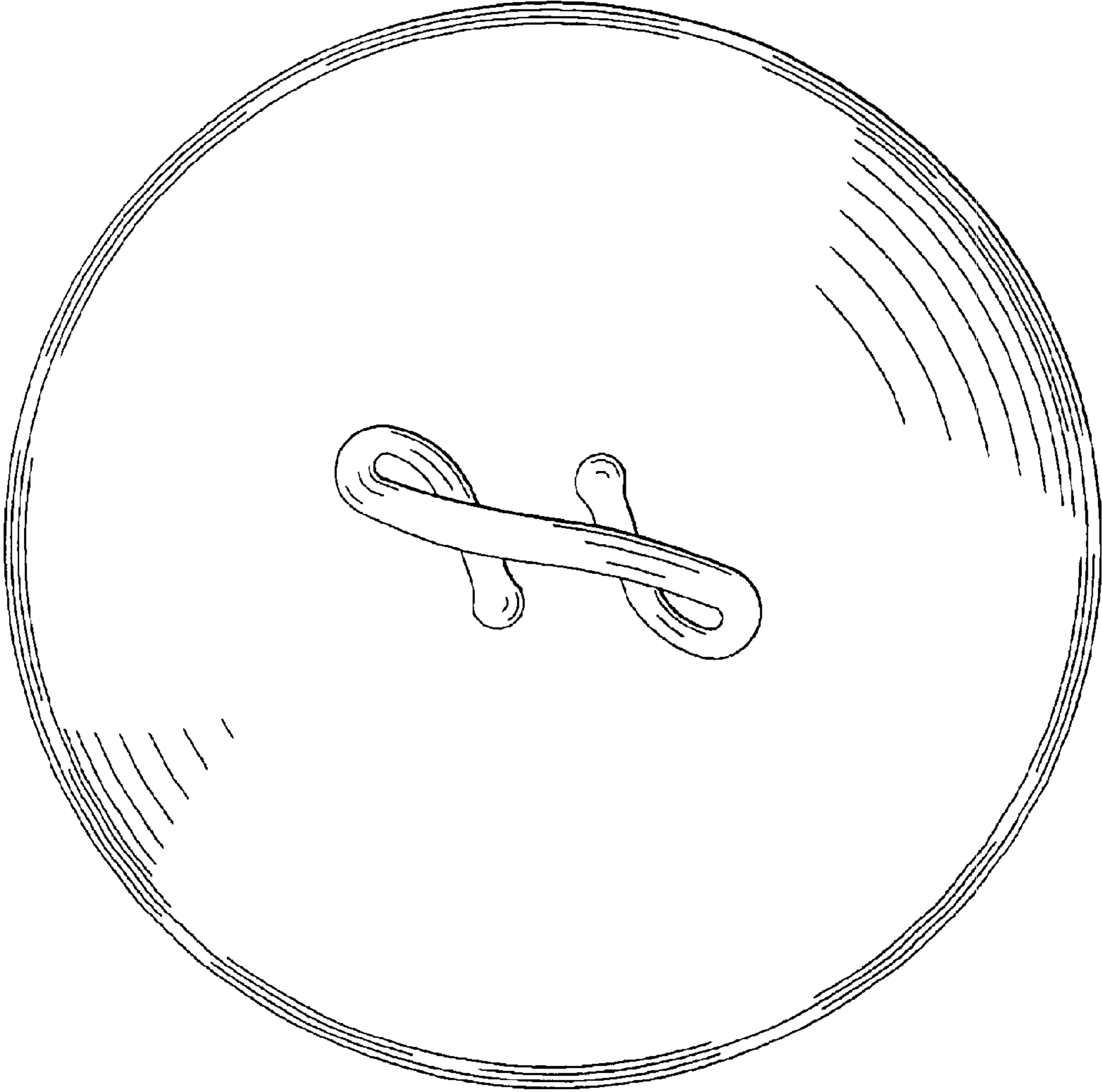


FIG. 4

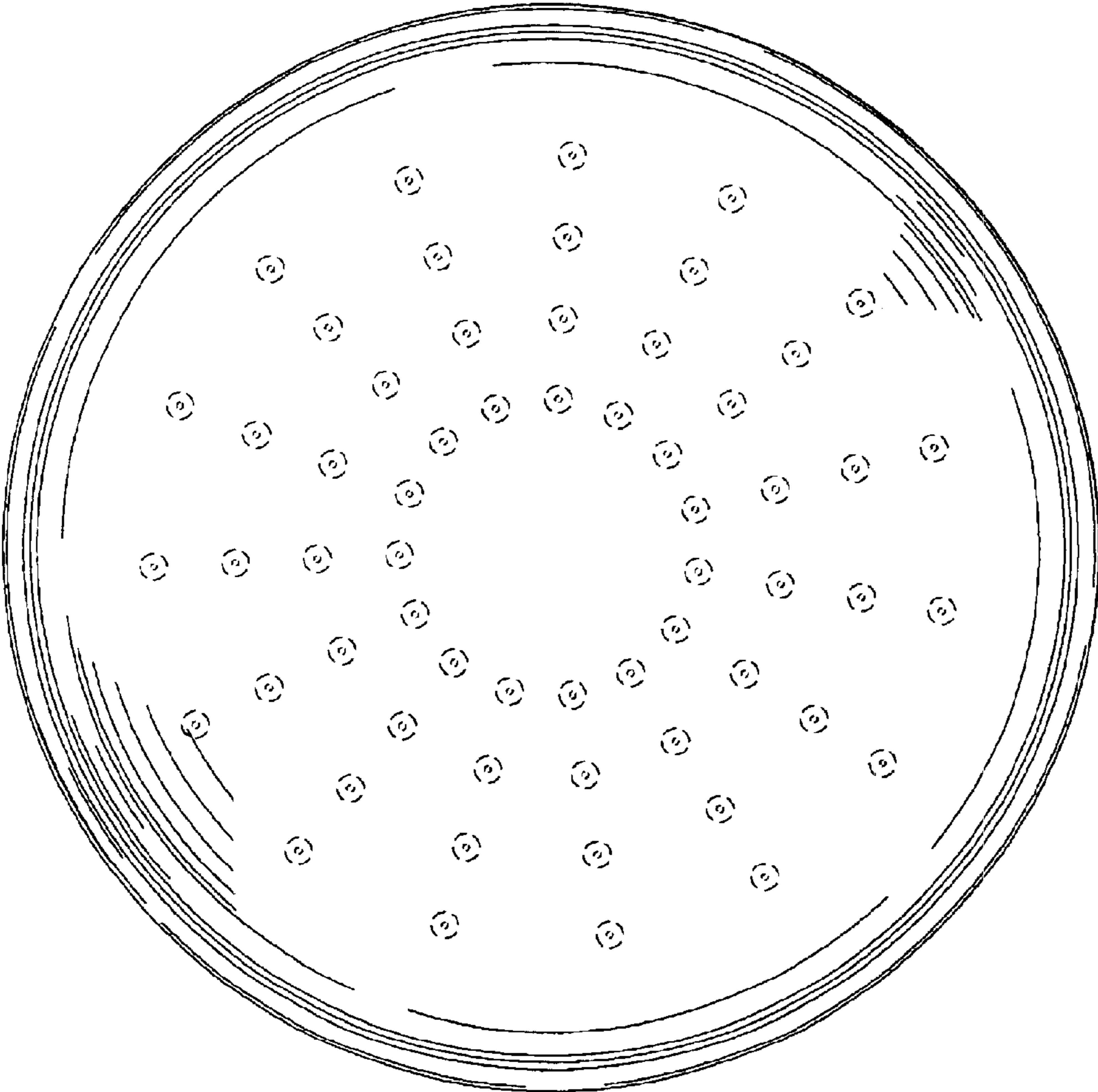


FIG. 5