

US00D508314S

(12) **United States Design Patent**
Saruhashi

(10) **Patent No.:** **US D508,314 S**
(45) **Date of Patent:** **** Aug. 16, 2005**

(54) **KEY HOLDER**

(75) Inventor: **Nozomu Saruhashi**, Osaka (JP)

(73) Assignee: **Nova Co., Ltd.**, Osaka (JP)

(**) Term: **14 Years**

(21) Appl. No.: **29/179,070**

(22) Filed: **Apr. 3, 2003**

(30) **Foreign Application Priority Data**

Oct. 4, 2002 (JP) 2002-027283

(51) **LOC (8) Cl.** **03-01**

(52) **U.S. Cl.** **D3/211**

(58) **Field of Search** D11/1-2, 40-43,
D11/44, 48-49, 53, 56-57, 59, 60, 63,
65, 79-82, 83, 91, 95-97, 99-101, 106,
114-115; 63/1.11, 18-20; D3/207-211;
D21/606, 655, 630, 622

(56) **References Cited**

U.S. PATENT DOCUMENTS

- D288,705 S * 3/1987 Shaffer et al. D21/655
- D342,692 S * 12/1993 Lu D11/81
- D373,744 S * 9/1996 Wotton D11/121
- D375,910 S * 11/1996 Tsui D10/106
- D446,927 S * 8/2001 Rothschild D3/211

* cited by examiner

Primary Examiner—Ralf Seifert

(74) *Attorney, Agent, or Firm*—Frommer Lawrence & Haug LLP

(57) **CLAIM**

The ornamental design for a key holder, as shown and described.

DESCRIPTION

The file of this patent contains at least one photograph executed in color. Copies of this patent with color photographs will be provided by the Office upon request and payment of the necessary fee.

FIG. 1 is a front perspective view showing the new design;
 FIG. 2 is a front view thereof;
 FIG. 3 is a back view thereof;
 FIG. 4 is a left side view thereof;
 FIG. 5 is a right side view thereof;
 FIG. 6 is a top plan view thereof;
 FIG. 7 is a bottom plan view thereof;
 FIG. 8 is a rear perspective view thereof;
 FIG. 9 is a figure showing a state in which the neck is shaken to the right; and,
 FIG. 10 is a figure showing a state in which the neck is shaken to the left.

1 Claim, 10 Drawing Sheets

(10 of 10 Drawing Sheet(s) Filed in Color)





FIG. 1




FIG. 2



FIG. 3




FIG. 4




FIG. 5




FIG. 6




FIG. 7

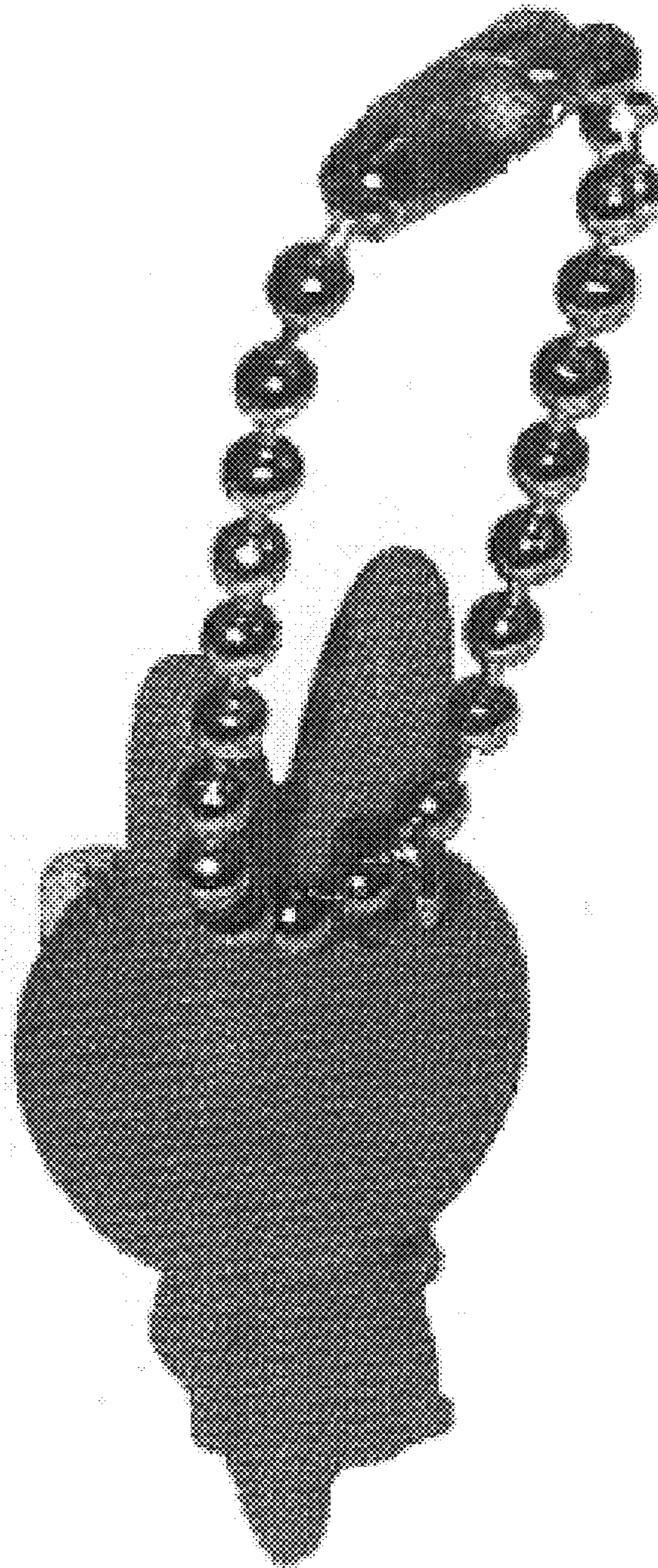


FIG. 8



FIG. 9




FIG. 10