

US00D508311S

(12) **United States Design Patent** (10) **Patent No.:** **US D508,311 S**  
**Jonsson** (45) **Date of Patent:** **\*\* Aug. 16, 2005**

(54) **SIDE ELEMENT OF A SHOE UPPER**

(75) Inventor: **Carl Andreas Jonsson**, Beaverton, OR (US)

(73) Assignee: **Nike, Inc.**, Beaverton, OR (US)

(\*\*) Term: **14 Years**

(21) Appl. No.: **29/216,204**

(22) Filed: **Oct. 29, 2004**

(51) **LOC (8) Cl.** ..... **02-99**

(52) **U.S. Cl.** ..... **D2/972**

(58) **Field of Search** ..... D2/902, 907, 943, D2/944, 949, 969, 972-974; 36/45, 50.1, 77 M, 77 R, 83, 88, 113, 114, 126-131

(56) **References Cited**

**U.S. PATENT DOCUMENTS**

D295,578 S	5/1988	Tong	
D306,514 S	3/1990	Backus	
D307,350 S	4/1990	Brown et al.	
D309,824 S	8/1990	Aveni et al.	
D313,498 S	1/1991	Aveni	
D330,967 S	11/1992	Aveni et al.	
D338,995 S	9/1993	Snell	
D392,455 S	3/1998	Lozano	
D406,451 S	3/1999	Lozano	
D407,205 S	3/1999	Lozano	
D407,548 S	4/1999	Holmes	
D408,985 S	5/1999	Gray et al.	
D417,775 S	12/1999	Holmes	
D417,776 S	12/1999	McDowell	
D423,207 S	4/2000	Selbiger	
D427,759 S	7/2000	Hlavacs	
D428,244 S	7/2000	Young	
D429,413 S	8/2000	Fogg	
D431,102 S	9/2000	Clegg et al.	
D441,182 S	* 5/2001	Link	D2/972
D449,731 S	10/2001	Roulo	
D449,923 S	11/2001	Doxey	
D449,925 S	* 11/2001	Teague	D2/972
D465,905 S	11/2002	Meza et al.	
D482,860 S	12/2003	Yun	

**OTHER PUBLICATIONS**

“Nike Footwear Catalog”, Fall 1989, published Dec. 1988 (p. M8), Beaverton, Oregon.

“Nike Footwear Catalog”, Spring 1998, published Jun. 1997, (p. W-162), Beaverton, Oregon.

“Nike Footwear Catalog”, Holiday 1999, published Mar. 1999, (p. W89), Beaverton, Oregon.

“Nike Footwear Catalog”, Spring 2000, published Jul. 1999, (p. W7), Beaverton, Oregon.

“Nike Footwear Catalog”, Fall 2000, published Nov. 1999, (pp. W27, M41, W 45, W 84, W103), Beaverton, Oregon.

“Nike Footwear Catalog”, Late Spring 2001, published Sep. 2000, (p. 31), Beaverton, Oregon.

“Nike Footwear Catalog”, Spring 2002, published Jun. 2001, (P. W43), Beaverton, Oregon.

\* cited by examiner

*Primary Examiner*—Dominic Simone

(74) *Attorney, Agent, or Firm*—TraskBritt

(57) **CLAIM**

The ornamental design for a side element of a shoe upper, as shown and described.

**DESCRIPTION**

FIG. 1 is a perspective view of a side element of a shoe upper showing my new design;

FIG. 2 is a side view of the side element of a shoe upper shown in FIG. 1;

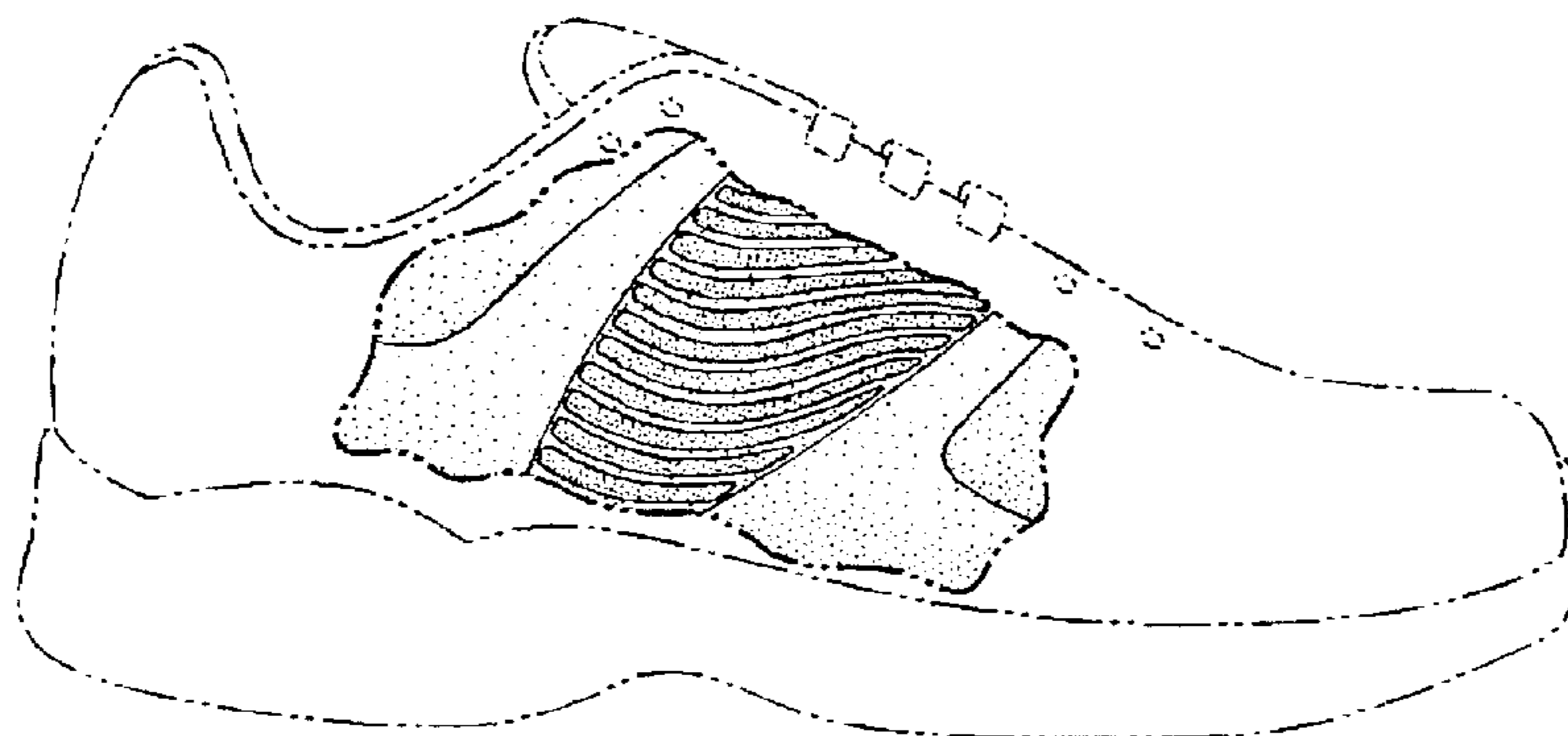
FIG. 3 is a front view of the side element of a shoe upper shown in FIG. 1;

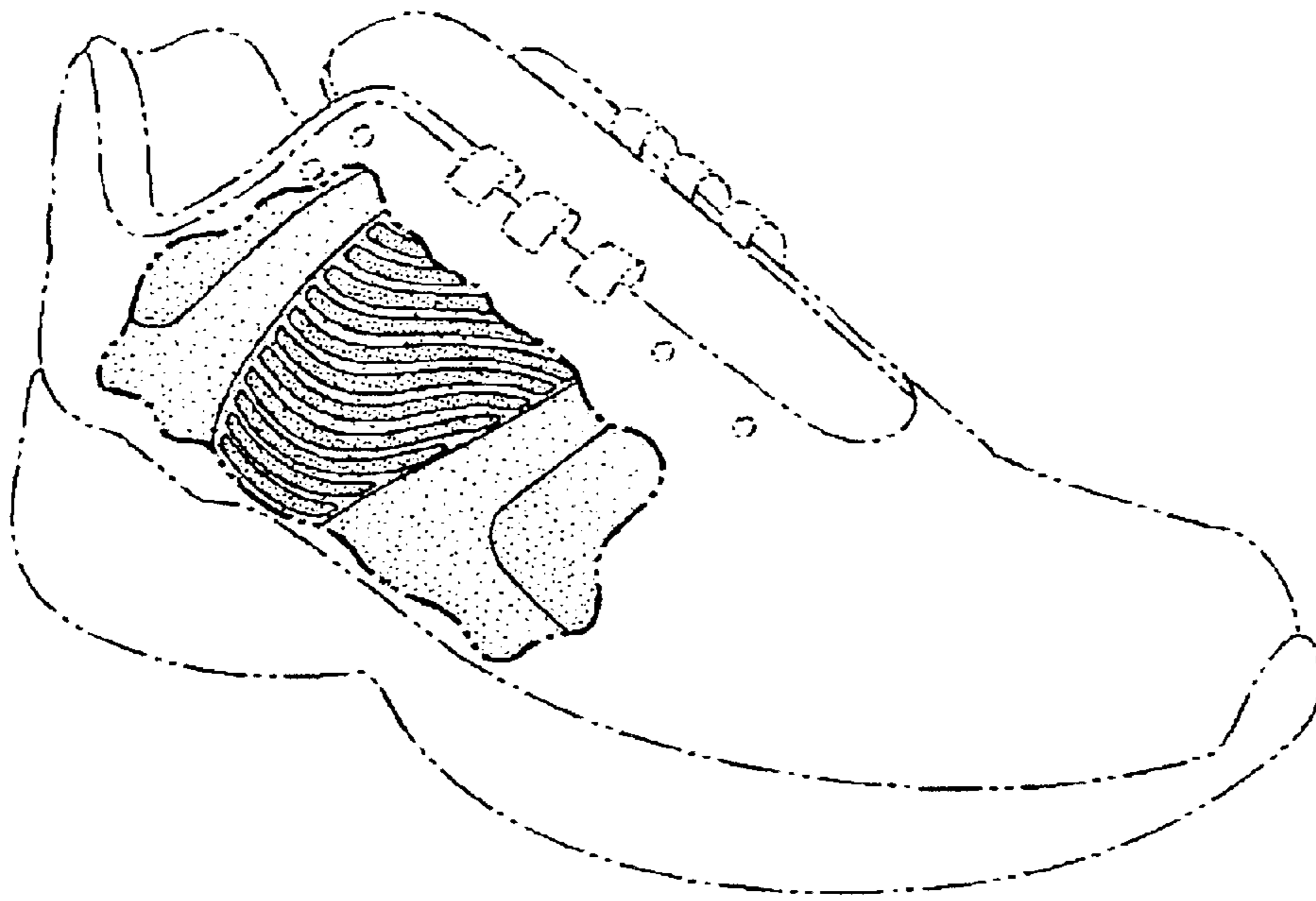
FIG. 4 is a rear view of the side element of a shoe upper shown in FIG. 1; and,

FIG. 5 is a top view of the side element of a shoe upper shown in FIG. 1.

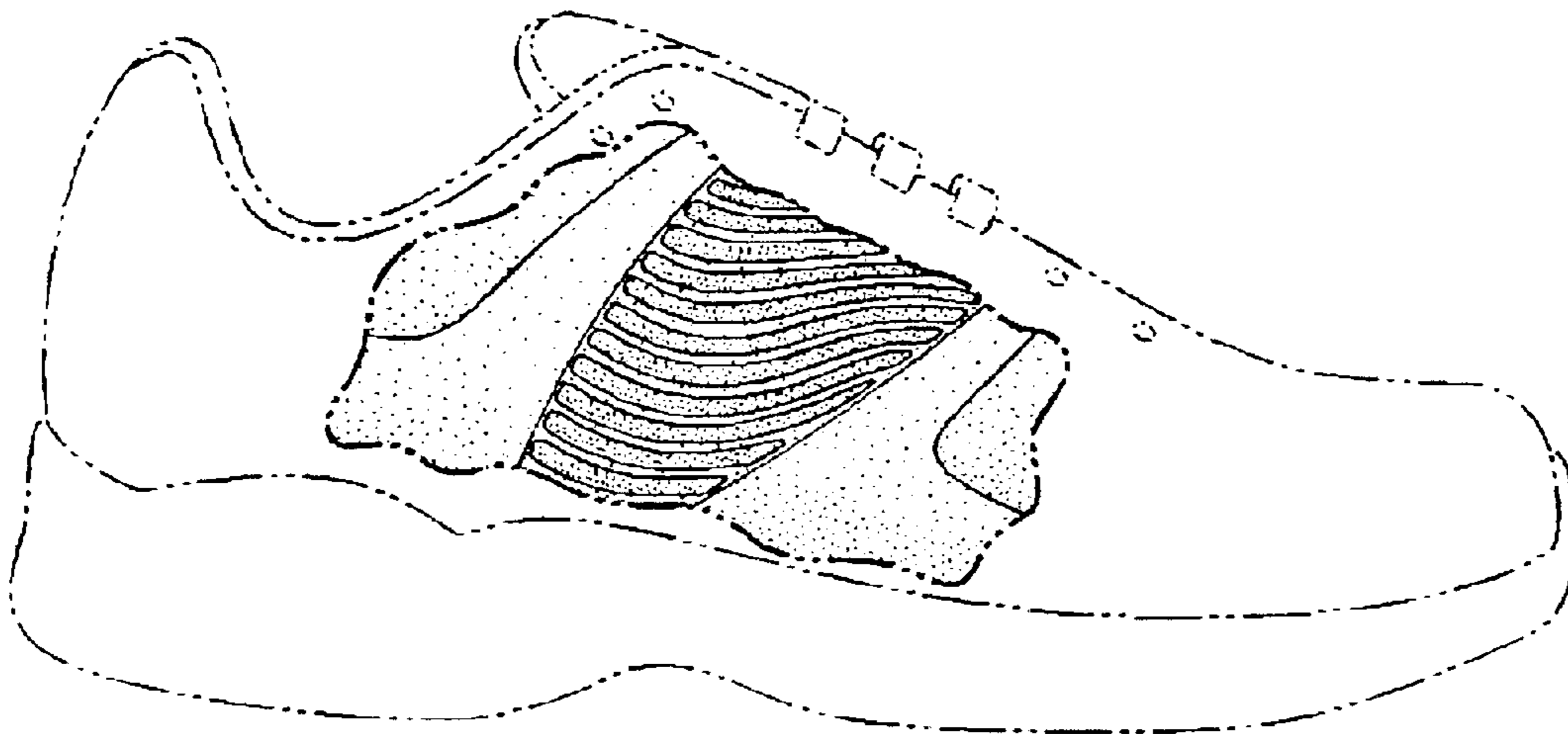
The uneven broken line immediately adjacent to the shaded area represents the bounds of the claimed design. All other uneven broken lines represent the remaining portion of the shoe. The uneven broken line representations in FIGS. 1-5 are for illustrative purposes only and form no part of the claimed design.

**1 Claim, 2 Drawing Sheets**

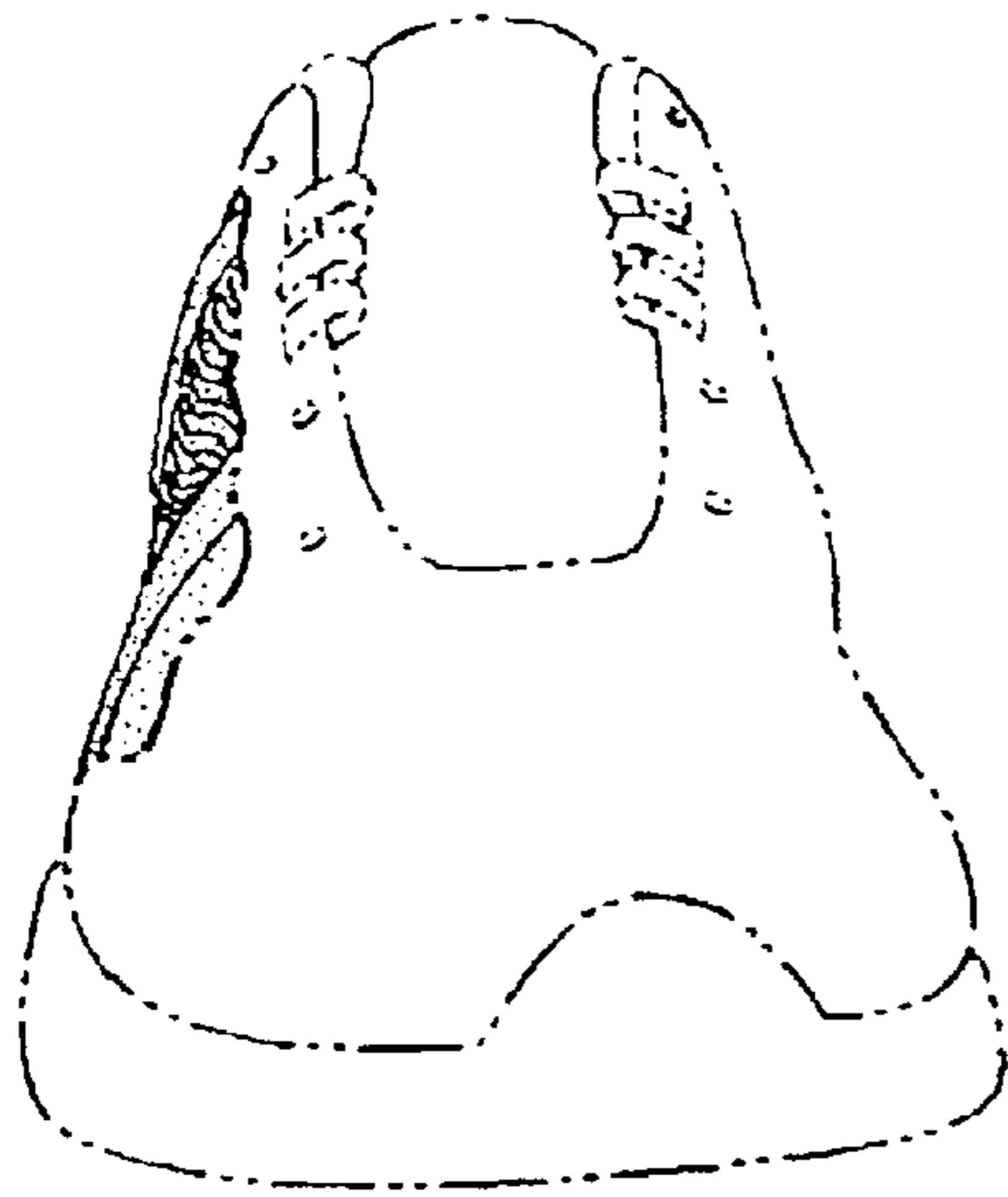




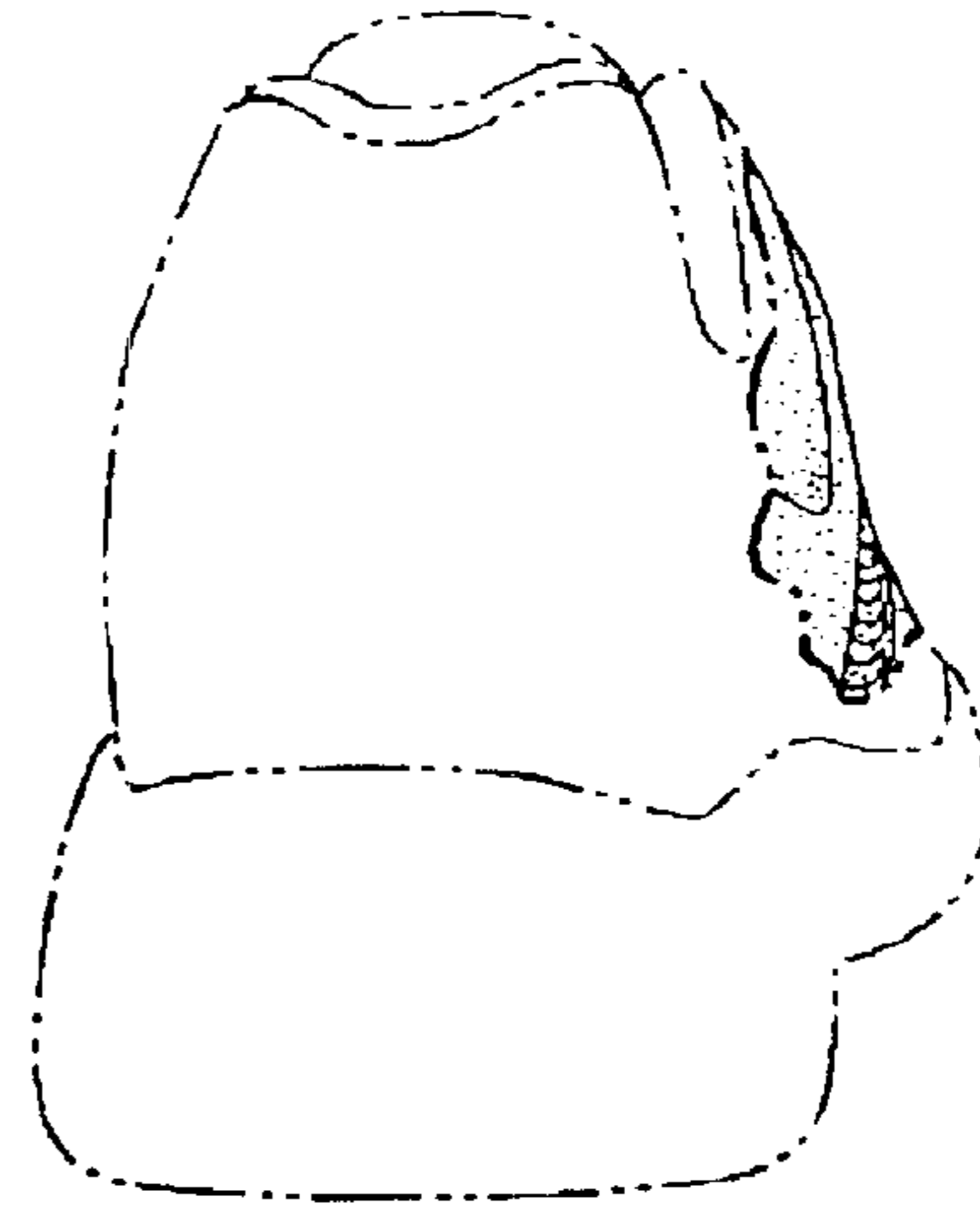
**FIG. 1**



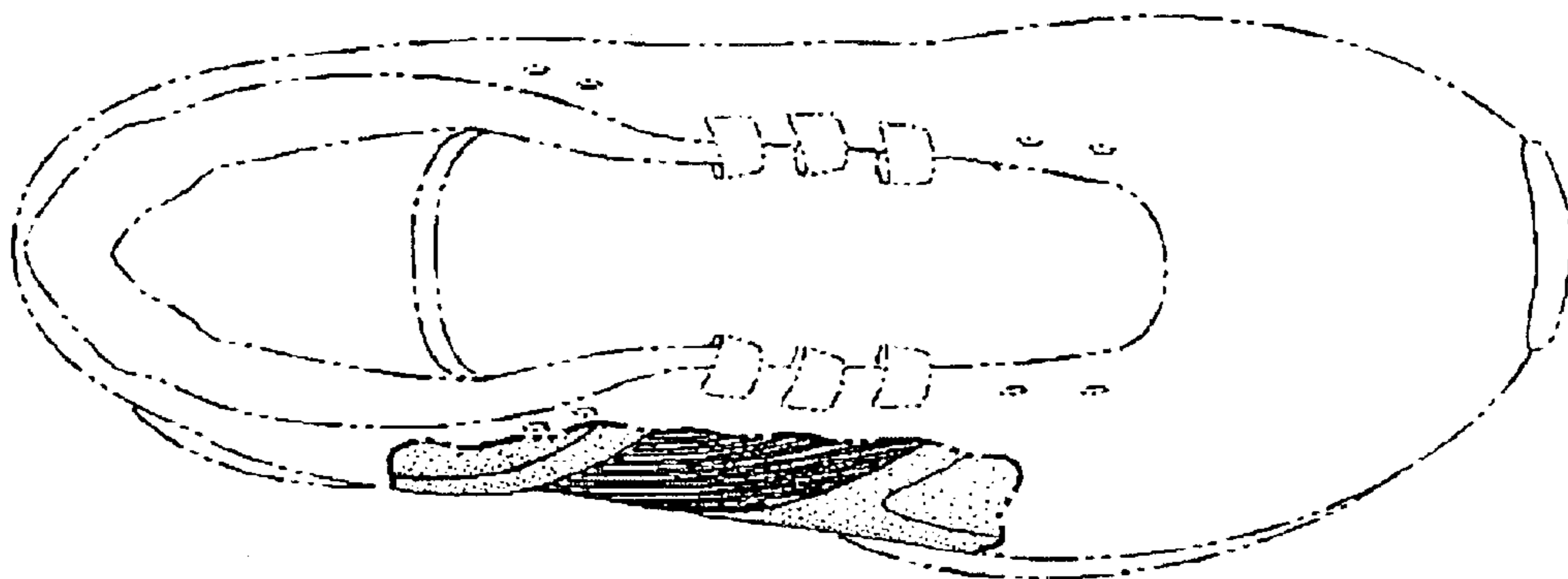
**FIG. 2**



**FIG. 3**



**FIG. 4**



**FIG. 5**