



US00D508307S

(12) **United States Design Patent** (10) **Patent No.:** **US D508,307 S**  
**Burg et al.** (45) **Date of Patent:** **\*\* Aug. 16, 2005**

(54) **SHOE BOTTOM**  
(75) Inventors: **Christjane Burg**, Ventura, CA (US);  
**Fiona Adams**, Santa Barbara, CA (US);  
**Peter Huang**, Taichung (TW)  
(73) Assignee: **Global Brand Marketing Inc.**, Santa  
Barbara, CA (US)  
(\*\*) Term: **14 Years**  
(21) Appl. No.: **29/206,232**  
(22) Filed: **May 26, 2004**

**Related U.S. Application Data**

(60) Continuation-in-part of application No. 29/182,949, filed on  
Jun. 3, 2003, now abandoned, which is a division of appli-  
cation No. 29/167,674, filed on Sep. 19, 2002, now Pat. No.  
Des. 483,554.  
(51) **LOC (8) Cl.** ..... **02-04**  
(52) **U.S. Cl.** ..... **D2/953; D2/955; D2/957;**  
**D2/959; D2/960**  
(58) **Field of Search** ..... **D2/902, 946-949,**  
**D2/951-960; 36/3 B, 22 R, 24.5, 25 R,**  
**28, 32 R, 34 R, 67 A, 59 C**

(56) **References Cited**

**U.S. PATENT DOCUMENTS**

D15,185 S 8/1884 Brooks  
1,552,022 A \* 9/1925 Willson ..... 36/59 C  
D171,130 S 12/1953 Gruner  
4,069,601 A 1/1978 Robbins et al. .... 36/11.5  
D256,627 S 9/1980 Lu ..... D2/311  
D281,460 S 11/1985 Parker ..... D2/320  
D290,543 S 6/1987 Yonkers ..... D2/953  
D292,142 S 10/1987 Tonkel et al. .... D2/320  
D294,770 S 3/1988 Selbiger et al. .... D2/957  
D301,936 S 7/1989 Swett ..... D2/956  
D316,930 S 5/1991 Bernasconi ..... D2/957  
D322,157 S 12/1991 Issler ..... D2/957  
D323,421 S 1/1992 Lucarelli ..... D2/957  
D323,578 S 2/1992 Kawasaki ..... D2/320

D338,996 S 9/1993 Issler et al. .... D2/264  
D387,193 S 12/1997 Glicksman et al. .... D2/952  
D388,314 S 12/1997 Tresser ..... D2/954  
D390,348 S 2/1998 Meyer et al. .... D2/957  
D392,445 S 3/1998 Tresser ..... D2/954  
D393,142 S 4/1998 Brown ..... D2/908  
D394,945 S 6/1998 Doxey ..... D2/959  
D414,594 S \* 10/1999 Parisotto ..... D2/959  
D415,609 S 10/1999 Hlavacs ..... D2/959  
D422,128 S 4/2000 Adler ..... D2/907  
D426,946 S 6/2000 Debiase ..... D2/954  
D433,790 S 11/2000 Oliver ..... D2/957  
D439,729 S 4/2001 Mastroianni et al. .... D2/908  
D440,748 S 4/2001 Morgan ..... D2/957  
D441,175 S 5/2001 Ritter et al. .... D2/908  
D450,913 S 11/2001 Banik et al. .... D2/909  
D455,544 S 4/2002 Wilson ..... D2/960  
D483,554 S \* 12/2003 Burg et al. .... D2/952

**OTHER PUBLICATIONS**

Attached photographs A-H of Diesel shoe.

\* cited by examiner

*Primary Examiner*—Celia A. Murphy  
(74) *Attorney, Agent, or Firm*—Jeffer, Mangels, Butler &  
Marmaro, LLP

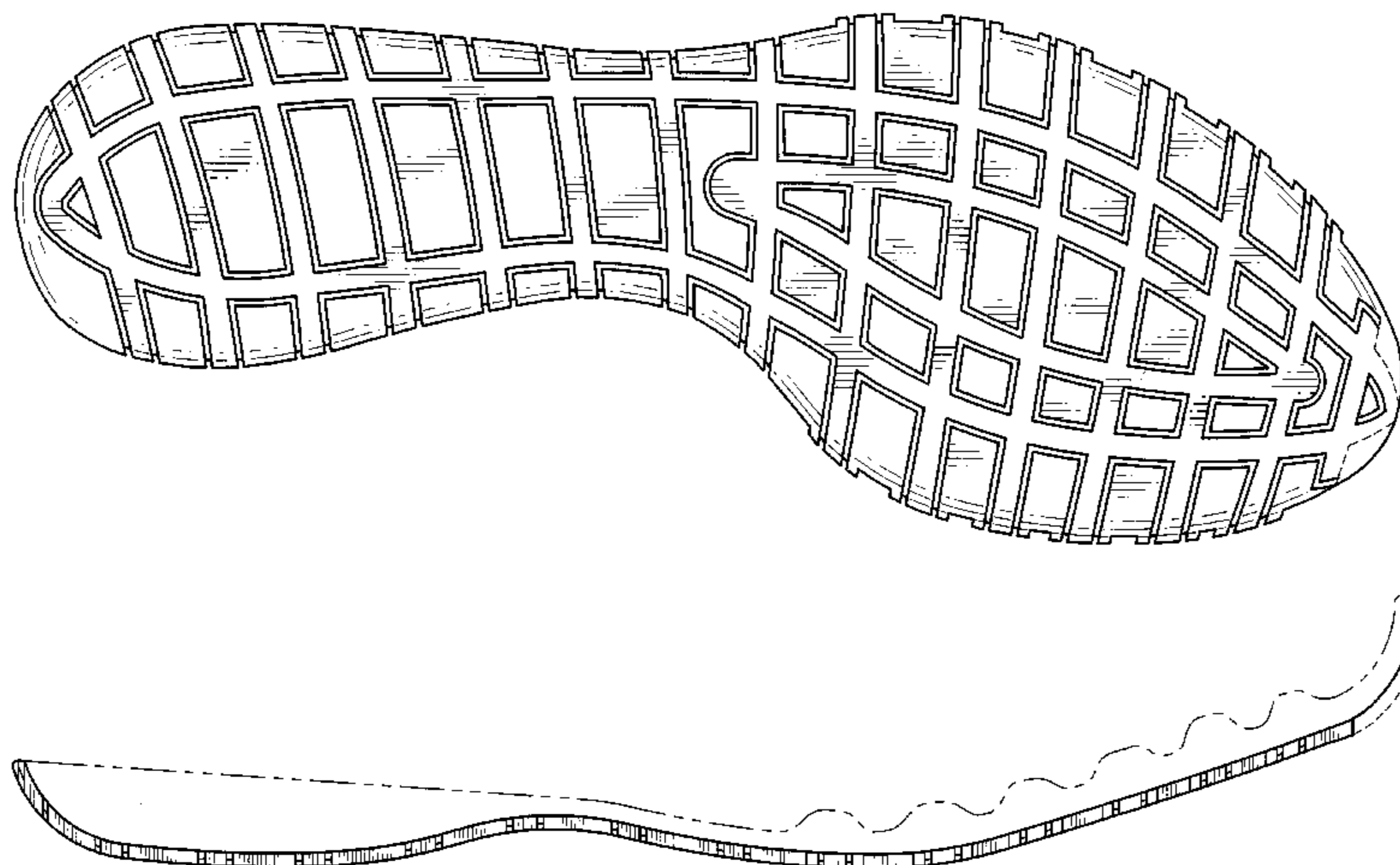
(57) **CLAIM**

The ornamental design for a shoe bottom, as shown and  
described.

**DESCRIPTION**

FIG. 1 is a bottom plan view of a shoe bottom showing our  
new design;  
FIG. 2 is a left side elevational view thereof; and,  
FIG. 3 is a right side elevational view thereof.  
The broken lines in FIGS. 2 and 3 are for illustrative  
purposes only and form no part of the claimed design.  
The broken lines in the toe portion of the in Figures define  
the boundary of the design. The broken boundary lines form  
no part of the claim.

**1 Claim, 2 Drawing Sheets**



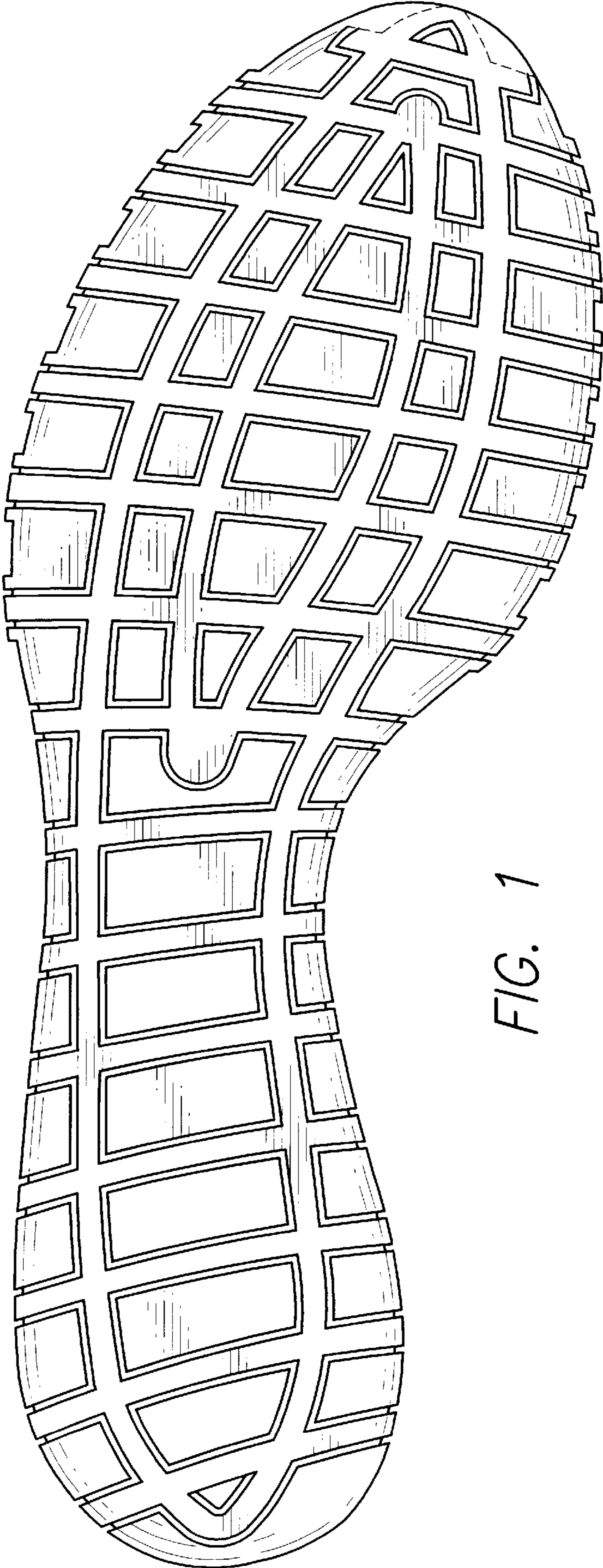


FIG. 1

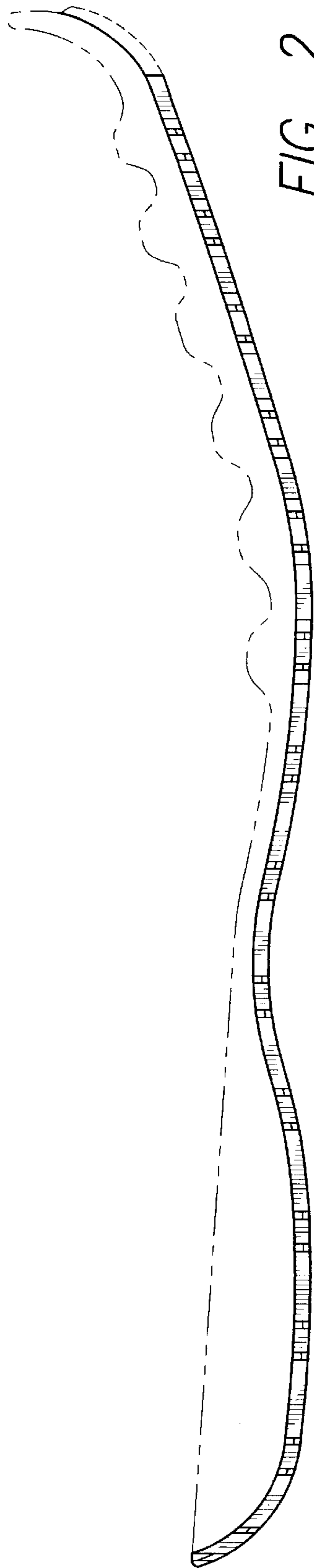


FIG. 2

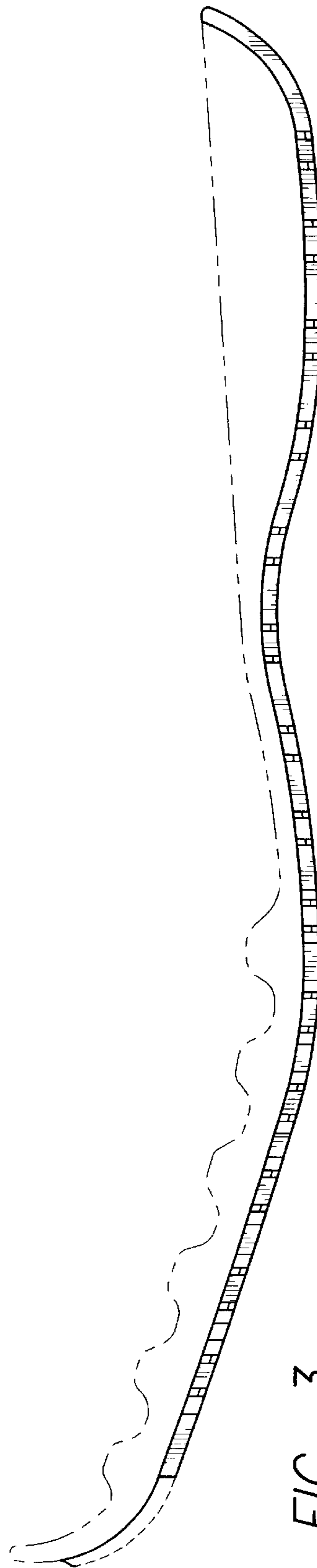


FIG. 3