

US00D508303S

(12) **United States Design Patent**  
**Bradley**

(10) **Patent No.:** **US D508,303 S**

(45) **Date of Patent:** **\*\* Aug. 16, 2005**

(54) **EXTENDED SHOE HORN**

(76) **Inventor:** **Robert B. Bradley**, 29028 Freshwater Dr., Agoura Hills, CA (US) 91301

(\*\*) **Term:** **14 Years**

(21) **Appl. No.:** **29/208,794**

(22) **Filed:** **Jul. 2, 2004**

(51) **LOC (8) Cl.** ..... **07-99**

(52) **U.S. Cl.** ..... **D2/642**

(58) **Field of Search** ..... D2/641, 642, 643; 223/111, 113, 114, 115, 116, 117, 118, 119; D3/201, 208, 210; 12/114.2, 117.2

(56) **References Cited**

**U.S. PATENT DOCUMENTS**

D45,014 S	*	12/1913	Meginn	.....	D2/642
2,939,618 A	*	6/1960	Mangels	.....	223/113
3,436,000 A	*	4/1969	Batista	.....	223/118
3,501,073 A	*	3/1970	Breithor	.....	223/118
D224,365 S	*	7/1972	Lewis	.....	D2/642
D265,693 S	*	8/1982	Reagan	.....	D2/642

D290,063 S	*	6/1987	Wright	.....	D2/642
D310,908 S	*	10/1990	Santore	.....	D2/642
D427,417 S	*	7/2000	Israel	.....	D2/642
D448,141 S	*	9/2001	Huang	.....	D2/642

\* cited by examiner

*Primary Examiner*—Paula A. Greene

(74) *Attorney, Agent, or Firm*—Michael Blaine Brooks, P. C.; Andrew S. Naglestad; Michael B. Brooks


(57) **CLAIM**

I claim the ornamental design for an extended shoehorn, as shown and described.

**DESCRIPTION**

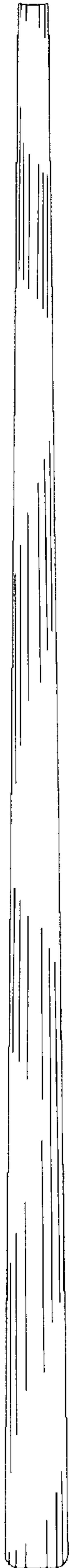
FIG. 1 is a top perspective view of the extended shoehorn; FIG. 2 is a front elevational view of the extended shoehorn; FIG. 3 is a back elevational view of the extended shoehorn; FIG. 4 is a left side elevational view of the extended shoehorn, the right side elevational view is a mirror image thereof; FIG. 5 is a top plan view of the extended shoehorn; and, FIG. 6 is a bottom plan view of the extended shoehorn.

**1 Claim, 3 Drawing Sheets**






**FIG. 1**



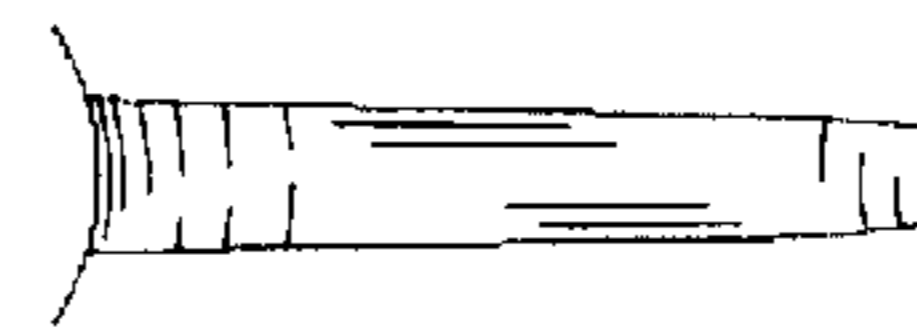
**FIG. 2**




**FIG. 3**



**FIG. 4**



**FIG. 5**



**FIG. 6**