

US00D508295S

(12) **United States Design Patent**
Tadych et al.

(10) **Patent No.:** **US D508,295 S**
(45) **Date of Patent:** **** Aug. 9, 2005**

(54) **CIGAR AND LIGHTER HOLDER**

(75) Inventors: **John E. Tadych**, Franklin, WI (US);
Mark J. E. Pienkos, Waukesha, WI (US);
Mark Tadych, Milwaukee, WI (US)

(73) Assignee: **Tadych Technologies, LLC**, Franklin, WI (US)

(**) Term: **14 Years**

(21) Appl. No.: **29/192,361**

(22) Filed: **Oct. 23, 2003**

(51) **LOC (8) Cl.** **27-06**

(52) **U.S. Cl.** **D27/183; D27/161**

(58) **Field of Search** D27/172, 183,
D27/161; 206/85-89; 131/257, 259; D21/793,
794

(56) **References Cited**

U.S. PATENT DOCUMENTS

| | | | | | |
|------------|---|---------|---------------|-------|---------|
| D379,551 S | * | 5/1997 | Hubbard | | D27/183 |
| D385,940 S | * | 11/1997 | Justice | | D27/183 |
| D389,214 S | * | 1/1998 | Impastato, II | | D27/183 |
| D395,731 S | * | 6/1998 | Olis | | D27/192 |

OTHER PUBLICATIONS

BC Specialties, Cigar Golf Accessories, Cigar Caddy, Cigar Golf, <http://www.bcspecialties.com/cigarasp/golfacc.asp>, Aug. 22, 2003.

Cigaraccessories.com, GripClip, <http://www.cigar-accessories.com/cigaraccessories/gripclip1.html>, Aug. 22, 2003.

Clubholder Golf Club Accessory, <http://www.clubholder.com/clubholder.html>, Aug. 22, 2003.

Epromos.com, Promotional Products and Items Golf & Cigar Accessories, <http://www.epromos.com/ProductIndex/BrowseCategory.jhtml?categoryID=1505>, Aug. 22, 2003.

Hole-in-One Cigar Holder, Cigar holder, golf gifts, cigar gifts, cigar, golf, golf novelties, hole in one, <http://www.holeinonecigarholder.com>, Aug. 22, 2003.

Boundry Golf, Cigars Cigar Holders Golf Accessories, http://www.boundarygolf.com/cigar_holders.asp, Aug. 22, 2003.

* cited by examiner

Primary Examiner—Jennifer Rivard

(74) *Attorney, Agent, or Firm*—Whyte Hirschboeck Dudek SC

(57) **CLAIM**

An ornamental design for a cigar and lighter holder, as shown and described.

DESCRIPTION

FIG. 1 is a perspective view of a cigar and lighter holder illustrating my new design;

FIG. 2 is a right side elevational view thereof, with the left side being a mirror image;

FIG. 3 is a front view thereof;


FIG. 4 is a rear view thereof;

FIG. 5 is a top view thereof; and,

FIG. 6 is a bottom plan view thereof.

The broken lines connecting the solid line disclosure represent the bounds of the claim; all other broken lines are for illustrative purposes only. The broken lines form no part of the claimed design.

1 Claim, 1 Drawing Sheet



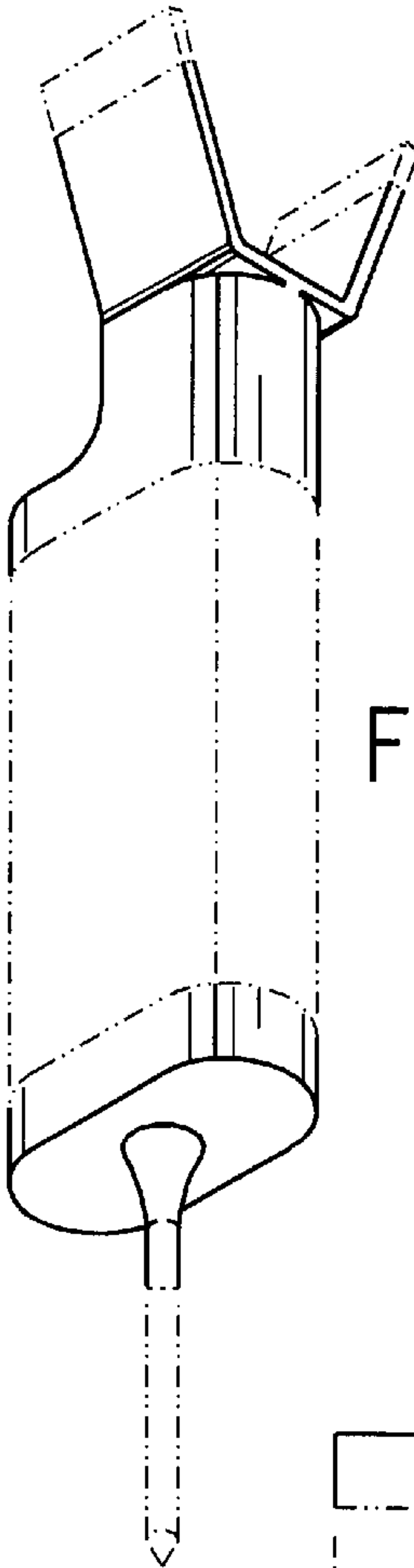


FIG. 1

FIG. 5

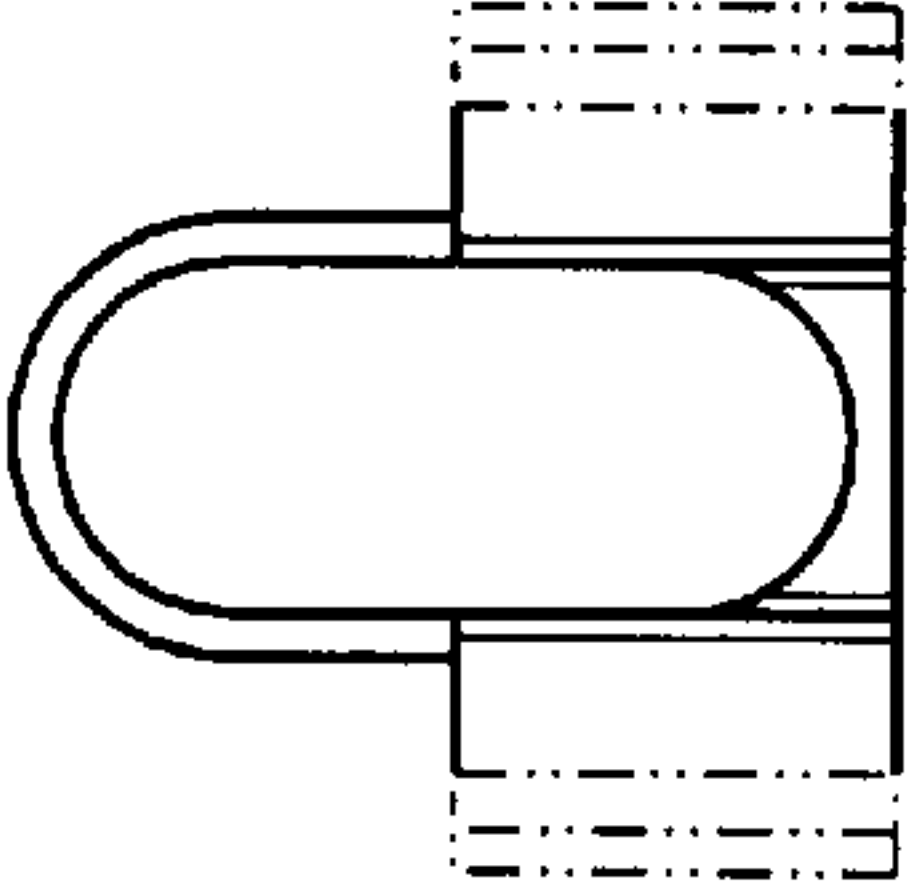


FIG. 6


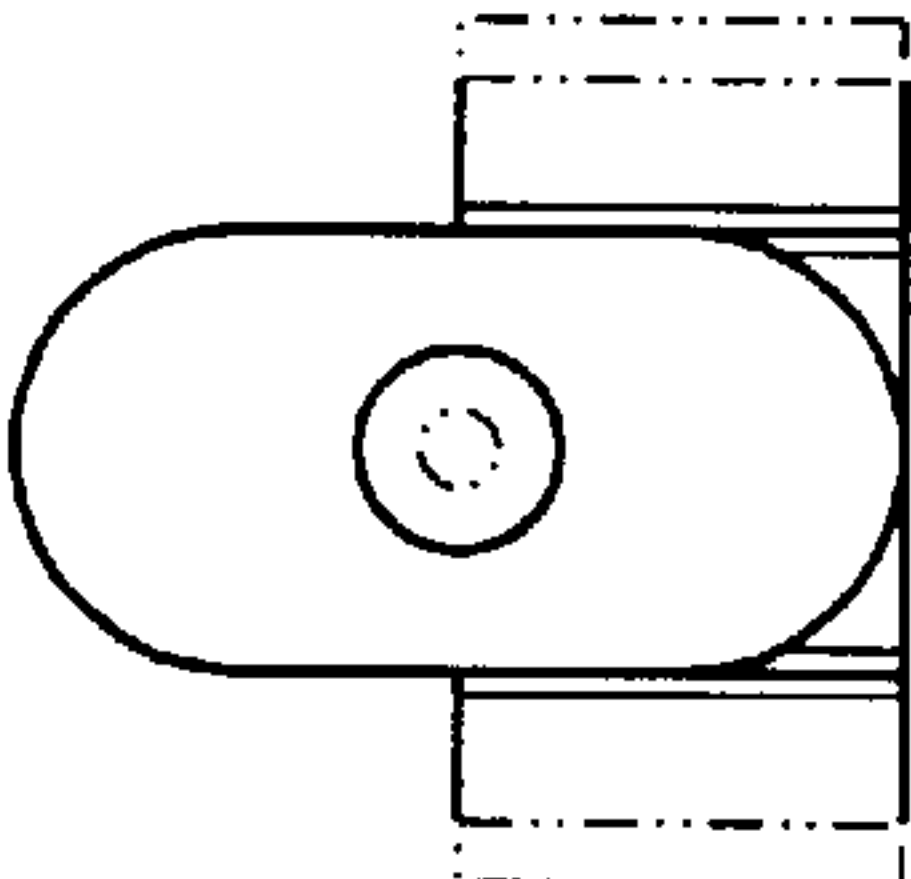


FIG. 2

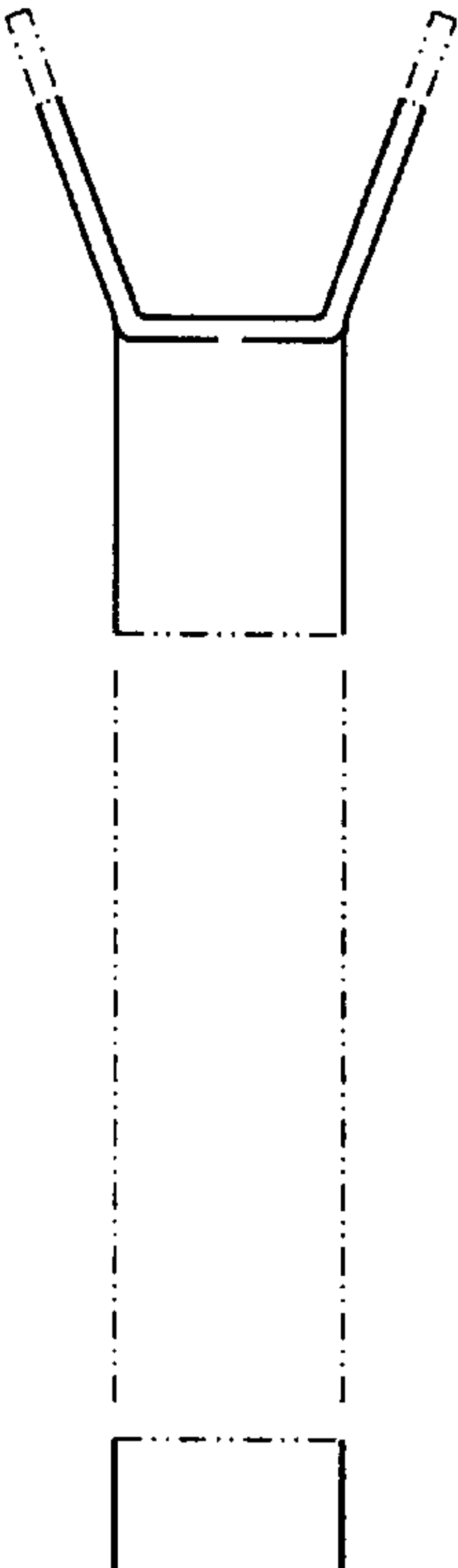


FIG. 3

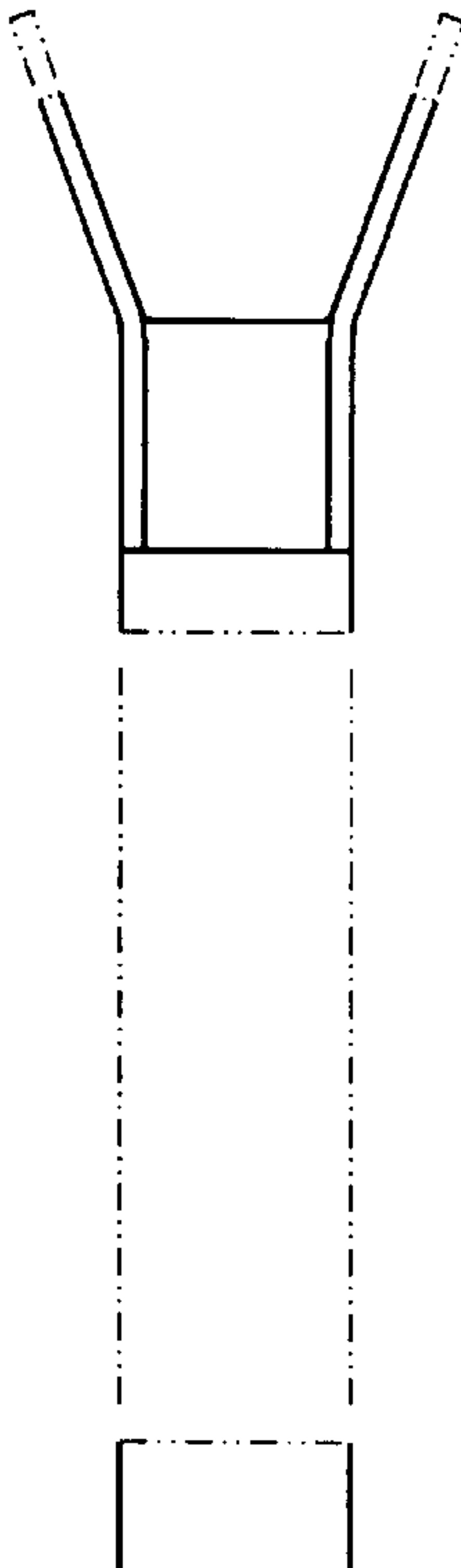


FIG. 4