

US00D508289S

(12) **United States Design Patent**  
**Shelton**

(10) **Patent No.:** **US D508,289 S**

(45) **Date of Patent:** **\*\* Aug. 9, 2005**

(54) **PENIS EXTENSION WITH HARNESS**

D460,172 S 7/2002 Johnson  
6,547,717 B1 \* 4/2003 Green et al. .... 600/38  
6,793,620 B1 \* 9/2004 Droznin et al. .... 600/39

(76) **Inventor:** **Ricky D. Shelton**, 2628 Canberra Ct.,  
Fort Worth, TX (US) 76105

\* cited by examiner

(\*\*) **Term:** **14 Years**

*Primary Examiner*—Ian Simmons  
(74) *Attorney, Agent, or Firm*—Lynn E. Barber

(21) **Appl. No.:** **29/193,267**

(22) **Filed:** **Nov. 6, 2003**

(57) **CLAIM**

(51) **LOC (8) Cl.** ..... **28-01**

The ornamental design for a penis extension with harness, as shown and described.

(52) **U.S. Cl.** ..... **D24/105**

(58) **Field of Search** ..... D24/105; 600/38,  
600/41, 39; 128/841, 842, 844; 604/349

**DESCRIPTION**

(56) **References Cited**

**U.S. PATENT DOCUMENTS**

- D261,808 S \* 11/1981 Okamoto ..... D24/105
- 4,846,197 A \* 7/1989 Benjamin ..... 128/844
- D401,341 S 11/1998 Poubouridis
- D410,742 S 6/1999 Coolidge
- D459,469 S 6/2002 Johnson

FIG. 1 is a front elevational view of a penis extension showing my new design, with the rear elevational view being a mirror image thereof;  
FIG. 2 is a right side elevational view, with the left side elevational view being a mirror image thereof;  
FIG. 3 is a top view thereof;  
FIG. 4 is a bottom view thereof; and,  
FIG. 5 is a perspective view thereof.

**1 Claim, 2 Drawing Sheets**

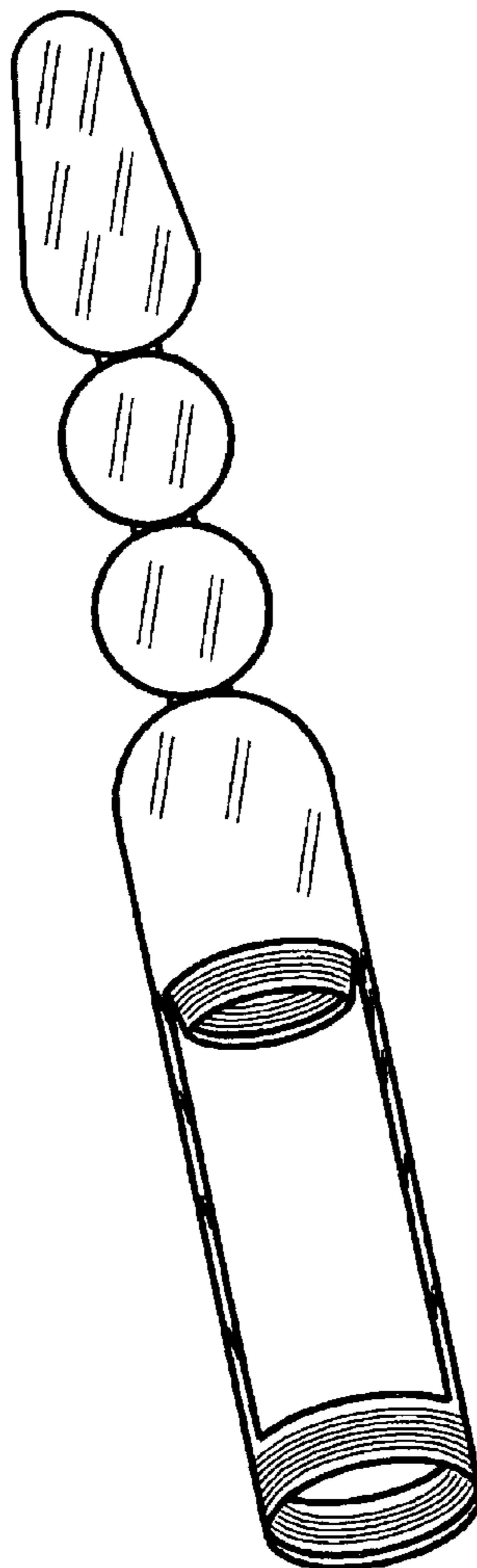


FIG. 1




FIG. 2




FIG. 3




FIG. 5

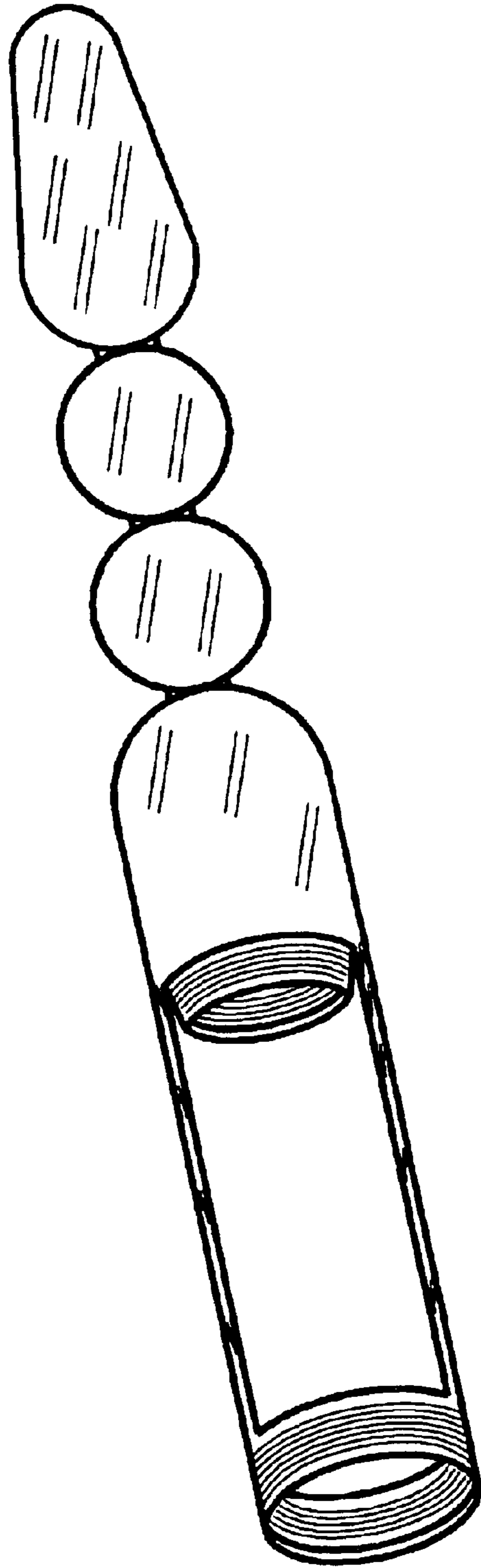


FIG. 4

