



US00D508278S

(12) **United States Design Patent** (10) **Patent No.:** **US D508,278 S**
Hibben (45) **Date of Patent:** **** Aug. 9, 2005**

(54) **KNIFE**
(75) Inventor: **Gil W. Hibben**, La Grande, KY (US)
(73) Assignee: **United Cutlery Corporation**,
Sevierville, TN (US)
(**) Term: **14 Years**
(21) Appl. No.: **29/207,889**
(22) Filed: **Jun. 18, 2004**
(51) **LOC (8) Cl.** **22-02**
(52) **U.S. Cl.** **D22/118**
(58) **Field of Search** D22/117-120;
D8/95-99, 107, 303; D7/652, 649, 401.2;
30/155-161, 340, 342-345, 294-295

D351,210 S 10/1994 Koskinen D22/118
5,359,778 A 11/1994 Seber et al. 30/299
D360,013 S 7/1995 Collins D22/118

(Continued)

OTHER PUBLICATIONS

The Edge Company, The Original Bat Dagger #8925, Jun. 31, 1993, p. 42.*
The Edge Company, "The Odin Dagger" #502GL, Jun. 31, 2004, rear cover.*
U.S. Calvary Knives, 1994, p. 111, Catalog.
The Noble Collection, Winter 1997/1998, Historic Daggers, No page listed, Catalog.
United Cutlery Brands, Catalog #42, 2002, pp. 7, 19, 21, 29, 30, 33-35, 39-45 and 51-60.
Museum Replicas Limited, Horned Skull Sword, p. 65, (1994).
Agincourt, Iberia Sword, Item B, Cutlery Shoppe, p. 38 (1993).
United Cutlery, Double Shadow Fantasy Dagger, p. 16, (1991).

(56) **References Cited**

U.S. PATENT DOCUMENTS

D137,451 S 3/1944 Harstad D22/118
D137,916 S * 5/1944 Mrazek D22/118
D138,570 S 8/1944 Huff D22/118
D156,070 S 1/1949 Brooks D22/118
D170,824 S 11/1953 Kundikoff D22/118
2,693,361 A * 11/1954 Hay 30/295
2,711,019 A * 6/1955 Mirando 30/342
D221,335 S 8/1971 Clayton D22/118
D222,934 S 2/1972 Cole D22/118
D222,935 S 2/1972 Cole D22/118
D222,937 S 2/1972 Cole D22/118
D222,938 S 2/1972 Cole D22/118
D225,527 S 12/1972 Cole D22/118
4,608,757 A 9/1986 Eckerle 30/299
D299,375 S 1/1989 Pipes D22/118
D302,455 S 7/1989 Hibben D22/118
4,885,818 A 12/1989 Arterbury 16/430
D319,280 S 8/1991 Crain D22/118
D323,694 S 2/1992 Pipes D22/118
D325,616 S 4/1992 Kolombatovich D22/118
D330,064 S 10/1992 Medina D22/118
D333,173 S 2/1993 Pipes D22/118
D336,126 S 6/1993 Luchak D22/118
D348,599 S 7/1994 Sakai D8/199
D348,818 S 7/1994 Hasegawa D8/199

Primary Examiner—Catherine R. Oliver
(74) *Attorney, Agent, or Firm*—Pitts & Brittan, PC

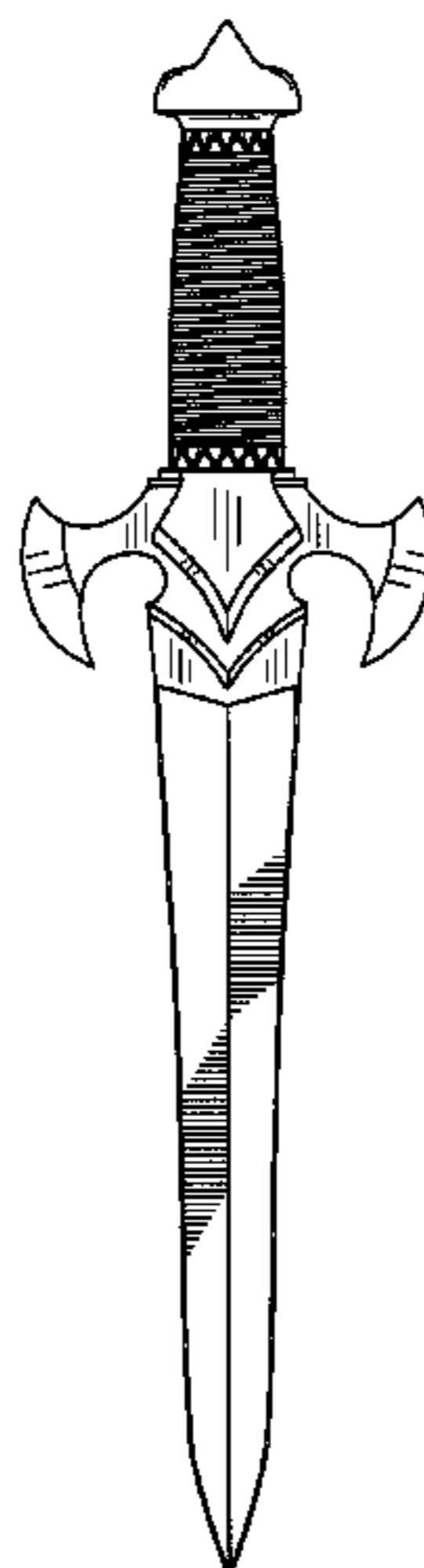
(57) **CLAIM**

I claim the ornamental design for a knife, as shown and described.

DESCRIPTION

FIG. 1 is a front elevation view of the design of the present invention for a knife, the rear elevation being a mirror image thereof;
FIG. 2 is a left side elevation view of the knife of FIG. 1, the right side elevation being a mirror image thereof;
FIG. 3 is a top end view of the knife of FIG. 1; and,
FIG. 4 is a bottom end view of the knife of FIG. 1.
The features of the knife shown in broken lines are for illustrative purposes only and form no part of the claimed design.

1 Claim, 3 Drawing Sheets



US D508,278 S

Page 2

U.S. PATENT DOCUMENTS

D360,241 S	7/1995	Choi	D21/568	D473,620 S	4/2003	Rae	D22/118
D361,104 S	8/1995	Choi	D2/568	D473,621 S	4/2003	Rae	D22/118
5,440,814 A	8/1995	Hall et al.	30/295	D473,622 S	4/2003	Rae	D22/118
D362,485 S	9/1995	Hall	D22/118	D473,623 S	4/2003	Rae	D22/118
D363,109 S	10/1995	Hall	D22/118	D473,624 S	4/2003	Rae	D22/118
D371,060 S	6/1996	Lai	D8/107	D473,625 S	4/2003	Rae	D22/118
D371,592 S	7/1996	Hall et al.	D22/118	D473,626 S	4/2003	Rae	D22/118
D375,779 S	11/1996	Hibben	D22/118	D473,627 S	4/2003	Rae	D22/118
D378,982 S	4/1997	Thompson	D8/99	D473,911 S	4/2003	Green	D22/118
D379,211 S	5/1997	Thompson	D22/118	D473,912 S	4/2003	Rae	D22/118
D379,488 S	5/1997	Hibben	D22/118	D473,913 S	4/2003	Hall	D22/118
D380,520 S	7/1997	Hibben	D22/118	D473,914 S	4/2003	Rae	D22/118
D381,060 S	7/1997	Moran	D22/118	D473,915 S	4/2003	Hall	D22/118
D382,187 S	8/1997	Hibben	D8/76	D473,916 S	4/2003	Rae	D22/118
D383,519 S	9/1997	Lainhart	D22/118	D473,917 S	4/2003	Carter, III	D22/118
D388,150 S	12/1997	Glesser	D22/118	D473,918 S	4/2003	Rae	D22/118
D398,211 S	9/1998	Howard	D8/98	D473,919 S	4/2003	Rae	D22/118
D406,308 S	3/1999	Hibben	D22/118	D473,920 S	4/2003	Rae	D22/118
D409,269 S	5/1999	Carson et al.	D22/118	D473,921 S	4/2003	Rae	D22/118
D430,258 S	8/2000	Hall et al.	D22/118	D473,922 S	4/2003	Rae	D22/118
D430,917 S	9/2000	Hall et al.	D22/118	D473,924 S	4/2003	Rae	D22/118
D434,466 S	11/2000	Hall et al.	D22/118	D474,828 S	5/2003	Rae	D22/118
D446,571 S	8/2001	Frazer	D22/118	D474,829 S	5/2003	Rae	D22/118
D448,828 S	10/2001	Karnezis	D22/118	D475,114 S	5/2003	Rae et al.	D22/118
D451,571 S	12/2001	Barker, II	D22/118	D475,431 S	6/2003	Rae	D22/118
D451,572 S	12/2001	Barker, II	D22/118	D478,957 S	8/2003	Rae et al.	D22/118
D452,546 S	12/2001	Barker, II	D22/118	D480,778 S	10/2003	Rae	D22/118
D452,547 S	12/2001	Barker, II	D22/118	D480,779 S	10/2003	Rae	D22/118
D452,895 S	1/2002	Rae et al.	D22/118	D483,433 S	12/2003	Rae	D22/118
D454,611 S	3/2002	Veltz et al.	D22/118	D483,832 S	12/2003	Carter, III et al.	D22/118
D461,217 S	8/2002	Hall et al.	D22/118	D483,833 S	12/2003	Rae	D22/118
D461,868 S	8/2002	Hall et al.	D22/118	D484,215 S	12/2003	Carter, III et al.	D22/118
D473,609 S	4/2003	Rae	D22/118	D485,327 S	1/2004	Carter, III et al.	D22/118
D473,610 S	4/2003	Rae	D22/118	D485,596 S	1/2004	Rae	D22/118
D473,611 S	4/2003	Rae	D22/118	D486,201 S	2/2004	Rae	D22/118
D473,612 S	4/2003	Rae	D22/118	D486,202 S	2/2004	Rae et al.	D22/118
D473,613 S	4/2003	Rae	D22/118	D486,548 S	2/2004	Rae	D22/118
D473,614 S	4/2003	Rae	D22/118	D486,549 S	2/2004	Rae	D22/118
D473,615 S	4/2003	Rae	D22/118	D487,495 S	3/2004	Rae	D22/118
D473,616 S	4/2003	Rae	D22/118	D487,912 S	3/2004	Rae	D22/118
D473,617 S	4/2003	Rae	D22/118	D488,697 S	4/2004	Rae	D22/118
D473,618 S	4/2003	Rae	D22/118	D489,956 S	5/2004	Rae	D22/118
D473,619 S	4/2003	Rae	D22/118	D496,425 S	* 9/2004	Carter, III	D22/118

* cited by examiner

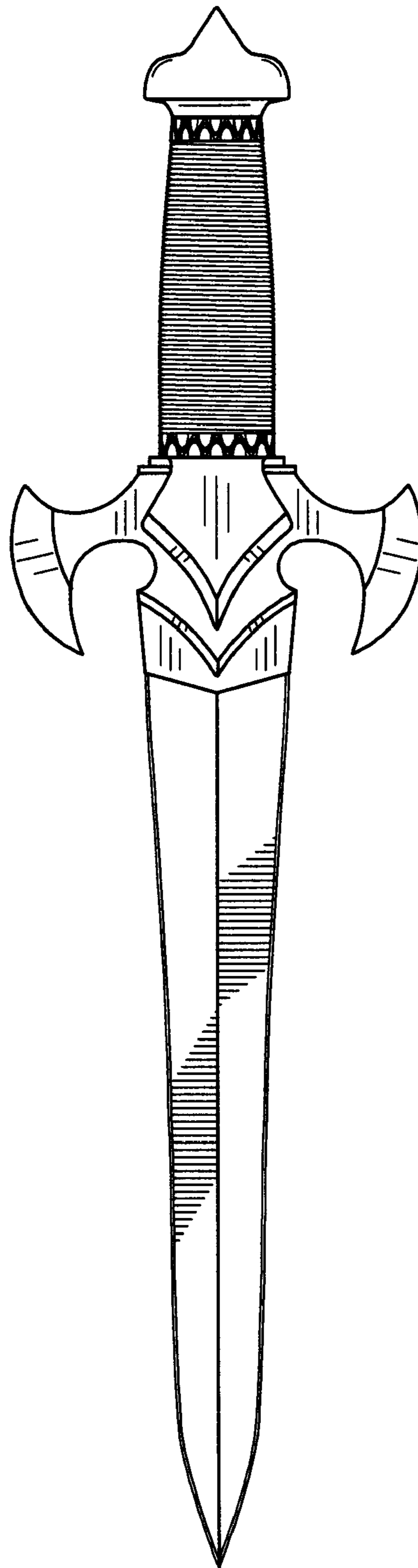


Fig. 1

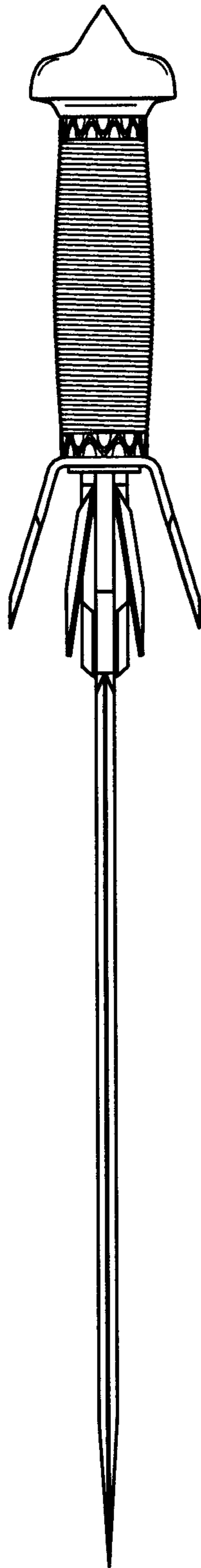


Fig. 2

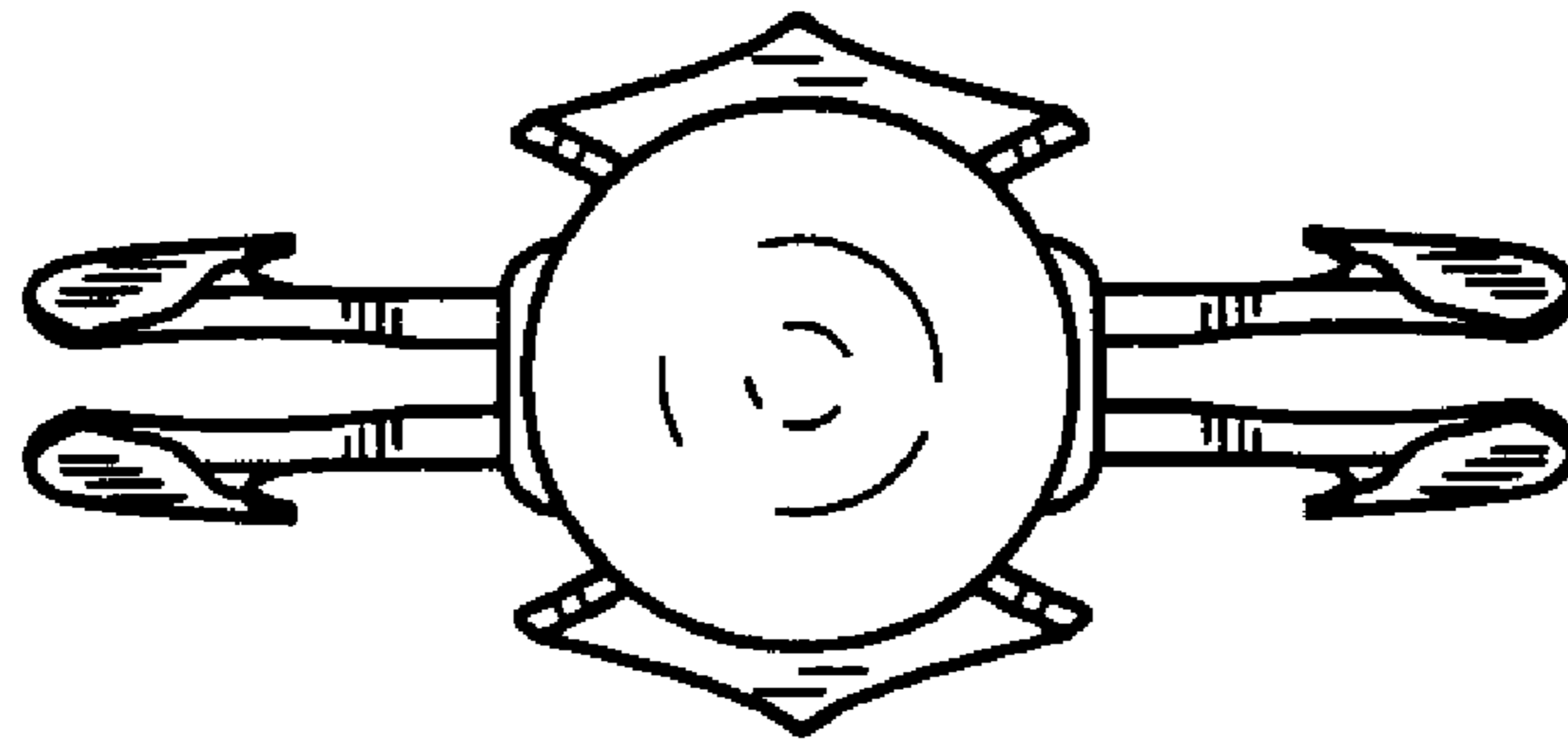


Fig. 3




Fig. 4