

US00D508277S

(12) **United States Design Patent**  
**Cerovic**

(10) **Patent No.:** **US D508,277 S**

(45) **Date of Patent:** **\*\* Aug. 9, 2005**

- (54) **GUN**
- (75) **Inventor:** **Milan Cerovic**, Scottsdale, AZ (US)
- (73) **Assignee:** **Taser International, Inc.**, Scottsdale, AZ (US)
- (\*\*) **Term:** **14 Years**
- (21) **Appl. No.:** **29/202,628**
- (22) **Filed:** **Mar. 31, 2004**
- (51) **LOC (8) Cl.** ..... **22-01**
- (52) **U.S. Cl.** ..... **D22/104**; D21/574
- (58) **Field of Search** ..... D22/100, 104, D22/105, 108, 199; D21/567, 570, 573, 574, 575; 89/148, 196; 362/110, 113; 124/78, 6, 16, 27, 49; 42/7, 54, 71.02, 65, 75

- D454,166 S \* 3/2002 Hornsby et al. .... D21/574
- D454,926 S \* 3/2002 Hornsby et al. .... D21/574
- D458,652 S \* 6/2002 Chan ..... D21/574
- D458,975 S \* 6/2002 Hornsby et al. .... D21/574
- 6,415,702 B1 \* 7/2002 Szabo et al. .... 89/148
- 6,718,680 B2 \* 4/2004 Roca et al. .... 42/70.08

\* cited by examiner

*Primary Examiner*—Louis S. Zarfaz

*Assistant Examiner*—Melanie Levy

(74) *Attorney, Agent, or Firm*—William R. Bachand

(57) **CLAIM**

The ornamental design for a gun, as shown and described.

**DESCRIPTION**

FIG. 1 is a perspective view of the gun of the present invention;

FIG. 2 is a left side view of the gun of FIG. 1;

FIG. 3 is a right side view of the gun of FIG. 1;

FIG. 4 is a top view of the gun of FIG. 1;

FIG. 5 is a bottom view of the gun of FIG. 1;

FIG. 6 is a front view of the gun of FIG. 1; and,

FIG. 7 is a rear view of the gun of FIG. 1.

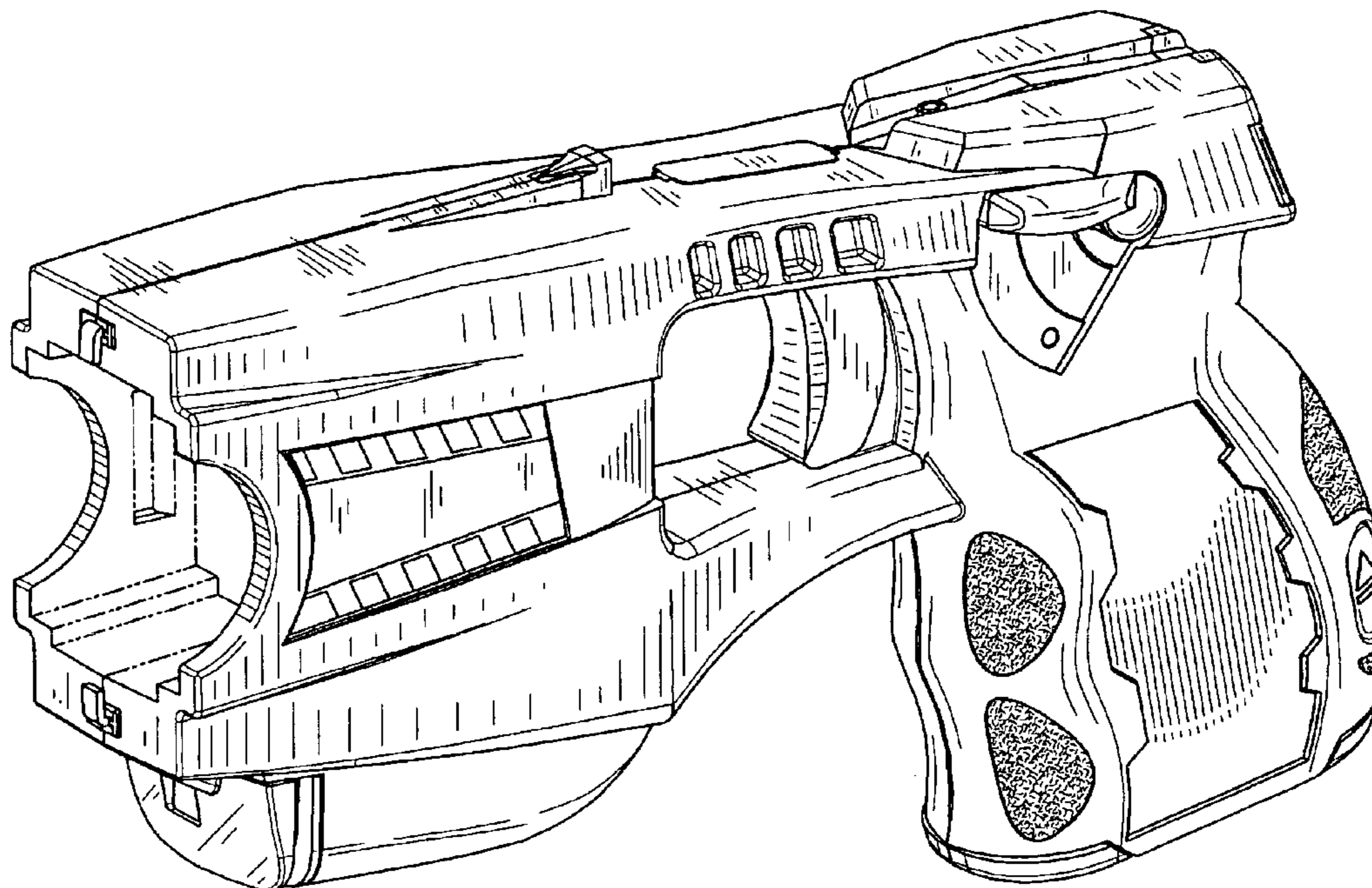
The lens below the cartridge opening is transparent or translucent.

(56) **References Cited**

**U.S. PATENT DOCUMENTS**

- 5,050,480 A \* 9/1991 Knight et al. .... 89/147
- 5,522,167 A \* 6/1996 Teetzel ..... 42/117
- D445,846 S \* 7/2001 Hornsby et al. .... D21/574
- D449,354 S \* 10/2001 Hornsby et al. .... D21/574
- D449,659 S \* 10/2001 Hornsby et al. .... D21/574
- 6,341,442 B1 \* 1/2002 Szabo et al. .... 42/70.08

**1 Claim, 4 Drawing Sheets**



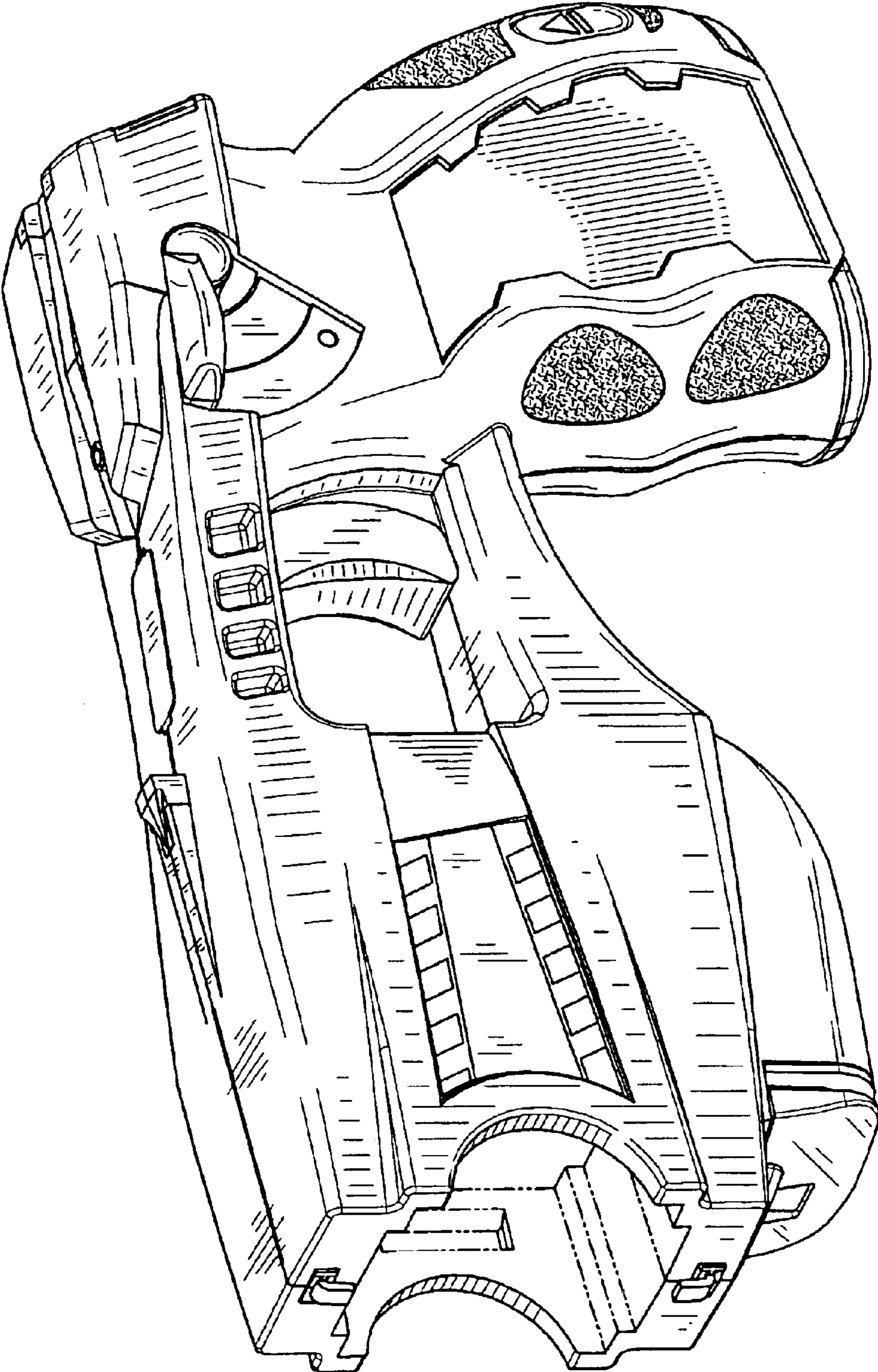


FIG. 1

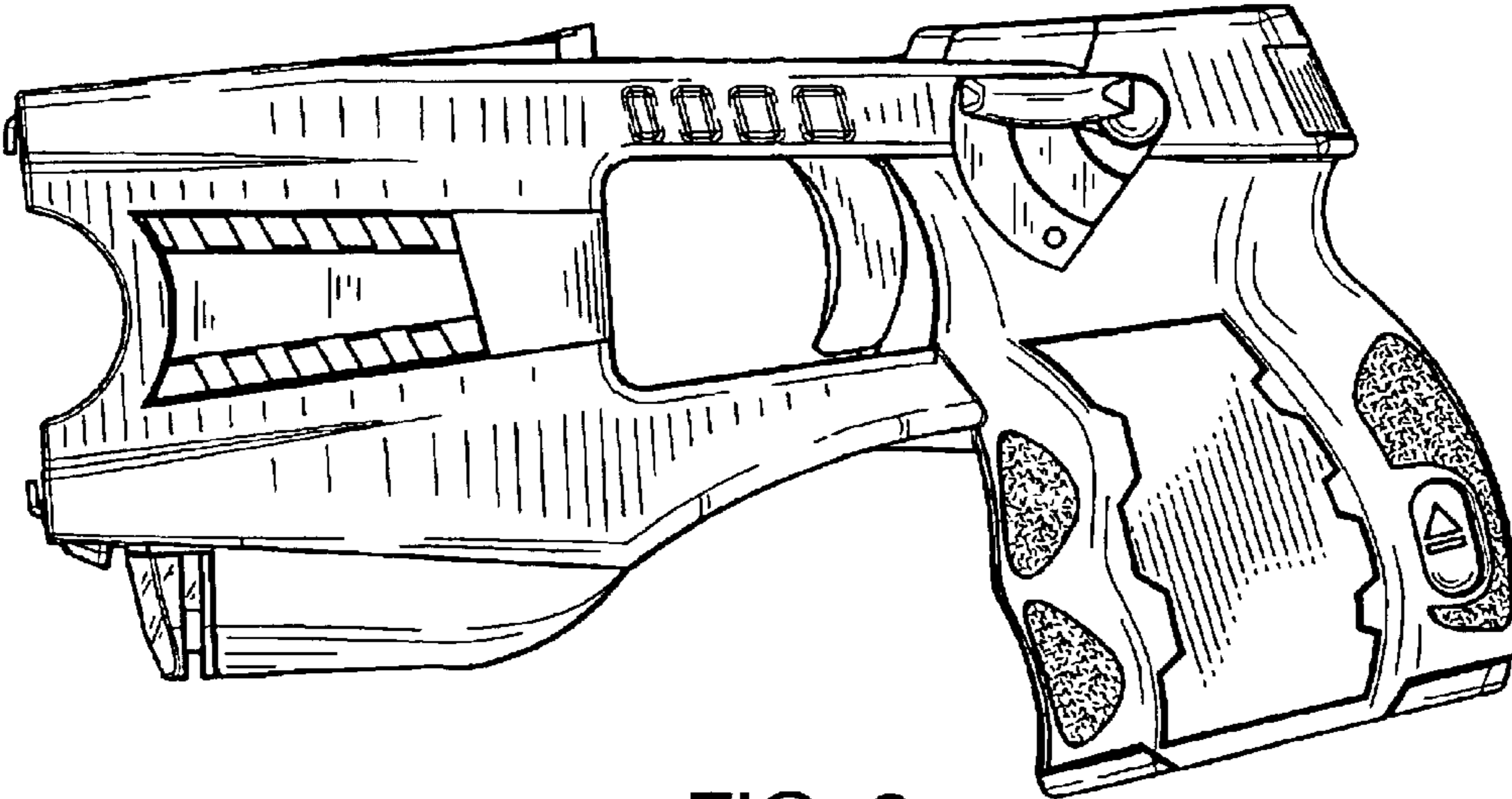


FIG. 2




FIG. 3

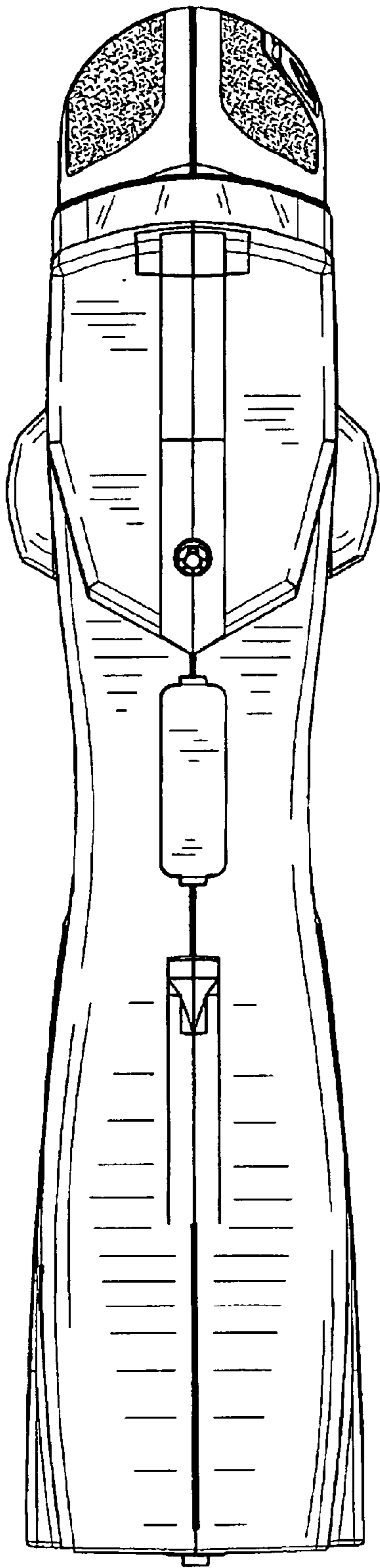


FIG. 4




FIG. 5

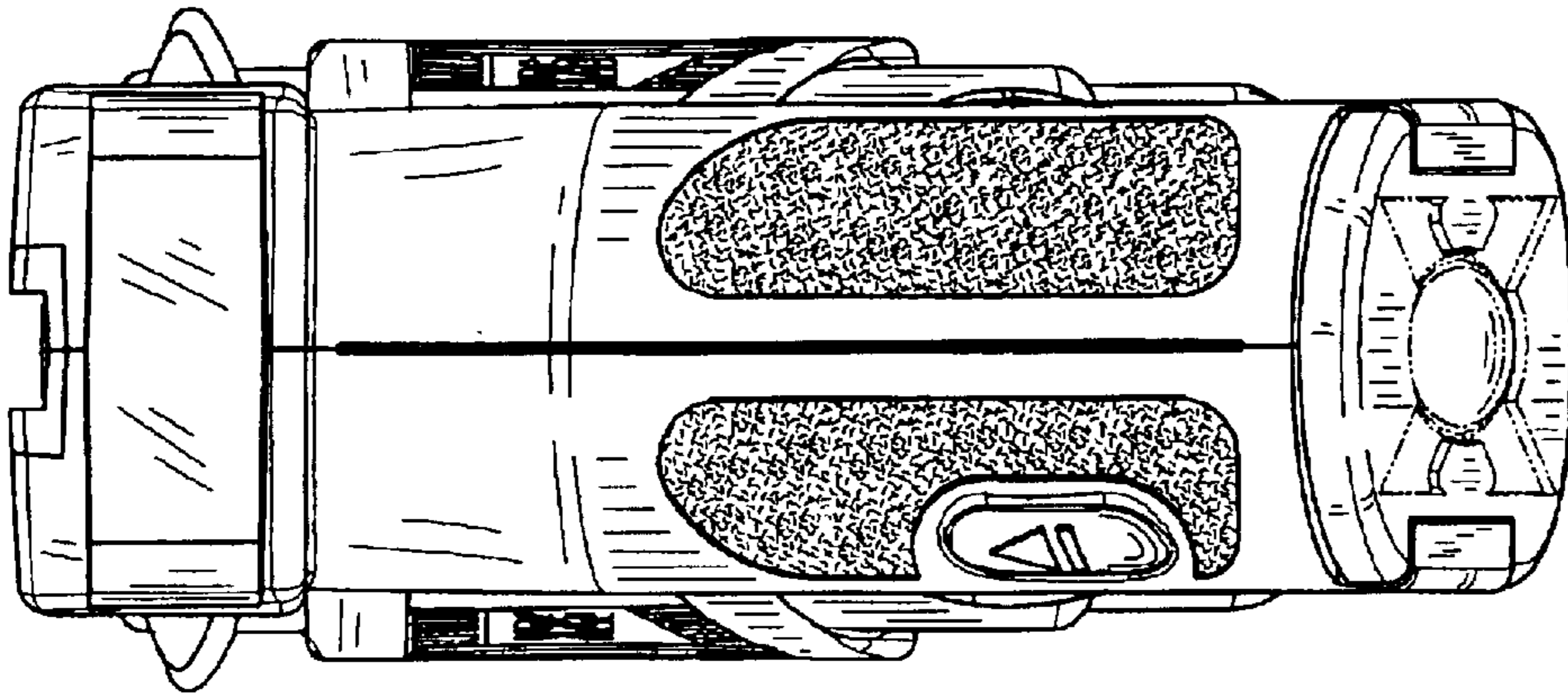


FIG. 7

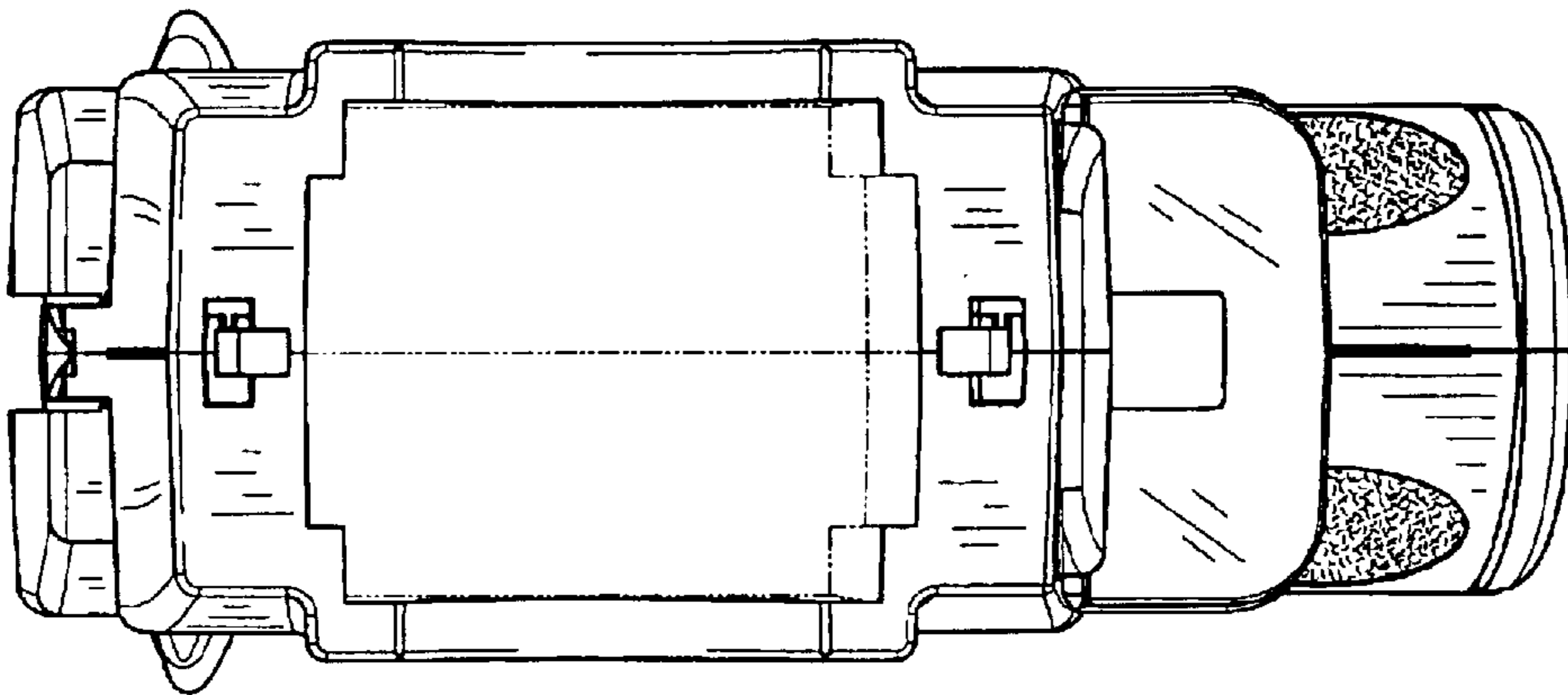


FIG. 6