



US00D508271S

(12) **United States Design Patent** (10) **Patent No.:** **US D508,271 S**
Augustin (45) **Date of Patent:** **** Aug. 9, 2005**

(54) **SURFACE CONFIGURATION OF A VEHICLE, TOY, AND/OR OTHER REPLICAS**

Primary Examiner—Raphael Barkai
(74) *Attorney, Agent, or Firm*—Crowell & Moring LLP

(75) Inventor: **Stephan Augustin**, Munich (DE)

(57) **CLAIM**

(73) Assignee: **Bayerische Motoren Werke Aktiengesellschaft**, Munich (DE)

The ornamental design for a surface configuration of a vehicle, toy, and/or other replicas, as shown and described.

(**) Term: **14 Years**

DESCRIPTION

(21) Appl. No.: **29/179,454**

FIG. 1 is a front, left perspective view of a surface configuration of a vehicle, toy, and/or other replicas according to my novel design;

(22) Filed: **Apr. 11, 2003**

(51) **LOC (8) Cl.** **21-01**

(52) **U.S. Cl.** **D21/433**

(58) **Field of Search** D21/419-435,
D21/533, 548-551, 561-562; D12/16, 87-88;
446/424-425, 428, 447, 456, 465, 470-471;
280/87.01, 87.021, 47.11, 1.13, 828

FIG. 2 is a rear, right perspective view of the surface configuration of a vehicle, toy, and/or other replicas according to my novel design;

FIG. 3 is a left side view of the surface configuration of a vehicle, toy, and/or other replicas according to my novel design;

(56) **References Cited**

U.S. PATENT DOCUMENTS

D311,760 S	*	10/1990	Harrod	D21/433
D322,998 S	*	1/1992	Harrod	D21/433
D333,327 S	*	2/1993	Plater-Zyberk	D21/433
D346,195 S	*	4/1994	Delaney	D21/433
D402,332 S	*	12/1998	Fichter	D21/433
D404,087 S	*	1/1999	Larson	D21/433
D416,056 S	*	11/1999	Wu	D21/551
D458,314 S	*	6/2002	Allemeier	D21/433

FIG. 4 is a front view of the surface configuration of a vehicle, toy, and/or other replicas according to my novel design;

FIG. 5 is a rear view of the surface configuration of a vehicle, toy, and/or other replicas according to my novel design; and,

FOREIGN PATENT DOCUMENTS


WO DM/060 154 7/2002

FIG. 6 is a top view of the surface configuration of a vehicle, toy, and/or other replicas according to my novel design.

The broken lines are for illustrative purposes only and form no part of the claimed design.

* cited by examiner

1 Claim, 5 Drawing Sheets



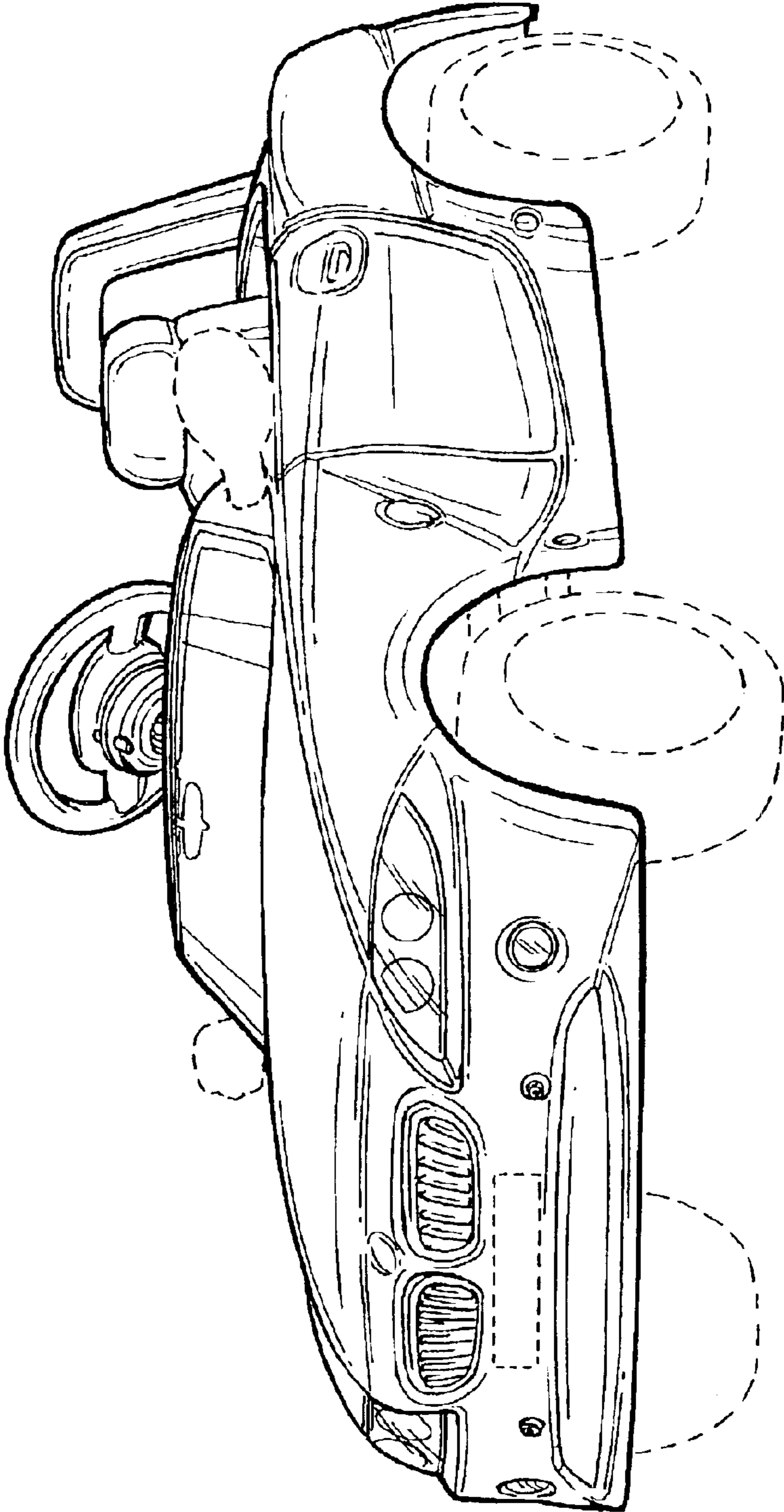


FIG. 1

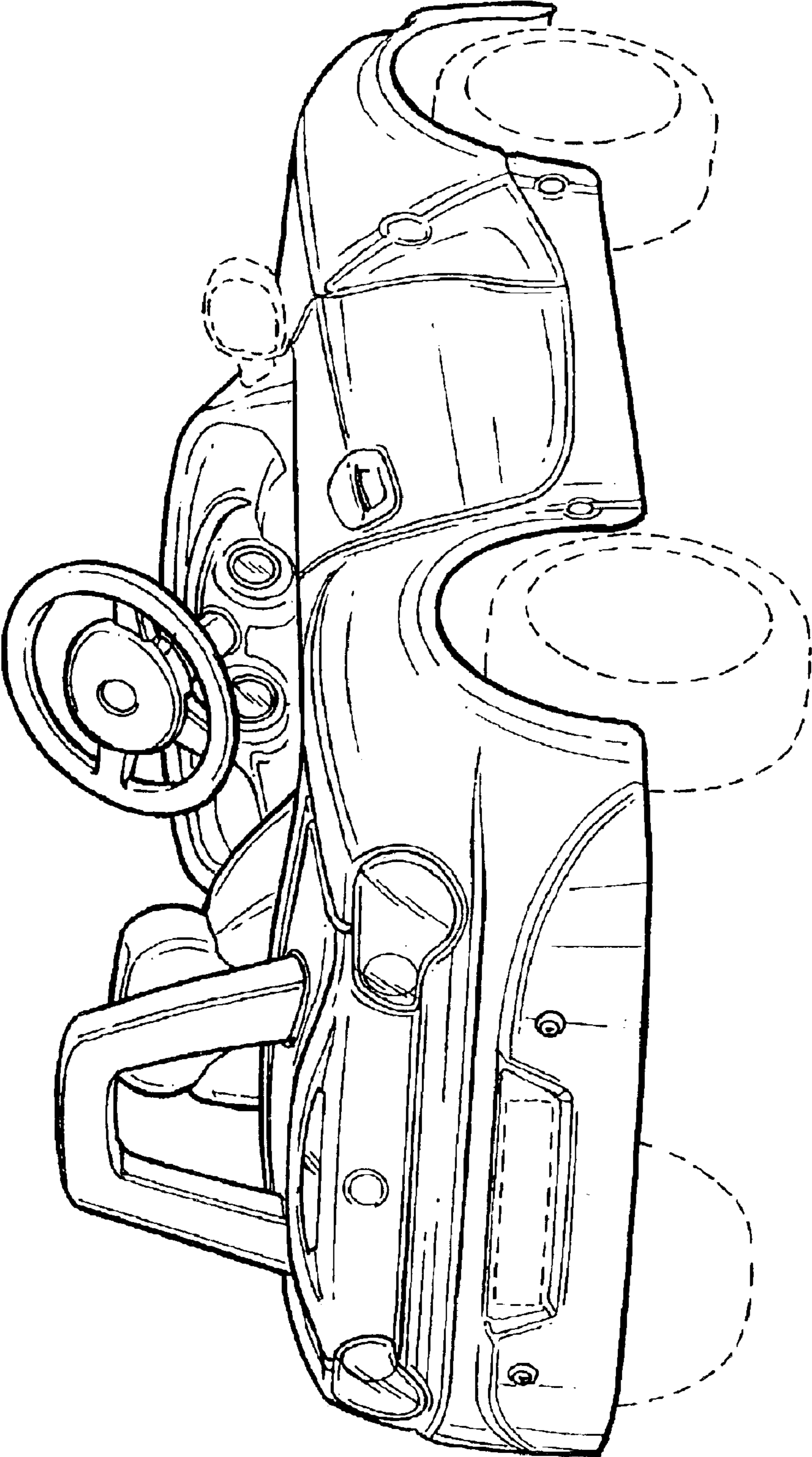


FIG. 2

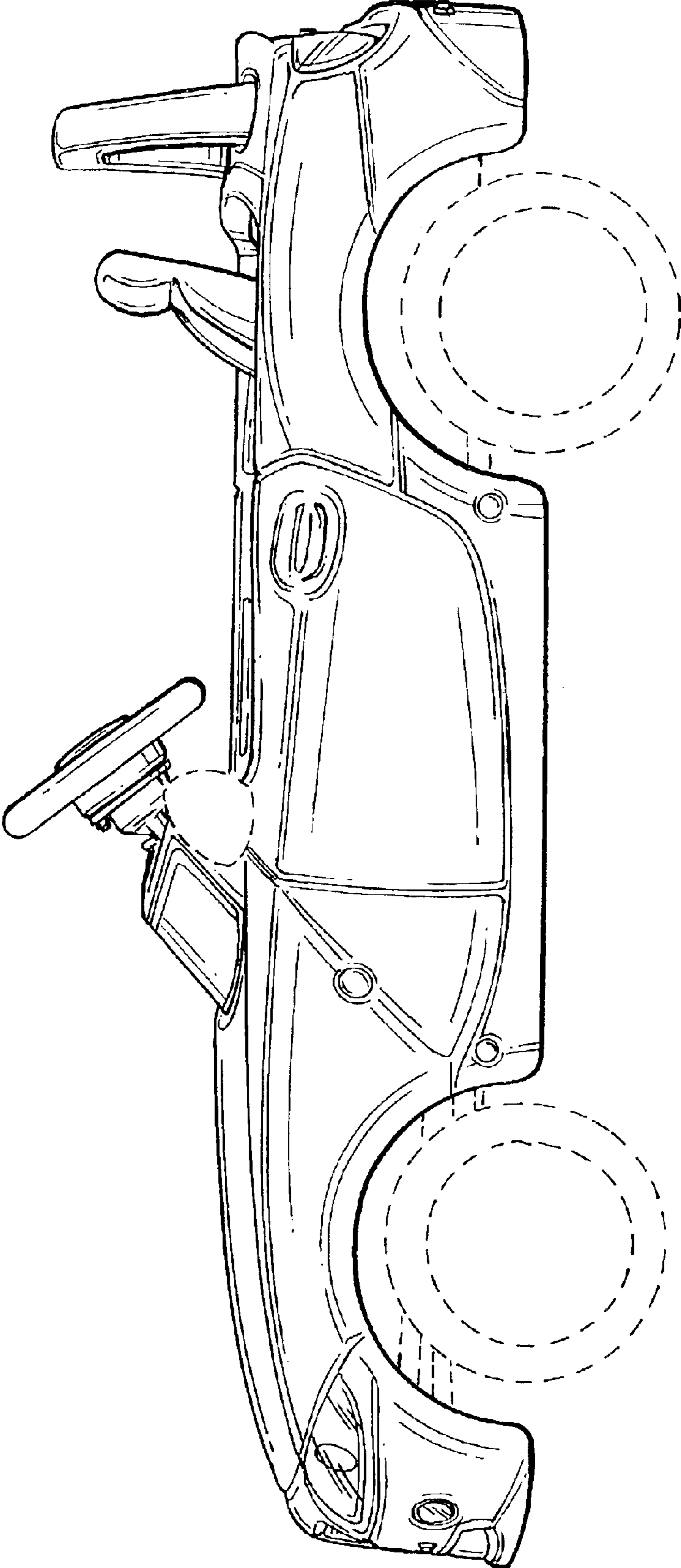


FIG. 3




FIG. 4




FIG. 5

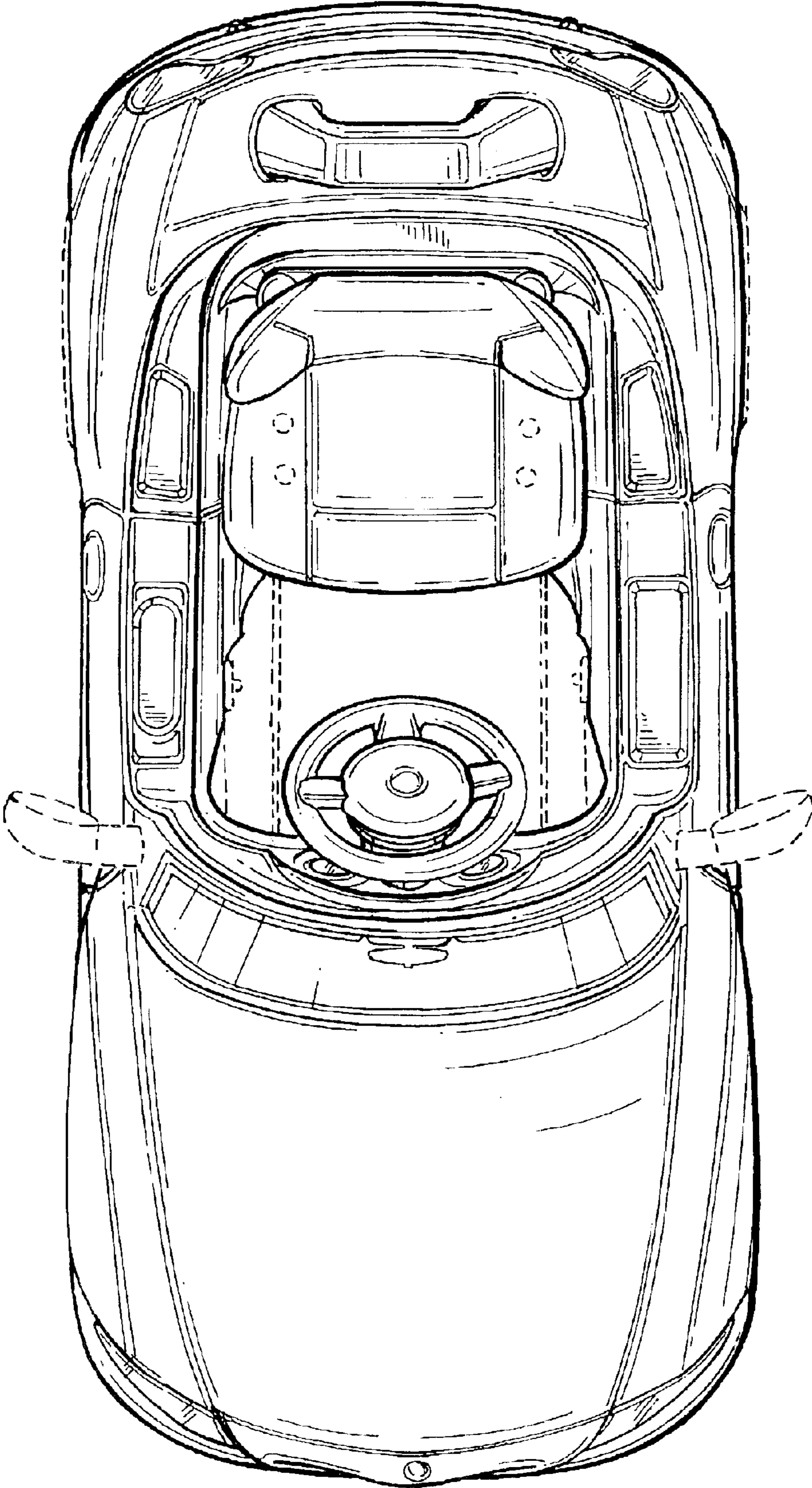


FIG. 6