

US00D508269S

(12) **United States Design Patent**
Wichinsky

(10) **Patent No.:** **US D508,269 S**

(45) **Date of Patent:** **** Aug. 9, 2005**

(54) **GAMING MACHINE CABINET**

D468,364 S * 1/2003 Beadell et al. D21/325
D472,936 S * 4/2003 Ohtomi et al. D21/325

(76) **Inventor:** **Michael Wichinsky**, 711 Lacy La., Las Vegas, NV (US) 89107

* cited by examiner

(**) **Term:** **14 Years**

Primary Examiner—Sandra L. Morris
(74) *Attorney, Agent, or Firm*—Robert Ryan Morishita; Anderson & Morishita, LLC

(21) **Appl. No.:** **29/201,927**

(22) **Filed:** **Mar. 23, 2004**

(57) **CLAIM**

(51) **LOC (8) Cl.** **21-03**

The ornamental design for a gaming machine cabinet, as shown and described.

(52) **U.S. Cl.** **D21/369; D21/325**

(58) **Field of Search** D21/325, 329,
D21/369-371, 374, 385; 273/138.1; 463/16-17,
20, 46-47

DESCRIPTION

(56) **References Cited**

U.S. PATENT DOCUMENTS

- D374,895 S * 10/1996 Mochizuki D21/327
- D411,582 S * 6/1999 Muraki et al. D21/325
- D421,631 S * 3/2000 Tsuda D21/329
- D421,774 S * 3/2000 Toriyama D21/325

FIG. 1 is a front, perspective view of the gaming machine cabinet;
FIG. 2 is a front view thereof;
FIG. 3 is a right side thereof;
FIG. 4 is a rear view thereof;
FIG. 5 is a left side view thereof; and,
FIG. 6 is top view thereof.

1 Claim, 6 Drawing Sheets




FIG. 1




FIG. 2




FIG. 3

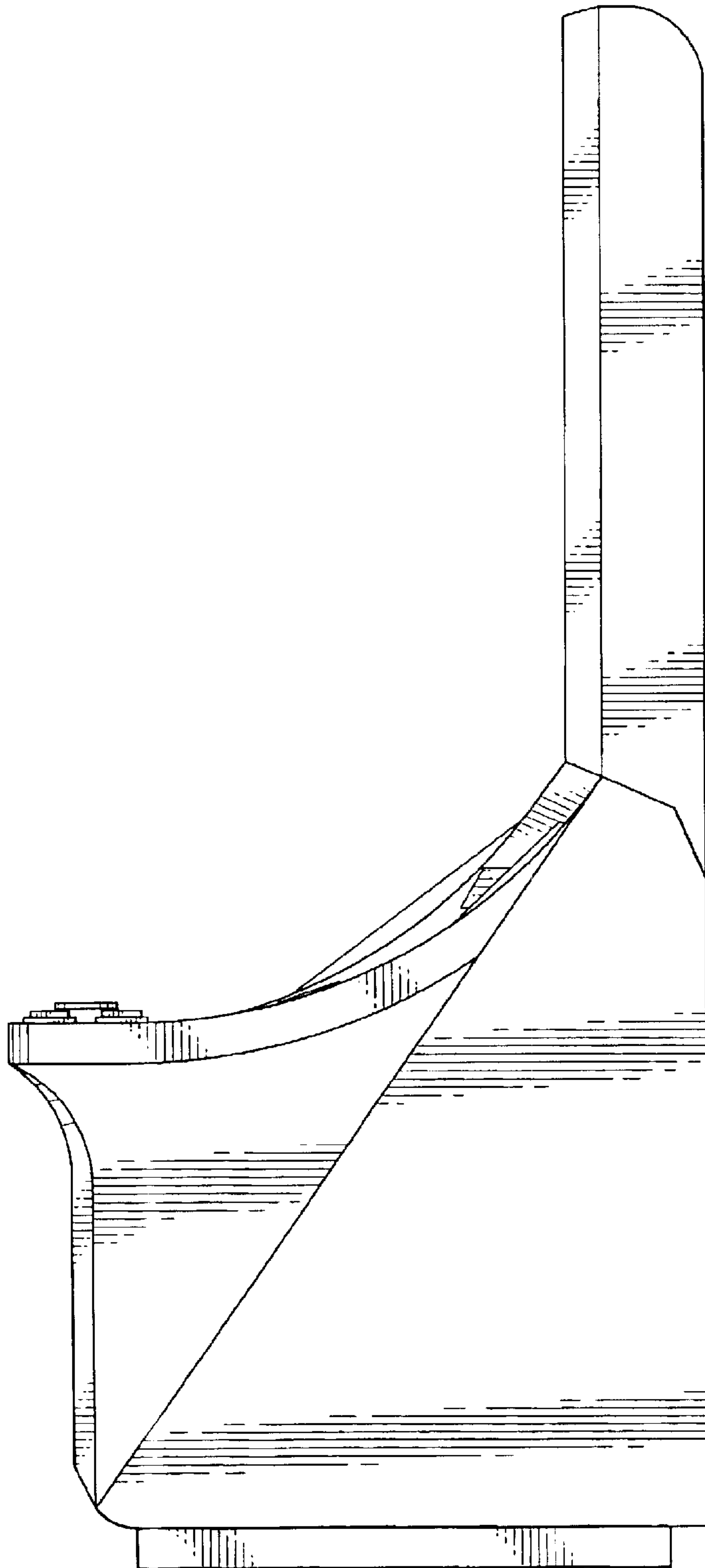


FIG. 4

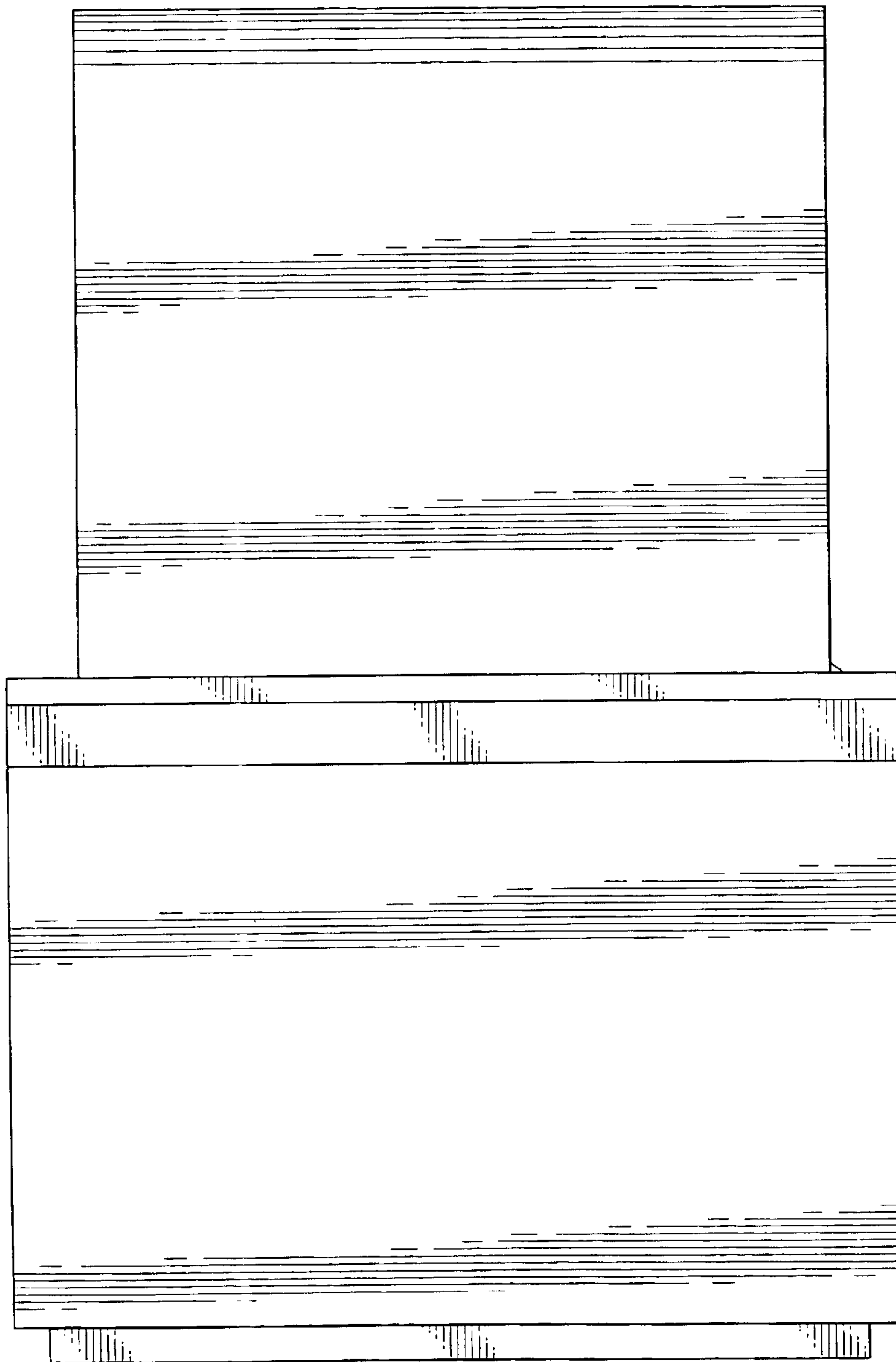


FIG. 5

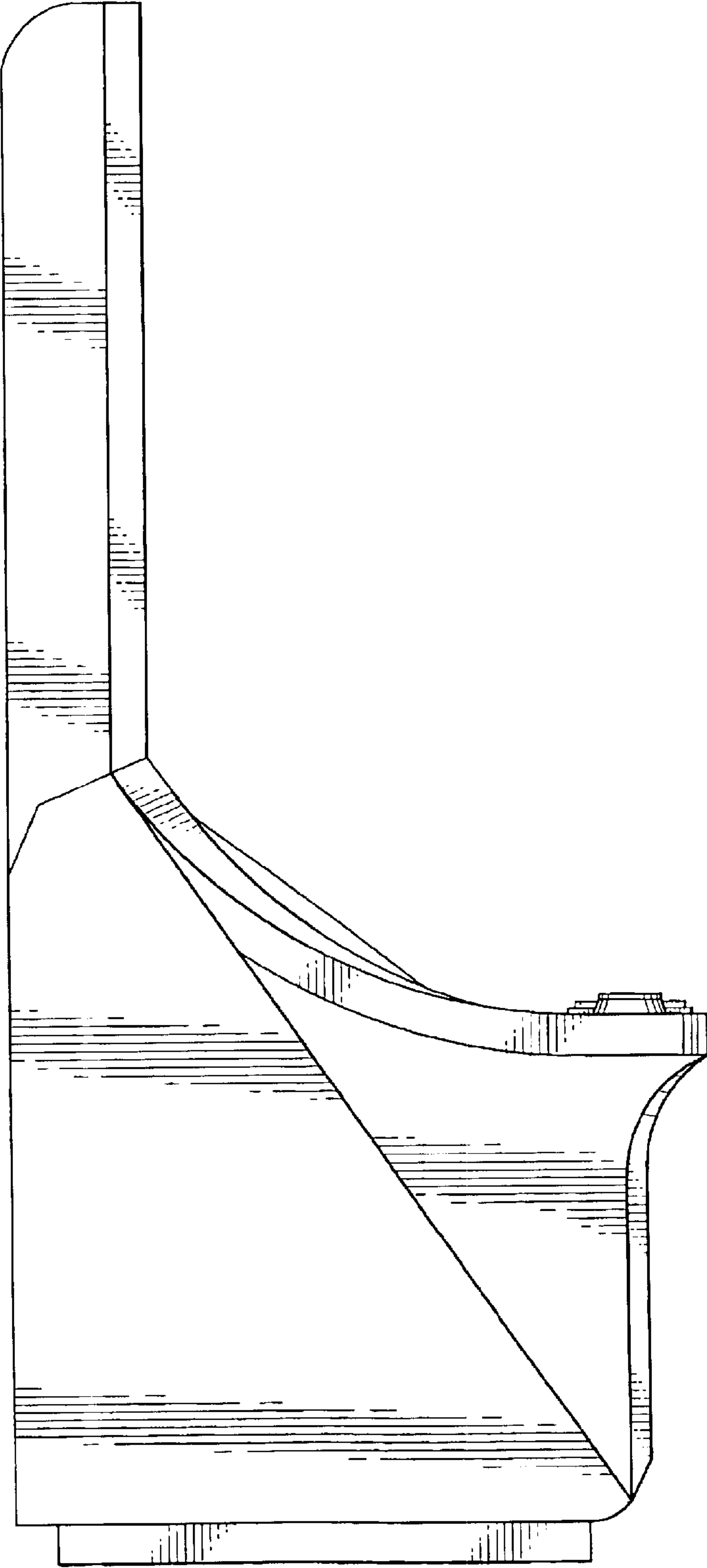


FIG. 6

