

US00D508264S

(12) **United States Design Patent**  
**Losel**

(10) **Patent No.:** **US D508,264 S**  
(45) **Date of Patent:** **\*\* Aug. 9, 2005**

(54) **BALL POINT PEN**

(75) **Inventor:** **Helmut Losel**, Brensbach (DE)

(73) **Assignee:** **Jacob Ritter GmbH**, Brensbach (DE)

(\*\*) **Term:** **14 Years**

(21) **Appl. No.:** **29/215,520**

(22) **Filed:** **Oct. 20, 2004**

(30) **Foreign Application Priority Data**

Apr. 24, 2004 (DE) ..... 4 04 02 598

(51) **LOC (8) Cl.** ..... **19-06**

(52) **U.S. Cl.** ..... **D19/50; D19/51; D19/56**

(58) **Field of Search** ..... D19/35, 36, 41-51,  
D19/53-58, 81-85; 401/6, 7, 88, 99-102,  
103-106, 107-110, 111-117, 209; 24/11 R,  
10 R, 11 P, 11 PP, 11 F, 11 M

(56) **References Cited**

**U.S. PATENT DOCUMENTS**

D319,844 S \* 9/1991 Grotsch et al. .... D19/48

D319,845 S \* 9/1991 Grotsch et al. .... D19/48  
D447,174 S \* 8/2001 Kamiyama ..... D19/43  
D476,684 S \* 7/2003 Rommel ..... D19/46  
D485,574 S \* 1/2004 Keil ..... D19/50  
D498,496 S \* 11/2004 Volk ..... D19/54

\* cited by examiner

*Primary Examiner*—Martie K. Holtje

(74) *Attorney, Agent, or Firm*—Smith, Gambrell & Russell,  
LLP

(57) **CLAIM**

The ornamental design for a ball point pen, as shown and described.

**DESCRIPTION**

FIG. 1 is a front view of a ball point pen of the present invention;

FIG. 2 is a rear view thereof;


FIG. 3 is a right side view thereof;

FIG. 4 is a left side view thereof;

FIG. 5 is a top plan view thereof; and,

FIG. 6 is a bottom view thereof.


**1 Claim, 1 Drawing Sheet**



**FIG. 1**




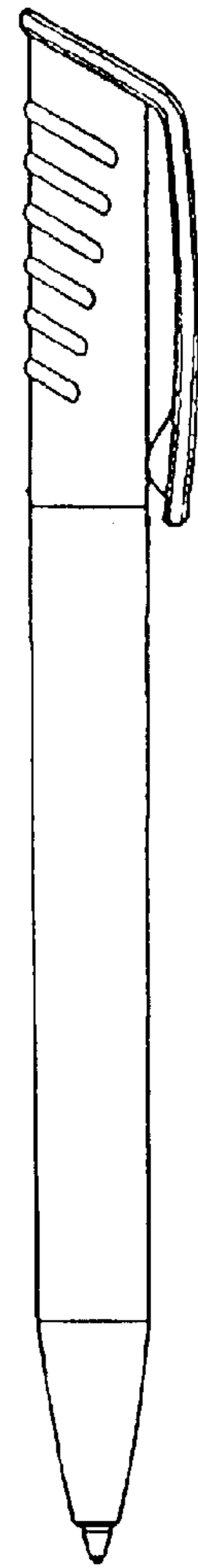
**FIG. 2**



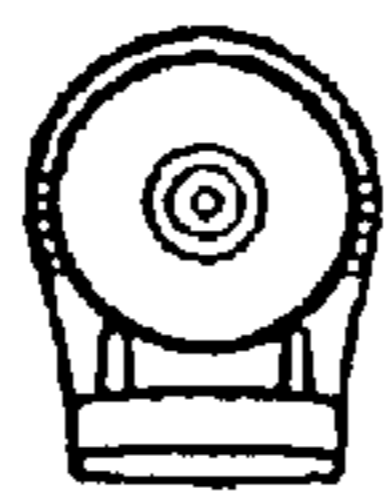
**FIG. 3**



**FIG. 4**



**FIG. 5**



**FIG. 6**