

US00D508245S

(12) **United States Design Patent** (10) **Patent No.:** **US D508,245 S**
Ozolins et al. (45) **Date of Patent:** **** Aug. 9, 2005**

(54) **PORTABLE ACCESS DEVICE**
(75) Inventors: **Helmars E. Ozolins**, Orient, NY (US);
Sigrid G. Moeslinger, New York, NY
(US); **Masamichi Udagawa**, New York,
NY (US)

6,249,672 B1 6/2001 Castiel
6,282,304 B1 8/2001 Novikov et al.
6,327,376 B1 12/2001 Harkin
6,404,862 B1 6/2002 Holt
D466,089 S * 11/2002 Suen D13/162
D466,119 S 11/2002 Funahashi et al.
2002/0003892 A1 1/2002 Iwanaga
2002/0174345 A1 11/2002 Patel

(73) Assignee: **Bloomberg LP**, New York, NY (US)

(**) Term: **14 Years**

FOREIGN PATENT DOCUMENTS

JP 2573693 1/1997

(21) Appl. No.: **29/208,850**

(22) Filed: **Jul. 7, 2004**

OTHER PUBLICATIONS

BioLink Products, <http://www.biolinkusa.com/products.htm>, retrieved Mar. 26, 2001

Related U.S. Application Data

(63) Continuation of application No. 29/188,427, filed on Aug. 18, 2003, now abandoned.

(51) **LOC (8) Cl.** **14-02**

(52) **U.S. Cl.** **D14/383**

(58) **Field of Search** D14/341-346,
D14/424, 383-386; 178/18.03; 345/104,
156, 168, 173; 349/12; 434/307 R, 308,
309, 317; 713/200, 201; D13/162

* cited by examiner

Primary Examiner—Freda S. Nunn

(74) *Attorney, Agent, or Firm*—Brown Raysman Millstein
Felder & Steiner

(56) **References Cited**

U.S. PATENT DOCUMENTS

D317,310 S 6/1991 Schwartz
5,347,580 A 9/1994 Molva et al.
5,467,403 A 11/1995 Fishbine et al.
5,546,471 A 8/1996 Merjanian
D373,318 S 9/1996 Berch et al.
5,652,602 A 7/1997 Fishman et al.
D396,452 S * 7/1998 Naruki D14/424
5,920,642 A 7/1999 Merjanian
6,028,950 A 2/2000 Merjanian
6,061,463 A 5/2000 Metz et al.
6,088,585 A 7/2000 Schmitt et al.
D429,725 S 8/2000 Morimiya
6,141,436 A 10/2000 Srey et al.
D433,413 S 11/2000 Rozenberg et al.
D435,522 S * 12/2000 Ohlwine et al. D13/162
6,175,922 B1 1/2001 Wang
D440,568 S 4/2001 Rozenberg
6,219,793 B1 4/2001 Li et al.

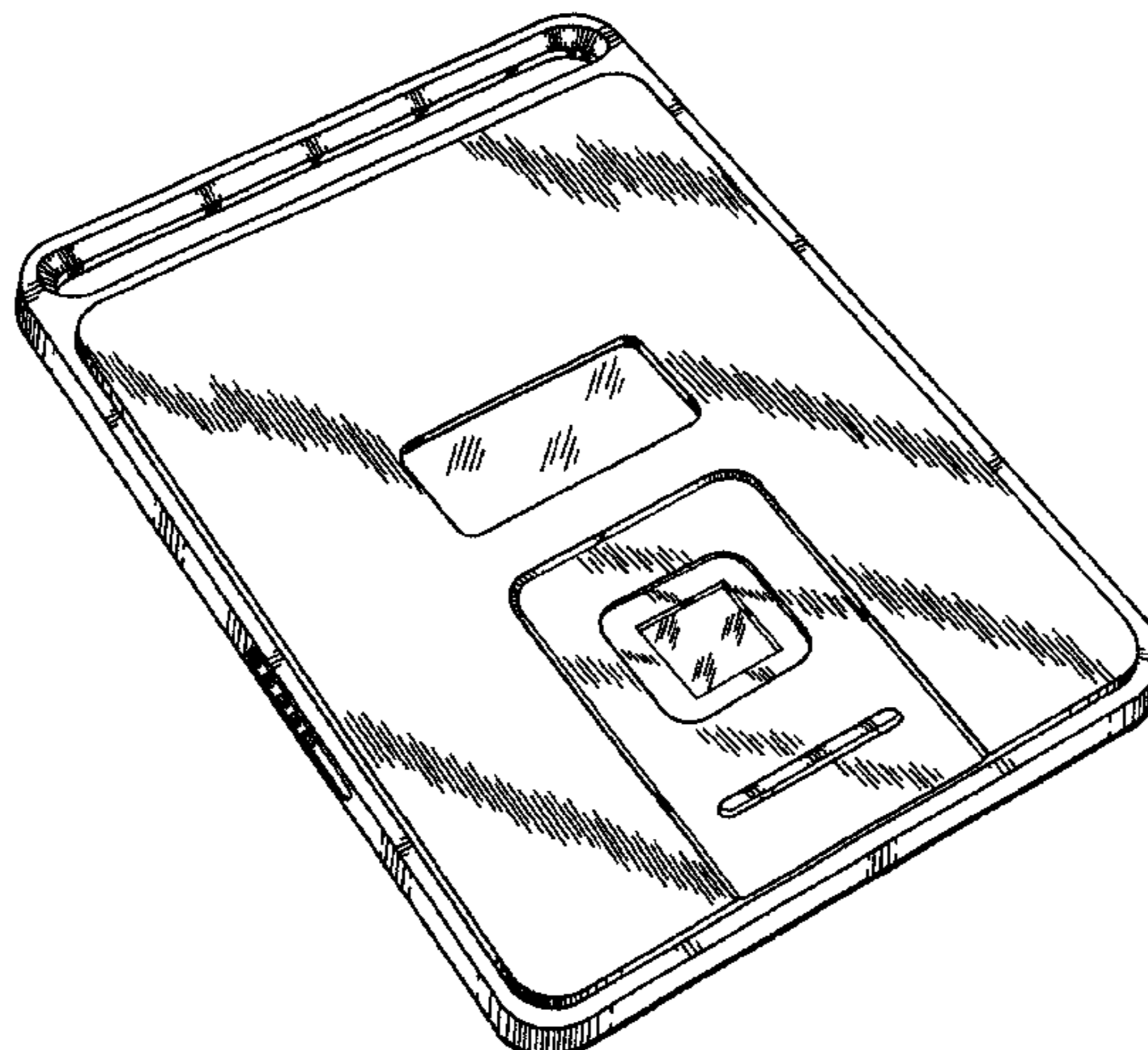
(57) **CLAIM**

We claim the ornamental design for a portable access device,
as shown and described.

DESCRIPTION

FIG. 1 is a front perspective view of our design for a portable
access device in an open configuration.
FIG. 2 is a front elevation thereof.
FIG. 3 is a rear elevation thereof.
FIG. 4 is a right side view thereof.
FIG. 5 is a left side view thereof.
FIG. 6 is a bottom view thereof.
FIG. 7 is a top view thereof.
FIG. 8 is a front perspective view thereof, in a closed
configuration.
FIG. 9 is a front perspective view of another embodiment of
our design for a portable access device.
FIG. 10 is a front elevation thereof.
FIG. 11 is a rear elevation thereof.
FIG. 12 is a right side view thereof.
FIG. 13 is a left side view thereof.
FIG. 14 is a bottom view thereof; and,
FIG. 15 is a top view thereof.

1 Claim, 7 Drawing Sheets



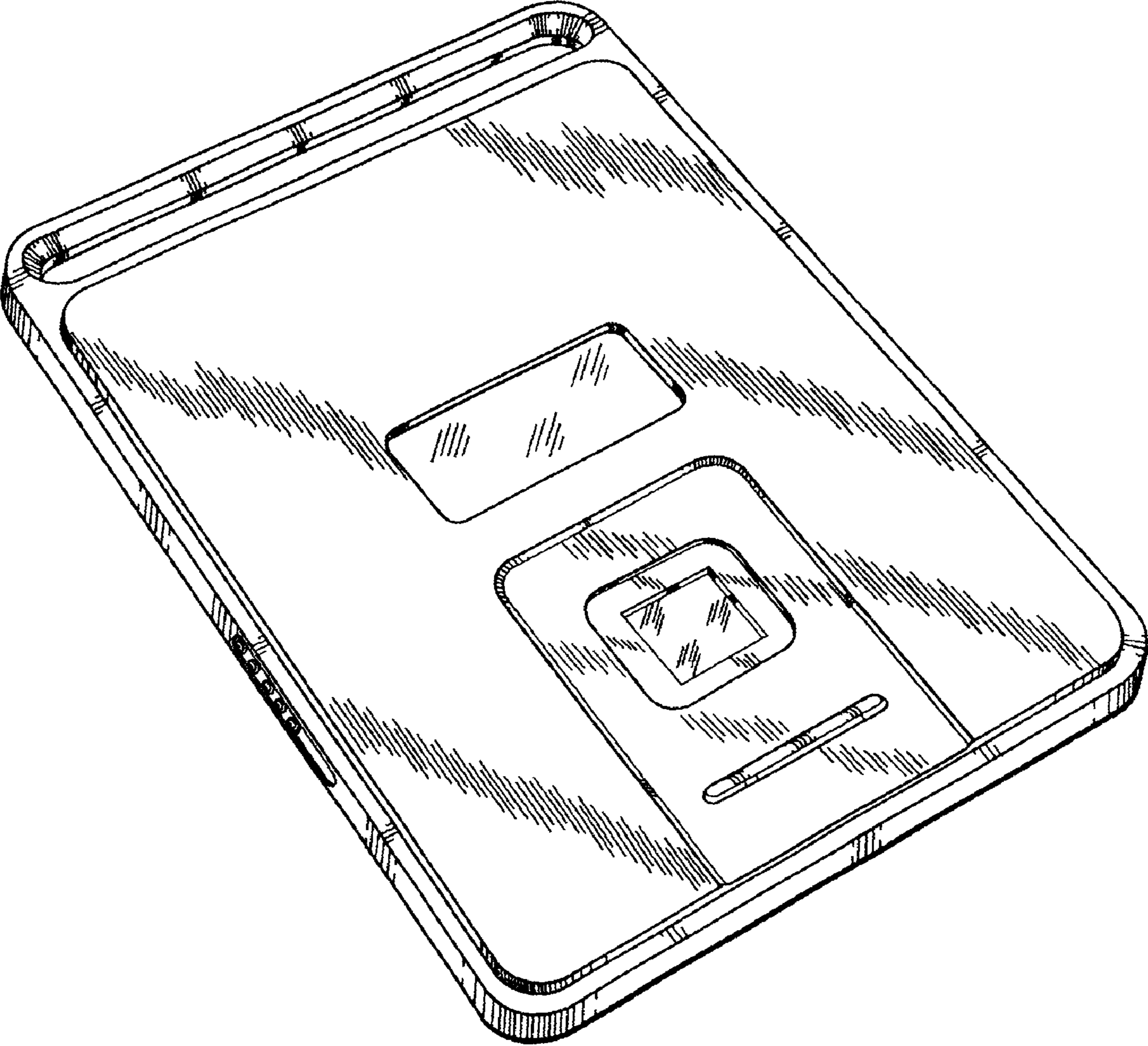


FIG. 1

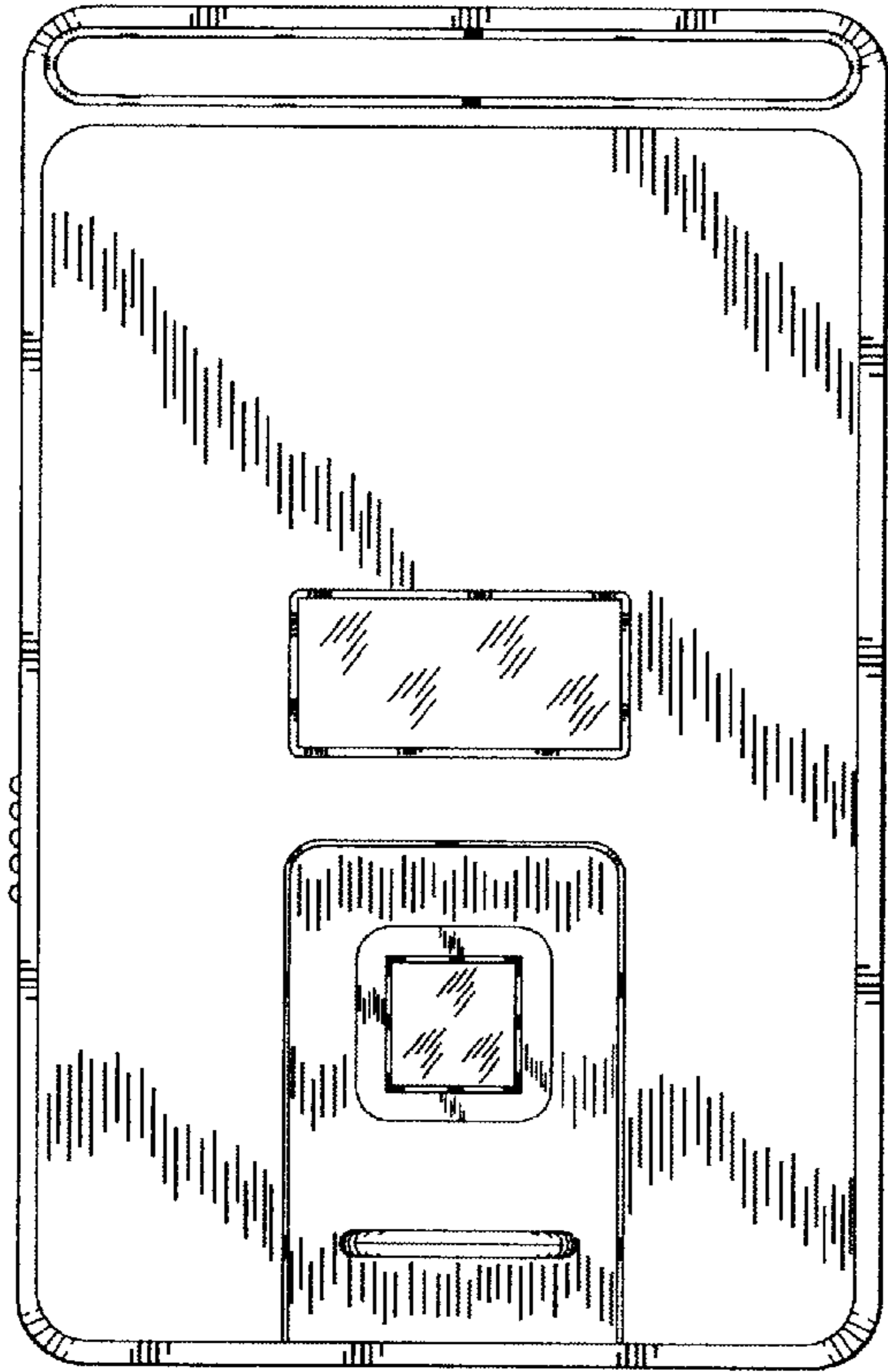


FIG. 2

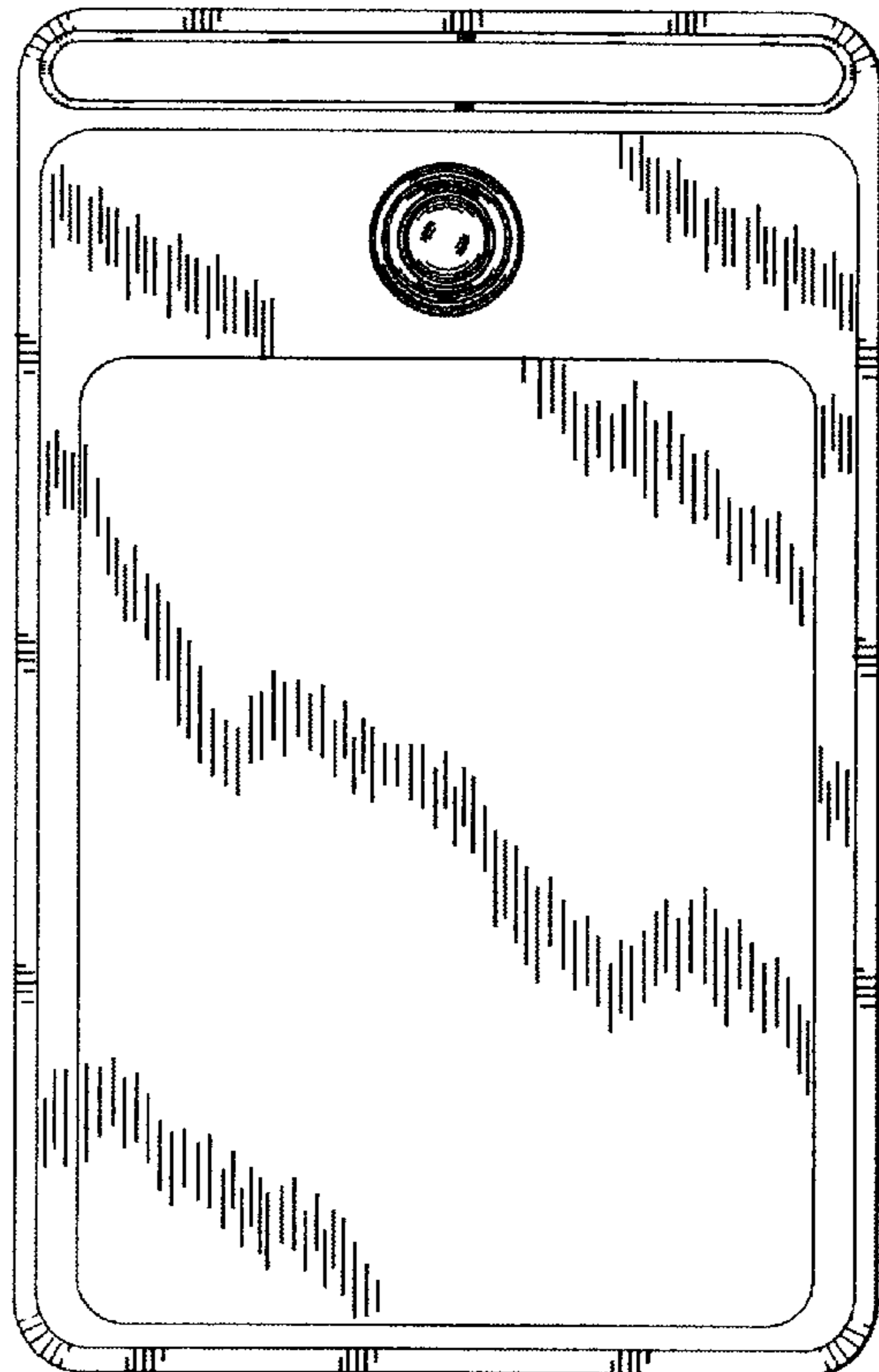


FIG. 3



FIG. 4



FIG. 5




FIG. 6



FIG. 7

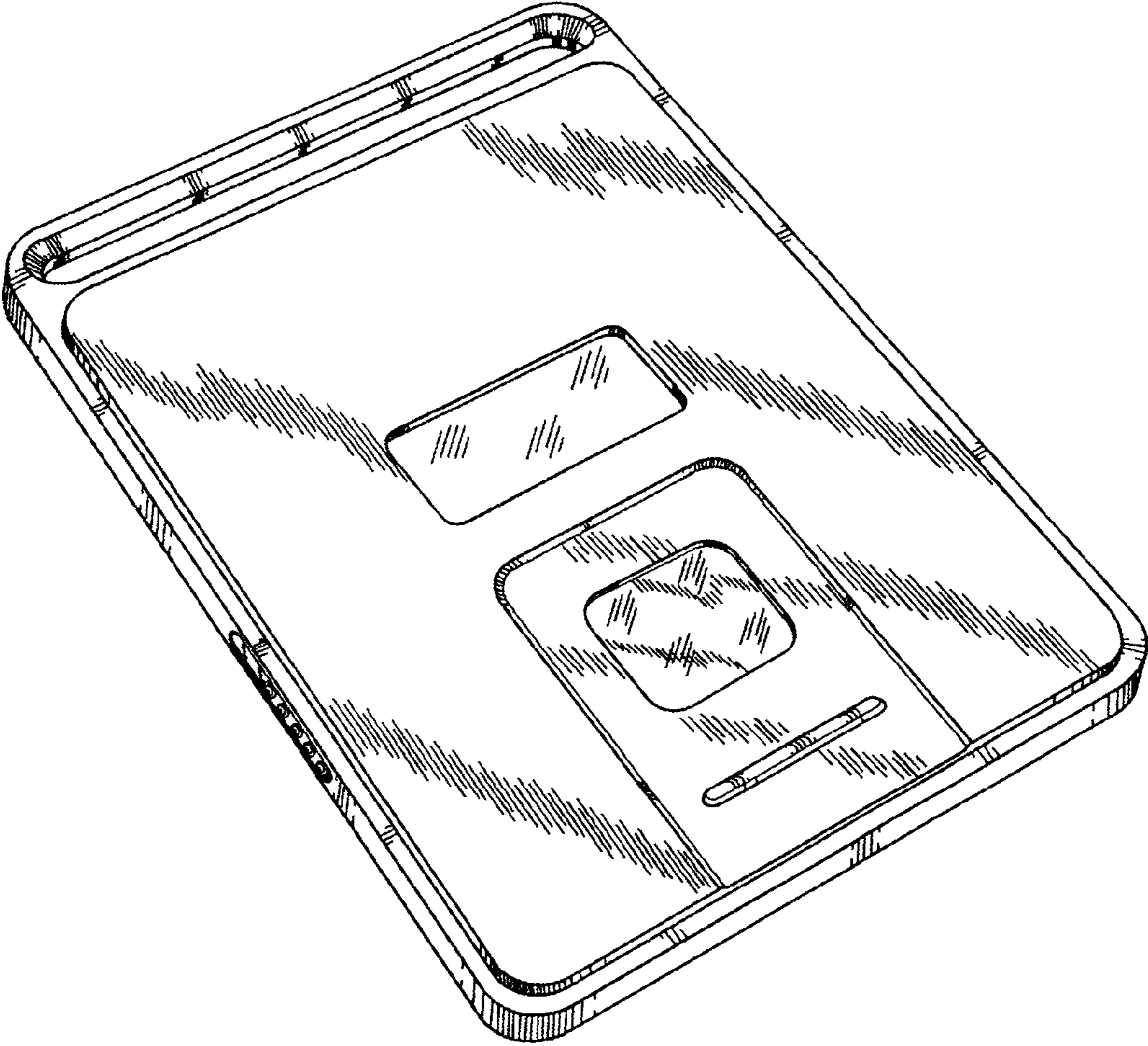


FIG. 8




FIG. 9

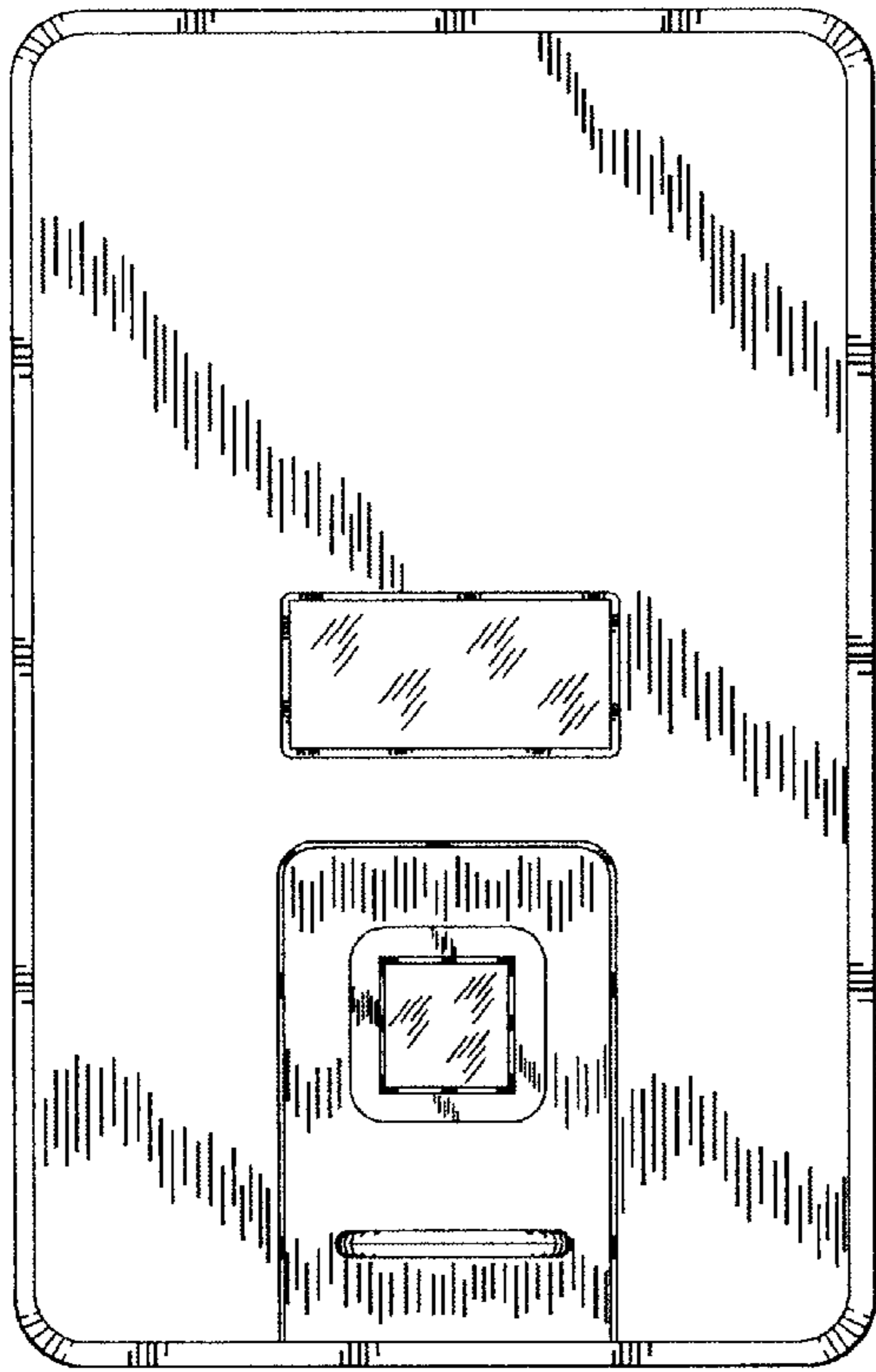


FIG. 10

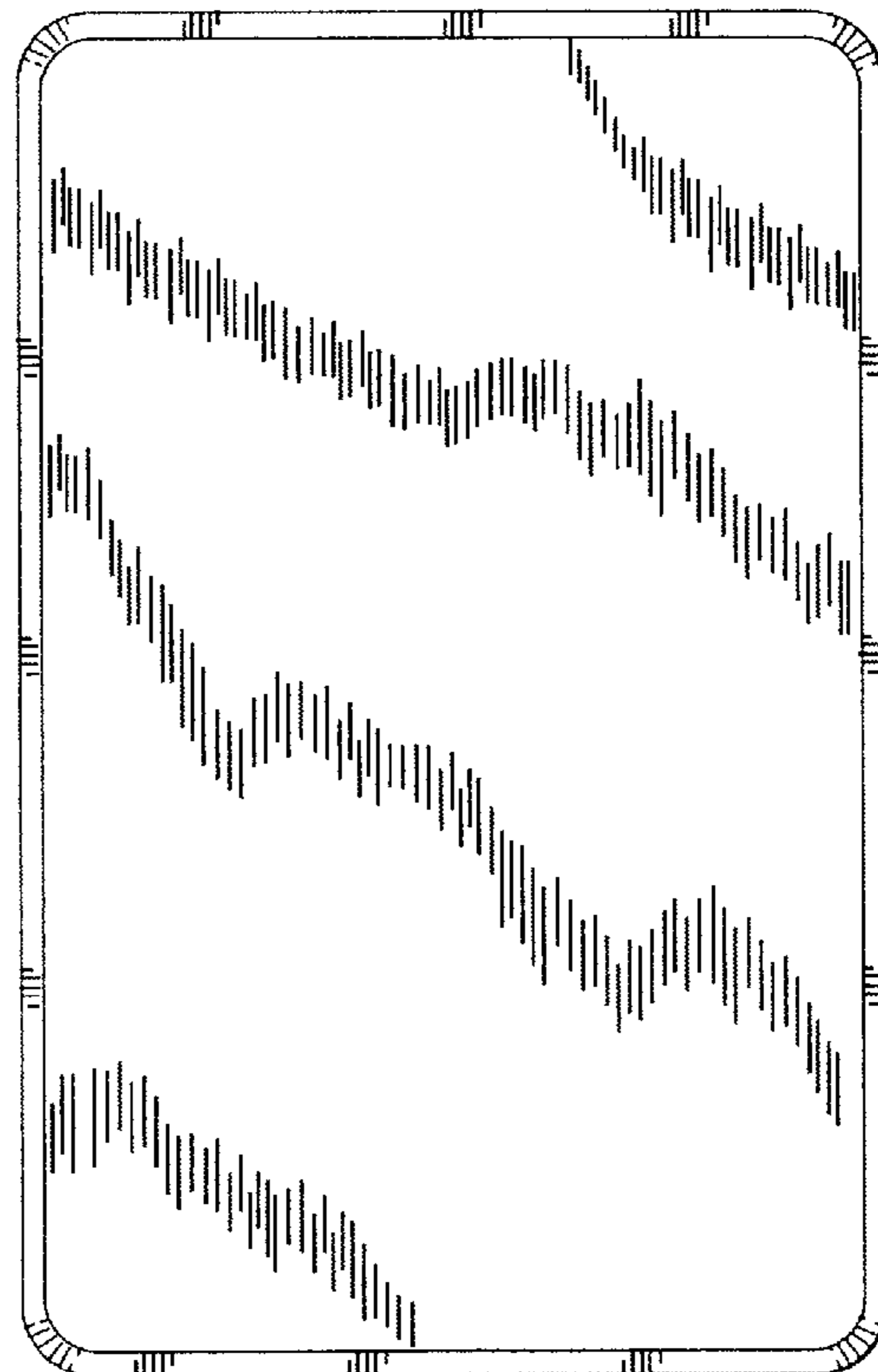


FIG. 11



FIG. 12



FIG. 13




FIG. 14




FIG. 15