

US00D508243S

(12) **United States Design Patent**
Fairhurst et al.

(10) **Patent No.:** **US D508,243 S**
(45) **Date of Patent:** **** Aug. 9, 2005**

(54) **ELECTRONIC SHOPPER**
(75) Inventors: **Angela L. Fairhurst**, Los Angeles, CA
(US); **Bruce Allen Rodgers**, Los Angeles, CA (US)
(73) Assignee: **Fairhurst Productions, Inc.**, Los Angeles, CA (US)
(**) Term: **14 Years**

5,426,423 A	*	6/1995	Raimbault et al.	340/5.91
D363,511 S		10/1995	Hui	D21/59
D407,122 S		3/1999	Tsai	D21/330
D409,352 S		5/1999	Nolte et al.	D99/28
D410,130 S		5/1999	Kerr et al.	D99/28
D411,992 S		7/1999	Willner et al.	D14/115
D438,179 S		2/2001	Wang-Tsai	D14/124
D441,170 S		4/2001	Ciesko et al.	D99/28
D448,810 S		10/2001	Goto	D21/332
D460,068 S	*	7/2002	Lanzaro et al.	D14/341
6,640,594 B1		11/2003	Yao	70/227

(21) Appl. No.: **29/206,304**
(22) Filed: **May 27, 2004**

* cited by examiner

(51) **LOC (8) Cl.** **14-02**
(52) **U.S. Cl.** **D14/346**
(58) **Field of Search** D14/341-346,
D14/218, 371, 374, 375, 387-389; D19/59,
60; 345/104, 156, 168, 173; 178/18.03;
349/12; D18/1, 2, 7; 224/411; 340/5.91;
705/1, 14

Primary Examiner—Freda S. Nunn
(74) *Attorney, Agent, or Firm*—Haverstock & Owens LLP

(57) **CLAIM**

We claim the ornamental design for an electronic shopper, as shown and described.

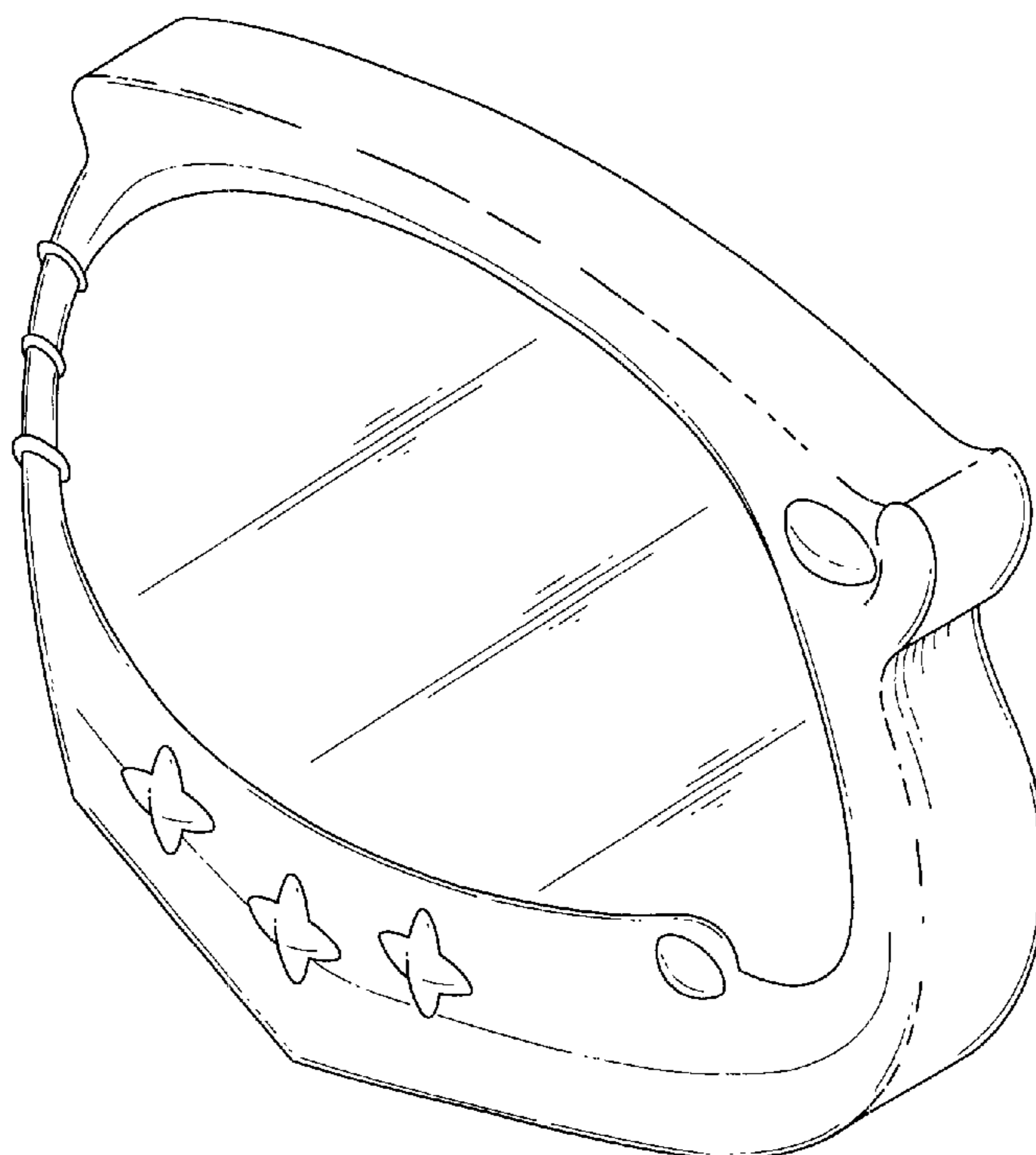
DESCRIPTION

FIG. 1 is a front perspective view of a preferred embodiment of an electronic shopper showing our new design; FIG. 2 is a front view of the electronic shopper; FIG. 3 is a back view of the electronic shopper; FIG. 4 is a left side view of the electronic shopper; FIG. 5 is a right side view of the electronic shopper; FIG. 6 is a first end view of the electronic shopper; and, FIG. 7 is a second end view of the electronic shopper.

(56) **References Cited**
U.S. PATENT DOCUMENTS

2,677,338 A	5/1954	Sassetti et al.	109/59
D280,530 S	9/1985	Sugiyama	D19/60
D299,252 S	* 1/1989	Goldberg	D18/7
4,988,025 A	* 1/1991	Lipton et al.	224/411
5,111,196 A	* 5/1992	Hunt	340/5.91
5,250,789 A	* 10/1993	Johnsen	705/14
5,295,064 A	* 3/1994	Malec et al.	705/1

1 Claim, 5 Drawing Sheets



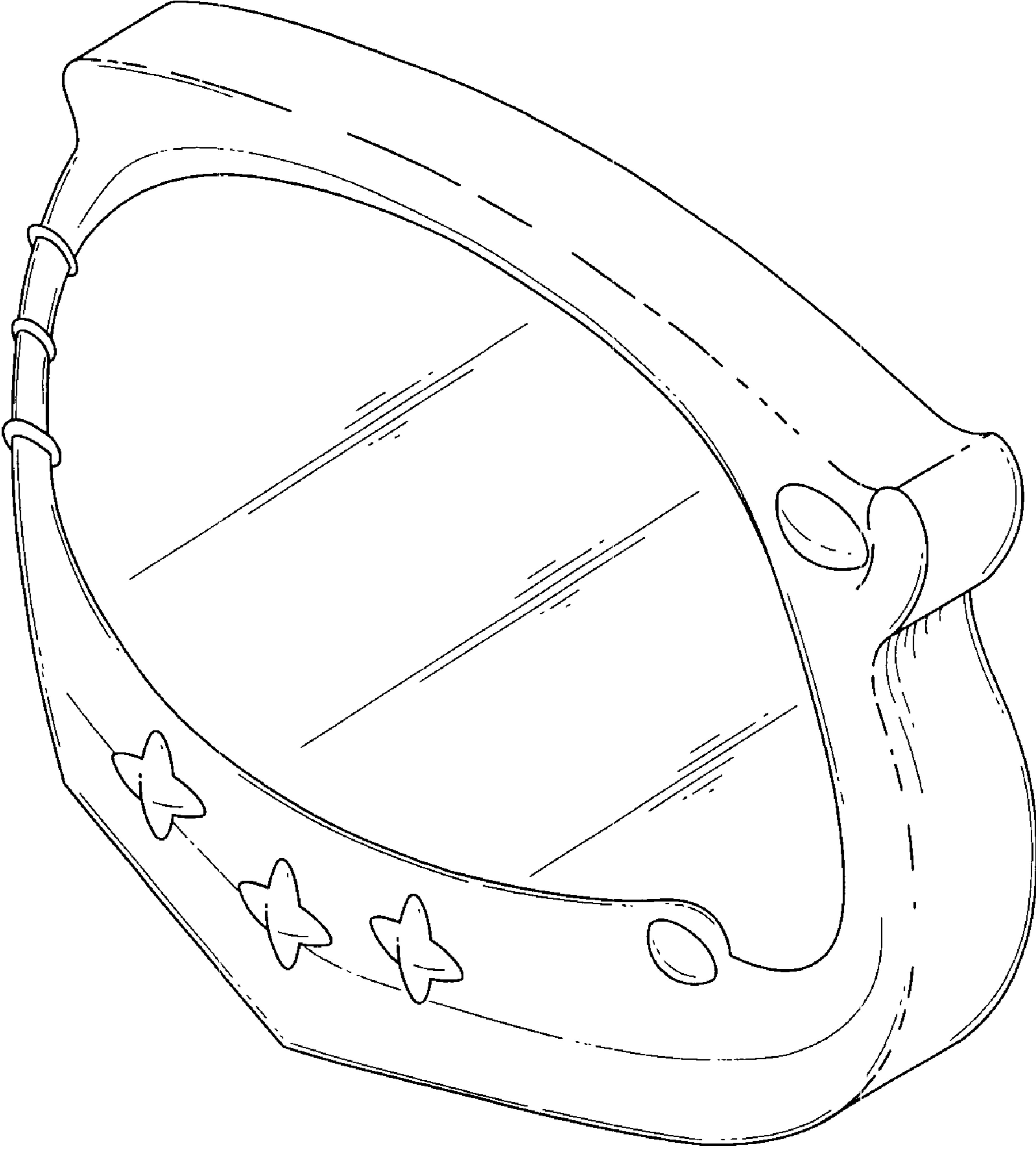


Fig. 1

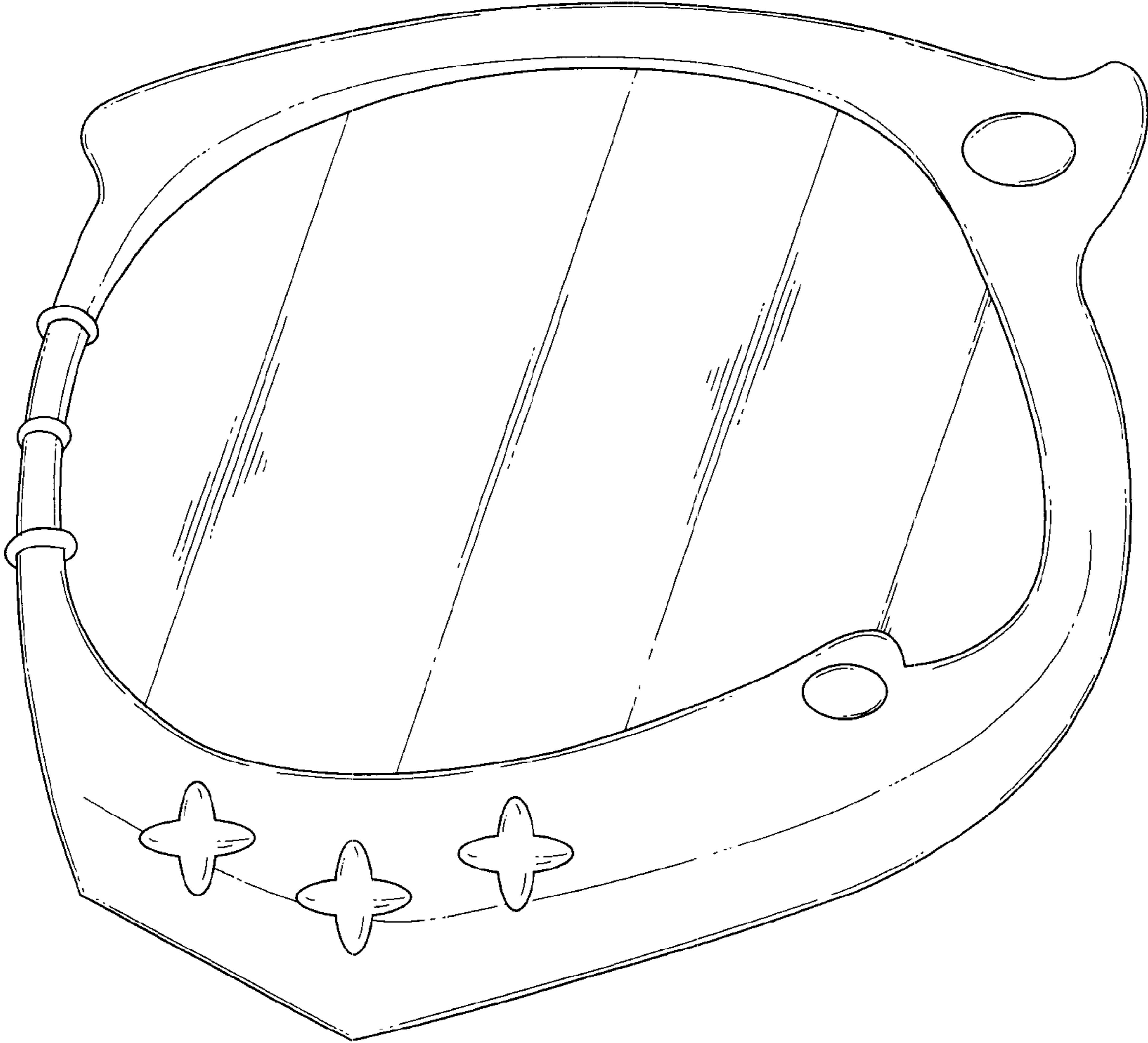


Fig. 2

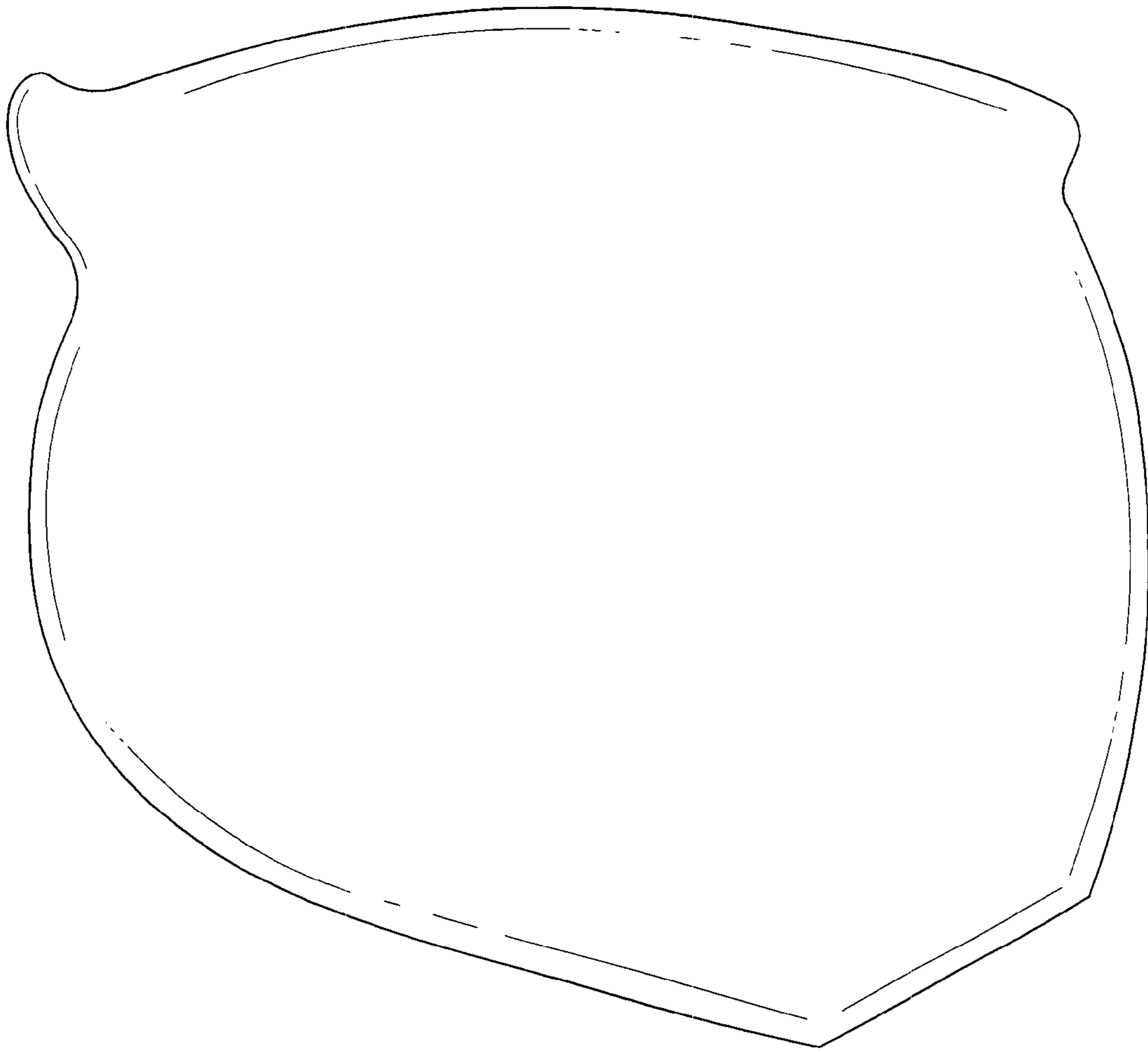


Fig. 3

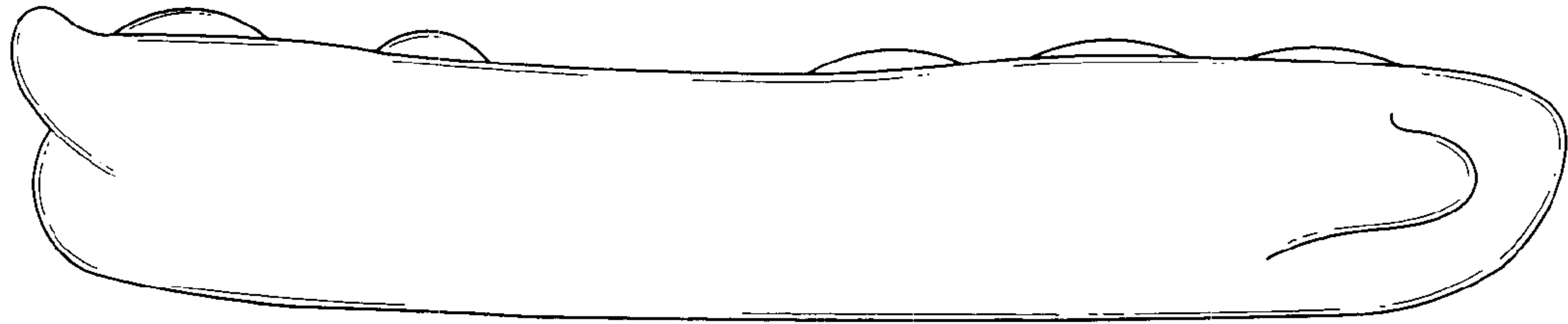


Fig. 4

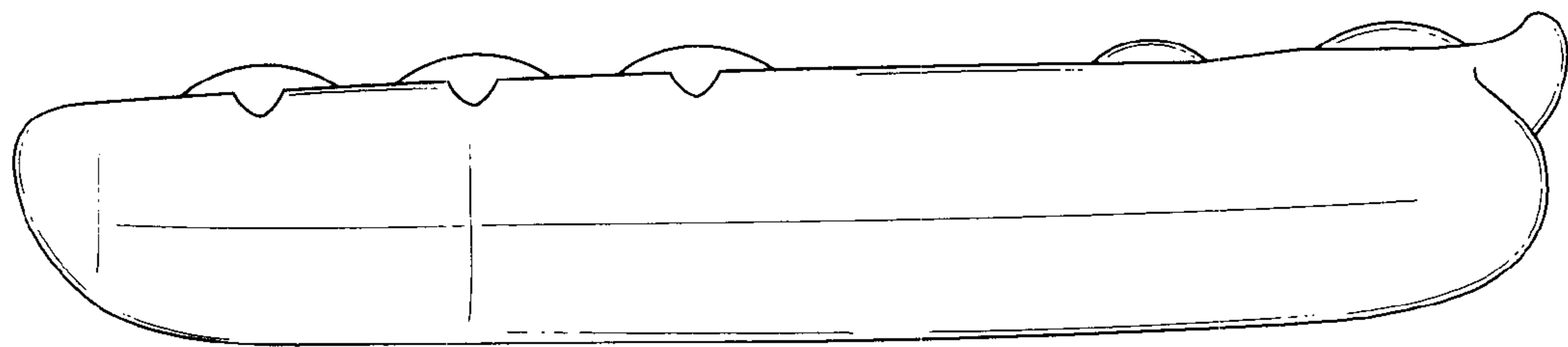


Fig. 5




Fig. 6

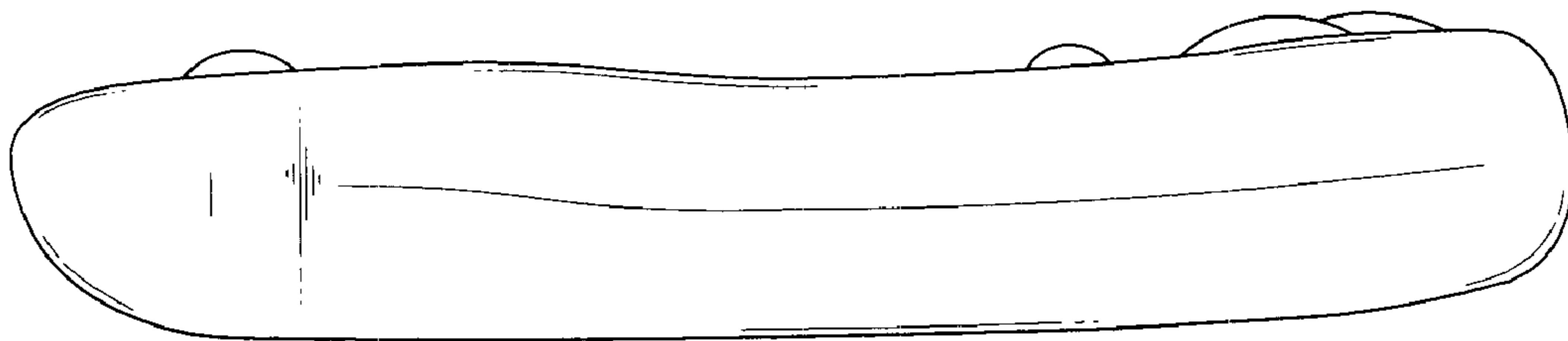


Fig. 7