

US00D508230S

(12) **United States Design Patent** (10) **Patent No.:** **US D508,230 S**
Loftus et al. (45) **Date of Patent:** **** Aug. 9, 2005**

(54) **POWER STRIP HOUSING**

(75) Inventors: **Pieter Loftus**, San Diego, CA (US);
Kenneth J. Brown, Chula Vista, CA
(US); **Matthew Wakeham**, New York,
NY (US)

(73) Assignee: **Leviton Manufacturing Co., Inc.**,
Little Neck, NY (US)

(**) Term: **14 Years**

(21) Appl. No.: **29/205,760**

(22) Filed: **May 20, 2004**

(51) **LOC (8) Cl.** **13-03**

(52) **U.S. Cl.** **D13/139.1**

(58) **Field of Search** D13/137.1-139.8,
D13/124, 133, 160, 162, 164, 178; 439/107,
152-160, 188, 484, 585, 650-654, 692,
694

(56) **References Cited**

U.S. PATENT DOCUMENTS

D270,629 S	*	9/1983	Drew	D13/139.7
D327,873 S	*	7/1992	Luu	D13/139.8
D368,893 S		4/1996	Harwood		
D379,965 S	*	6/1997	Parshad	D13/139.6
D390,190 S		2/1998	Stekelenburg		
D391,550 S	*	3/1998	Stekelenburg	D13/137.4
D399,825 S		10/1998	Heung		
D400,504 S	*	11/1998	Stekelenburg	D13/139.6
D400,505 S	*	11/1998	Yu	D13/139.6
D401,221 S		11/1998	Dwight		

D402,963 S	*	12/1998	Parshad	D13/139.6
D409,978 S		5/1999	Stekelenburg		
D420,602 S	*	2/2000	Lamar et al.	D10/40
D435,515 S	*	12/2000	Stekelenburg	D13/139.6
D435,516 S		12/2000	Stekelenburg		
D440,540 S		4/2001	Loh		
D443,250 S		6/2001	Lee		
D443,591 S		6/2001	Tong		
D445,091 S	*	7/2001	Tong et al.	D13/139.8
D458,225 S		6/2002	Stekelenburg		
D460,416 S	*	7/2002	Stekelenburg	D13/139.6
D466,079 S	*	11/2002	Stekelenburg	D13/139.8
D467,875 S		12/2002	Barger		
D473,190 S		4/2003	Fan		
D489,685 S	*	5/2004	Yu	D13/139.8
D495,658 S		9/2004	Cho		

* cited by examiner

Primary Examiner—Alan P. Douglas
Assistant Examiner—Rosemary Tarcza
(74) *Attorney, Agent, or Firm*—Paul J. Sutton

(57) **CLAIM**

The ornamental design for a power strip housing, as shown and described.

DESCRIPTION

FIG. 1 is a top view showing a new design of a power strip housing;
FIG. 2 is a right side perspective view thereof;
FIG. 3 is a rear perspective view thereof; and,
FIG. 4 is a bottom perspective view thereof.

1 Claim, 4 Drawing Sheets

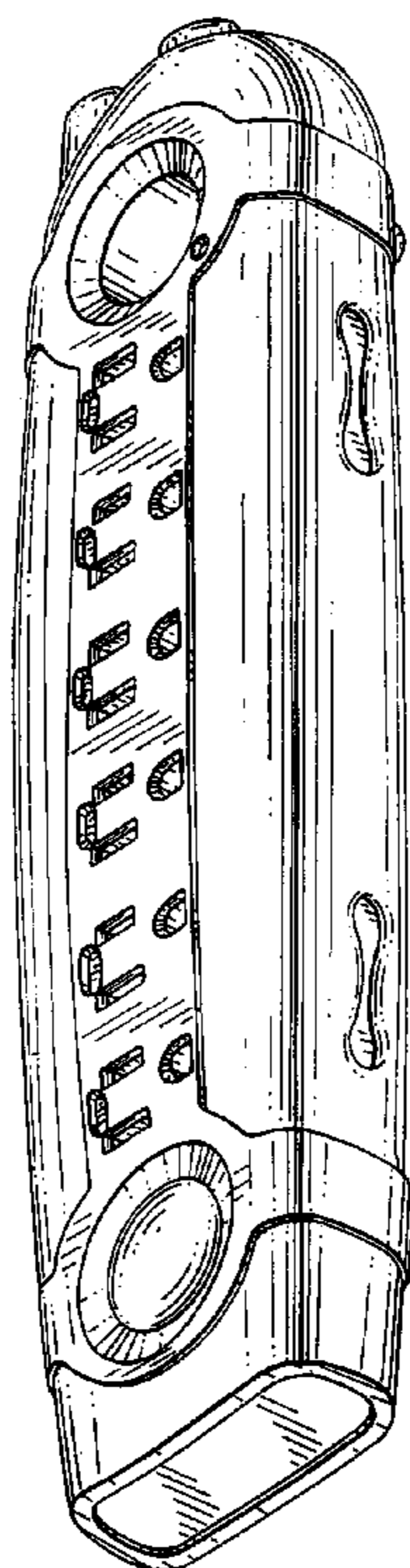


FIG. 1

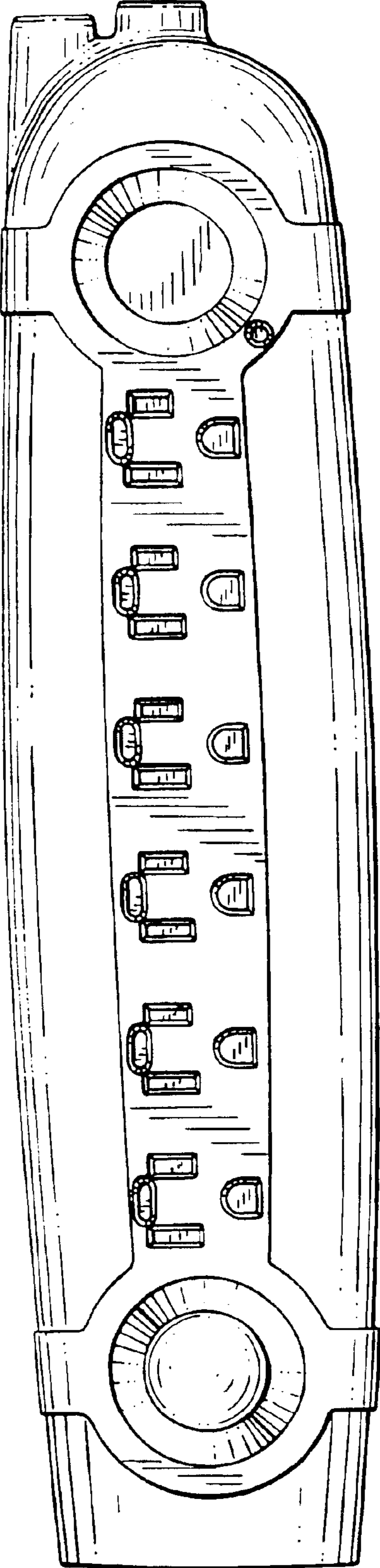


FIG. 2

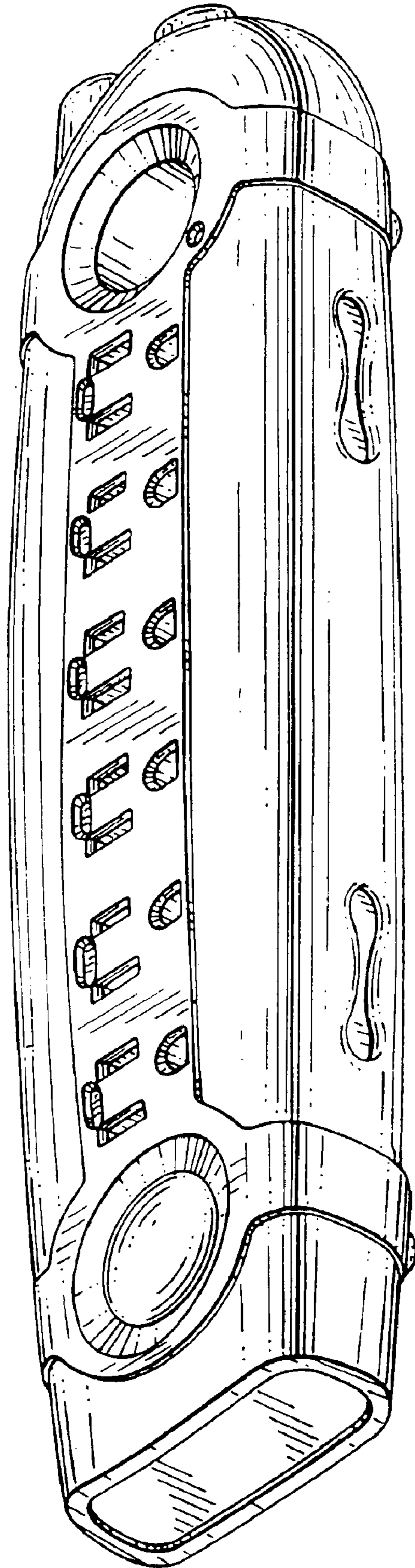


FIG. 3

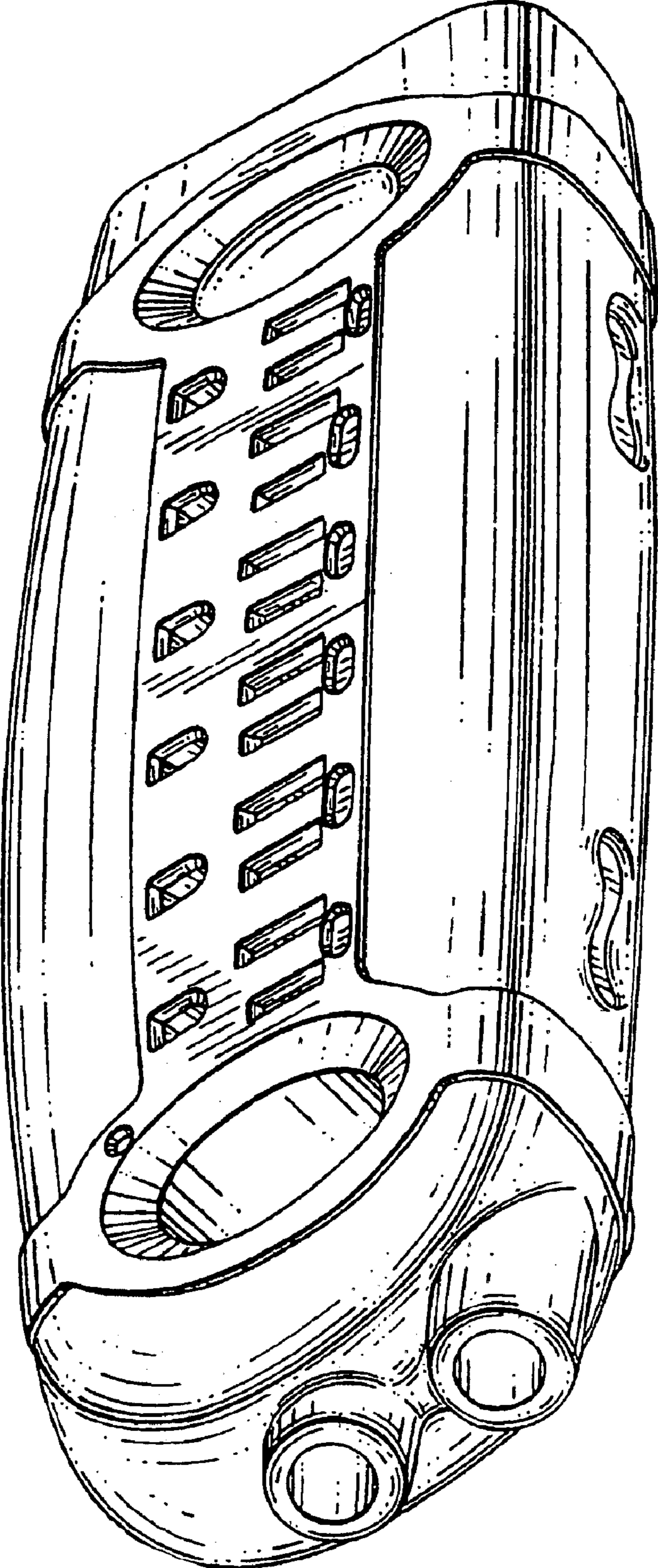


FIG. 4

