

US00D508224S

(12) **United States Design Patent**  
**Mays et al.**

(10) **Patent No.:** **US D508,224 S**  
(45) **Date of Patent:** **\*\* Aug. 9, 2005**

(54) **VEHICLE QUARTER PANEL**

(75) Inventors: **J C. Mays**, Bloomfield Hills, MI (US);  
**Larry R. Erickson**, Birmingham, MI (US)

(73) Assignee: **Ford Global Technologies, LLC**,  
Dearborn, MI (US)

(\*\*) Term: **14 Years**

(21) Appl. No.: **29/194,545**

(22) Filed: **Nov. 26, 2003**

(51) **LOC (8) Cl.** ..... **12-16**

(52) **U.S. Cl.** ..... **D12/184; D12/196**

(58) **Field of Search** ..... D12/196, 184,  
D12/190, 90-92; 280/152.1, 847-849, 851;  
296/185

(56) **References Cited**

**U.S. PATENT DOCUMENTS**

D391,911 S	*	3/1998	Lagaay et al.	.....	D12/196
D416,842 S	*	11/1999	Gabath	.....	D12/196
D452,469 S	*	12/2001	Sacco et al.	.....	D12/196
D467,853 S	*	12/2002	Warming	.....	D12/196
D472,193 S	*	3/2003	Sinkwitz	.....	D12/196

**OTHER PUBLICATIONS**

40 pages— Photographs of Commercial Parts.

\* cited by examiner

*Primary Examiner*—Melody N. Brown

(74) *Attorney, Agent, or Firm*—Gigette M. Bejin

(57) **CLAIM**

The ornamental design for a vehicle quarter panel, as shown and described.

**DESCRIPTION**

FIG. 1 is a perspective view of a vehicle quarter fender showing our new design.

FIG. 2 is a top view of the vehicle quarter panel shown in FIG. 1;


FIG. 3 is a front view of the vehicle quarter panel shown in FIG. 1;

FIG. 4 is a side view of the vehicle quarter panel of FIG. 1; and,

FIG. 5 is another perspective view of the vehicle quarter panel of FIG. 1 attached to the vehicle.

The bottom and rear views of the quarter panel are not part of the claimed design. The broken lines in the drawings of the quarter panel illustrate the environment of the design and are not part of the claimed design.

**1 Claim, 3 Drawing Sheets**







Figure 2

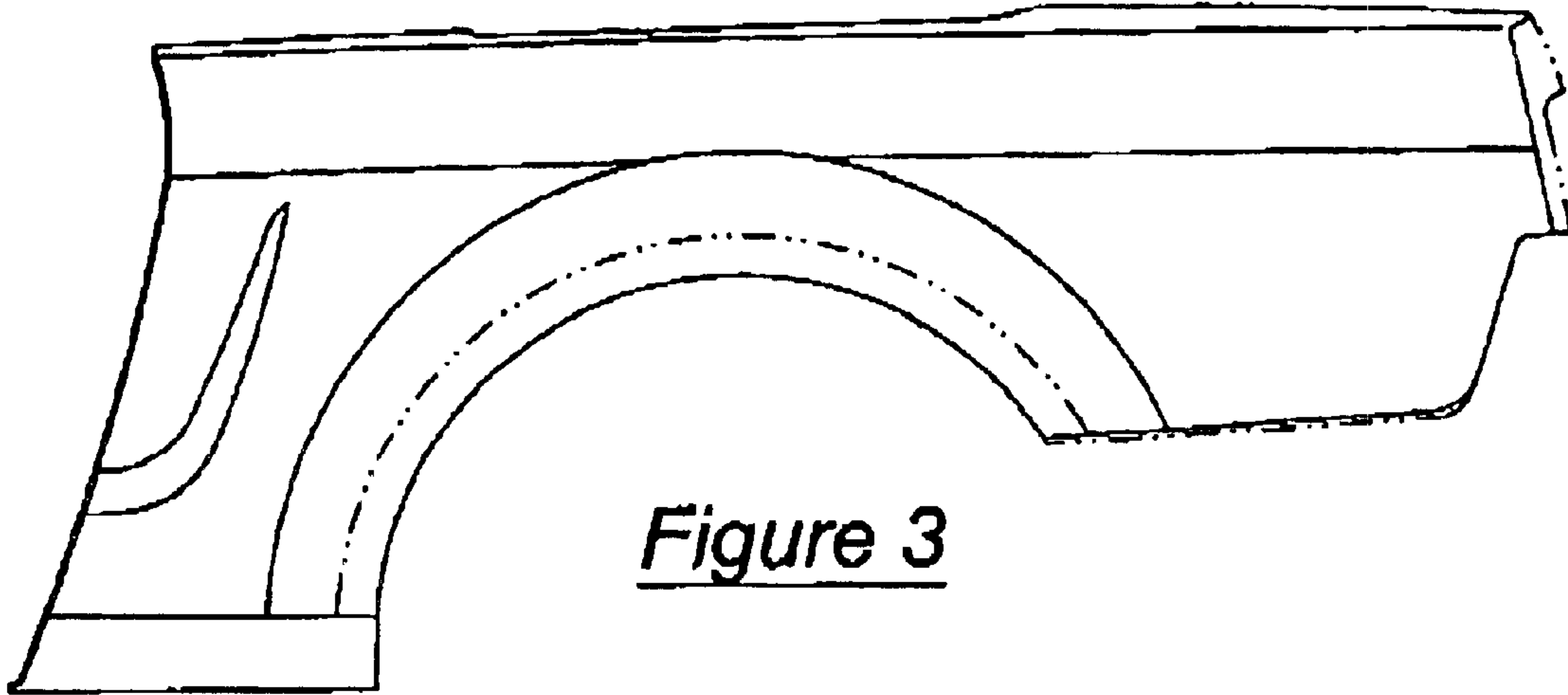


Figure 3

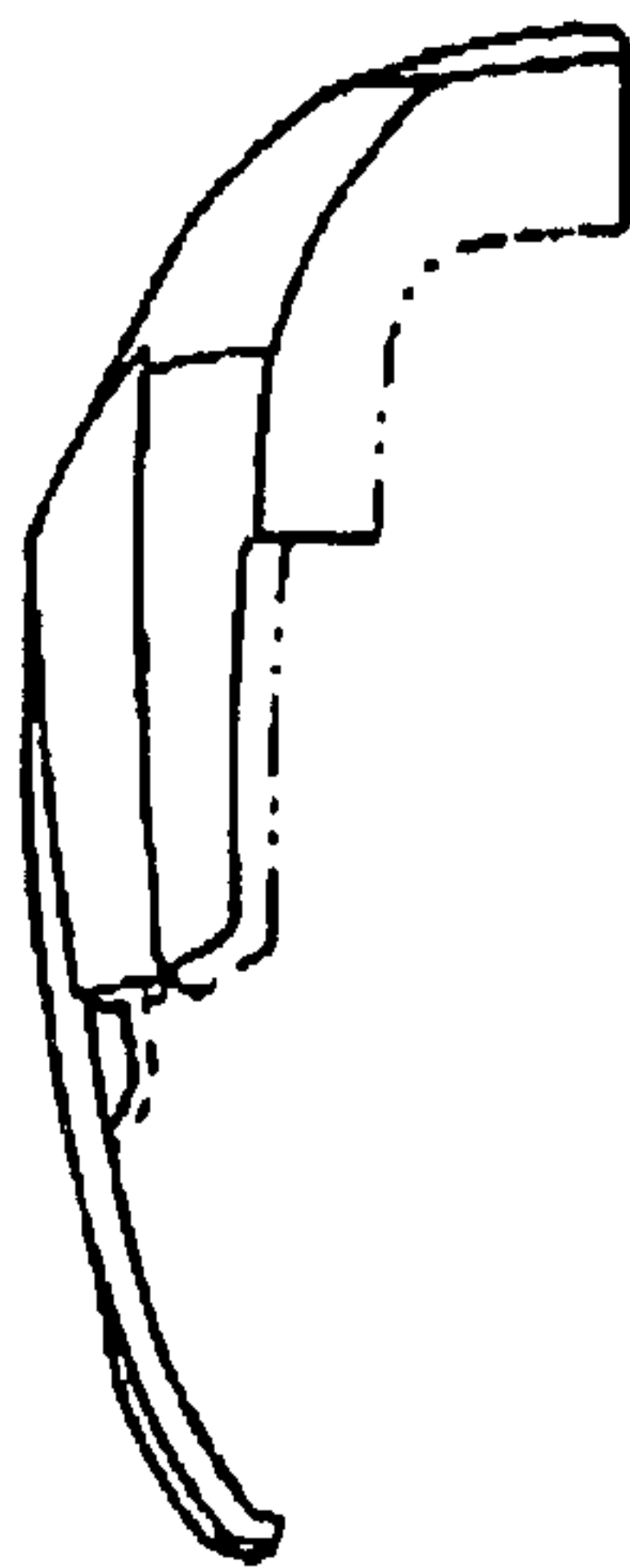


Figure 4

Figure 5

