



US00D508222S

(12) **United States Design Patent**
Tekavec

(10) **Patent No.:** **US D508,222 S**
(45) **Date of Patent:** **** Aug. 9, 2005**

(54) **AUTOMOBILE REAR BUMPER PROTECTOR**

(75) Inventor: **Robert E. Tekavec**, Brooklyn, NY (US)

(73) Assignee: **Chariot International Inc.**, Brooklyn, NY (US)

(**) Term: **14 Years**

(21) Appl. No.: **29/189,898**

(22) Filed: **Sep. 11, 2003**

(51) **LOC (8) Cl.** **12-16**

(52) **U.S. Cl.** **D12/167**

(58) **Field of Search** D12/167, 169,
D12/114, 400, 91, 98, 221; 296/3, 26, 50,
57.1, 39.2

(56) **References Cited**

U.S. PATENT DOCUMENTS

D327,465 S	*	6/1992	Word et al.	D12/196
D381,940 S	*	8/1997	Burton	D12/96
D387,722 S	*	12/1997	Fujinaka	D12/167
D437,810 S	*	2/2001	Runfolo	D12/167
D479,499 S	*	9/2003	Cameron et al.	D12/221
D479,821 S	*	9/2003	Clarkson	D12/196
D488,757 S	*	4/2004	Gough	D12/196

* cited by examiner

Primary Examiner—Melody N. Brown
(74) *Attorney, Agent, or Firm*—Anthony J. Casella; Gerald E. Hespos

(57) **CLAIM**

The ornamental design of an automobile rear bumper protector, as shown and described.

DESCRIPTION

FIG. 1 is a perspective view of an automobile rear bumper protector showing my new design as attached to the back of an automobile with the trunk door open;

FIG. 2 is a front elevational view of the automobile rear bumper protector of my new design;

FIG. 3 is a top plan view of the automobile rear bumper protector of my new design;

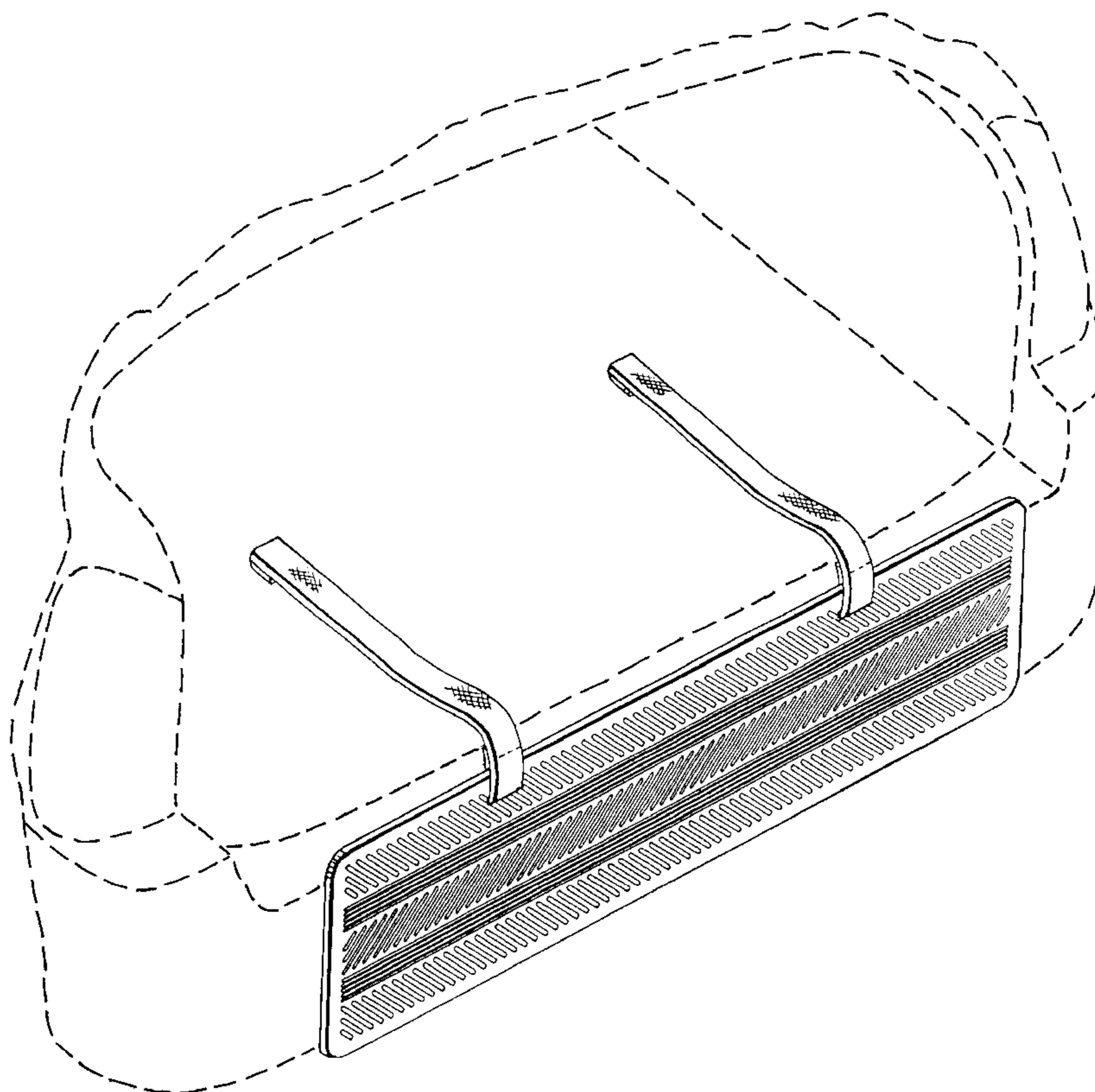
FIG. 4 is a left side elevational view of the automobile rear bumper protector of my new design as in FIG. 2, with the opposite side being identical;

FIG. 5 is a bottom plan view of the automobile rear bumper protector of my new design; and,

FIG. 6 is a rear elevational view of the automobile rear bumper protector of my new design.

The vehicle bumper portion shown in broken lines in the FIG. 1 drawing view is for illustrative purposes only and forms no part of the claimed design.

1 Claim, 4 Drawing Sheets



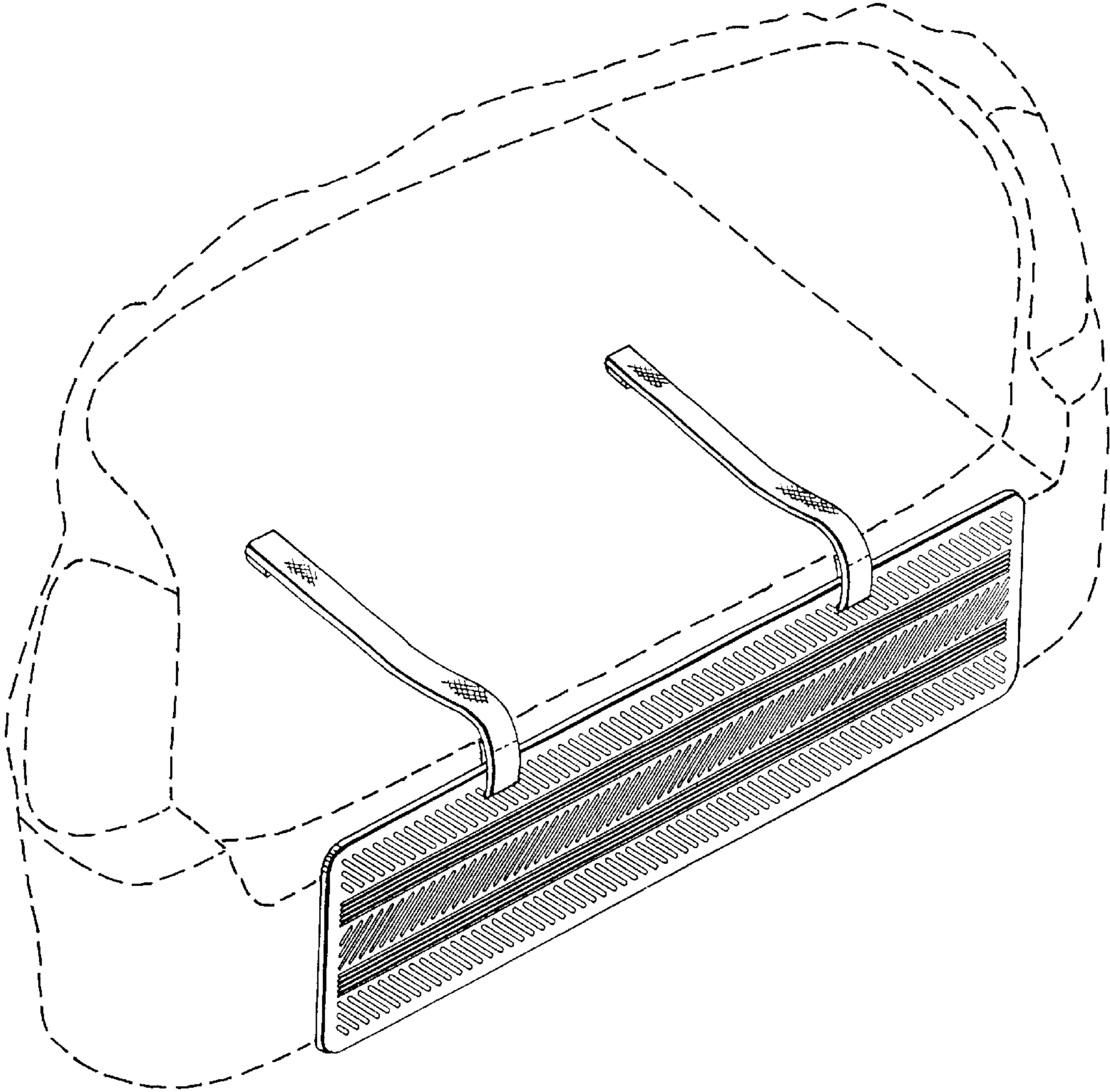


FIG. 1

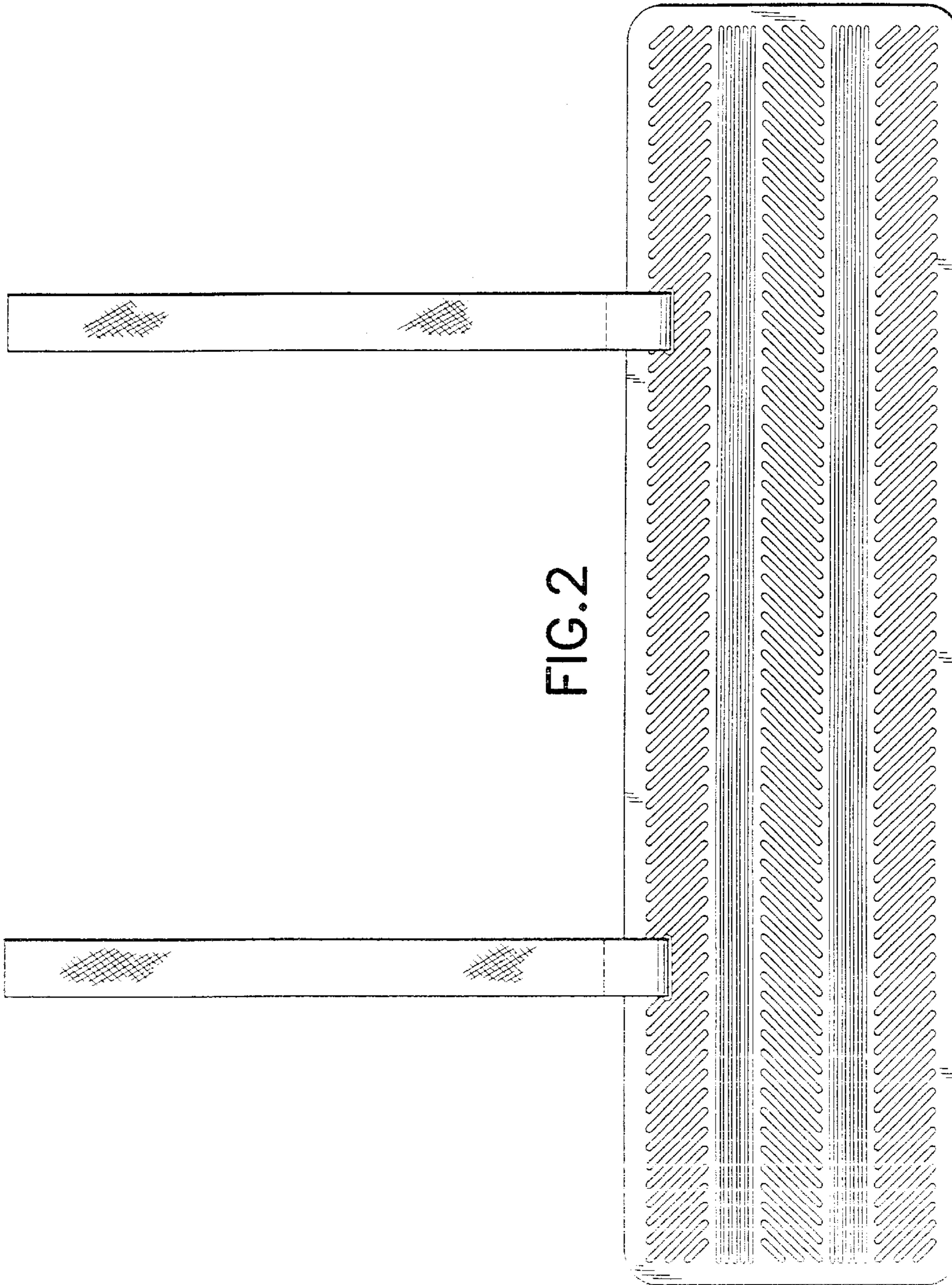



FIG. 4



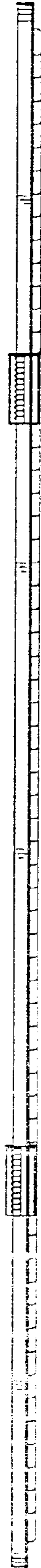


FIG. 3

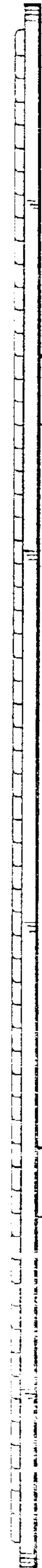


FIG. 5

