

US00D508211S

(12) **United States Design Patent**
Dreyfuss

(10) **Patent No.:** **US D508,211 S**
(45) **Date of Patent:** **** Aug. 9, 2005**

(54) **COMBINED WATCH AND BRACELET**

(75) **Inventor:** **Robert Mark Dreyfuss, London (GB)**

(73) **Assignee:** **Fabrique de montres Rotary S.A.**
(Rotary Watch Company Limited),
Neuchâtel (CH)

(**) **Term:** **14 Years**

(21) **Appl. No.:** **29/210,580**

(22) **Filed:** **Aug. 2, 2004**

(30) **Foreign Application Priority Data**

Mar. 24, 2004 (WO) DMA/006 222

(51) **LOC (8) Cl.** **10-02**

(52) **U.S. Cl.** **D10/32**

(58) **Field of Search** D10/1-39, 122-132;
368/276-277, 281-282, 285, 293-295;
D11/3-25; 63/1.1, 3, 5, 11; 224/164, 168,
178

(56) **References Cited**

U.S. PATENT DOCUMENTS

- D157,606 S * 3/1950 Lachman D10/38
- 4,236,239 A * 11/1980 Imgruth et al. 368/72
- D341,092 S * 11/1993 Wild D10/32
- D386,094 S * 11/1997 Ventrella D10/30
- D423,374 S * 4/2000 Deleskiewicz D10/32
- D440,886 S * 4/2001 Burgener D10/32
- D445,697 S * 7/2001 Hysek D10/30

- D447,704 S * 9/2001 Deguines D10/39
- D454,798 S * 3/2002 Gruosi D10/30
- D473,470 S * 4/2003 Nussbaum D10/30
- D476,582 S * 7/2003 Sugiura D10/32
- D496,589 S * 9/2004 Perrenoud D10/30
- D497,811 S * 11/2004 Modolo D10/32

* cited by examiner

Primary Examiner—Nelson C. Holtje

(74) *Attorney, Agent, or Firm*—McGlew and Tuttle, P.C.

(57) **CLAIM**

The ornamental design for a combined watch and bracelet, as shown and described.

DESCRIPTION

FIG. 1 is a top view of my new combined watch and bracelet design showing a first watch face;
 FIG. 2 is a rear view thereof;
 FIG. 3 is a front right side perspective view thereof;
 FIG. 4 is a right side view showing the watch in a position to change the displayed watch face;
 FIG. 5 is a front right side perspective view showing the watch in a position to be changed to display a second watch face;
 FIG. 6 is a front side view showing a second watch face;
 FIG. 7 is a front end view thereof;
 FIG. 8 is a rear end view thereof;
 FIG. 9 is a left side view thereof; and,
 FIG. 10 is a right side view thereof.

1 Claim, 3 Drawing Sheets






Fig. 1




Fig. 2



Fig. 3




Fig. 4



Fig. 5




Fig. 6




Fig. 7




Fig. 8




Fig. 9




Fig. 10