

US00D508209S

(12) **United States Design Patent** (10) **Patent No.:** **US D508,209 S**
Lamb et al. (45) **Date of Patent:** **** Aug. 9, 2005**

(54) **DISPENSER**

(75) Inventors: **John David Lamb**, Pewsey (GB);
Martin Christopher Bunce, Pewsey
(GB); **Alexander James Peacop**,
Devizes (GB); **Bruce Cummings**, New
York, NY (US); **William John Davis**,
Bath (GB)

D308,474 S	*	6/1990	Seager	D9/689
D317,253 S	*	6/1991	Seager	D9/689
D324,491 S	*	3/1992	Ball	D9/688
D335,817 S	*	5/1993	Greubel	D9/688
D388,319 S	*	12/1997	Lamb	D9/688
D422,902 S	*	4/2000	Kikuchi	D9/689
D423,922 S	*	5/2000	Ohchi et al.	D9/688
D426,773 S	*	6/2000	Warner et al.	D9/503
D490,699 S	*	6/2004	Nelson et al.	D9/689

(73) Assignee: **Colgate-Palmolive Company**, New
York, NY (US)

* cited by examiner

(**) Term: **14 Years**

Primary Examiner—Stella Reid
Assistant Examiner—Shanda C. Hill

(21) Appl. No.: **29/207,258**

(74) *Attorney, Agent, or Firm*—Clifford E. Wilkins

(22) Filed: **Jun. 10, 2004**

(57) **CLAIM**

(51) **LOC (8) Cl.** **09-01**

The ornamental design for a dispenser, as shown and described.

(52) **U.S. Cl.** **D9/689**; D9/688; D9/504

DESCRIPTION

(58) **Field of Search** D9/688, 689, 691,
D9/500, 502-4, 529, 575, 715, 719; 215/378,
382, 383, 385; 222/153.1, 153.11; 239/355,
337

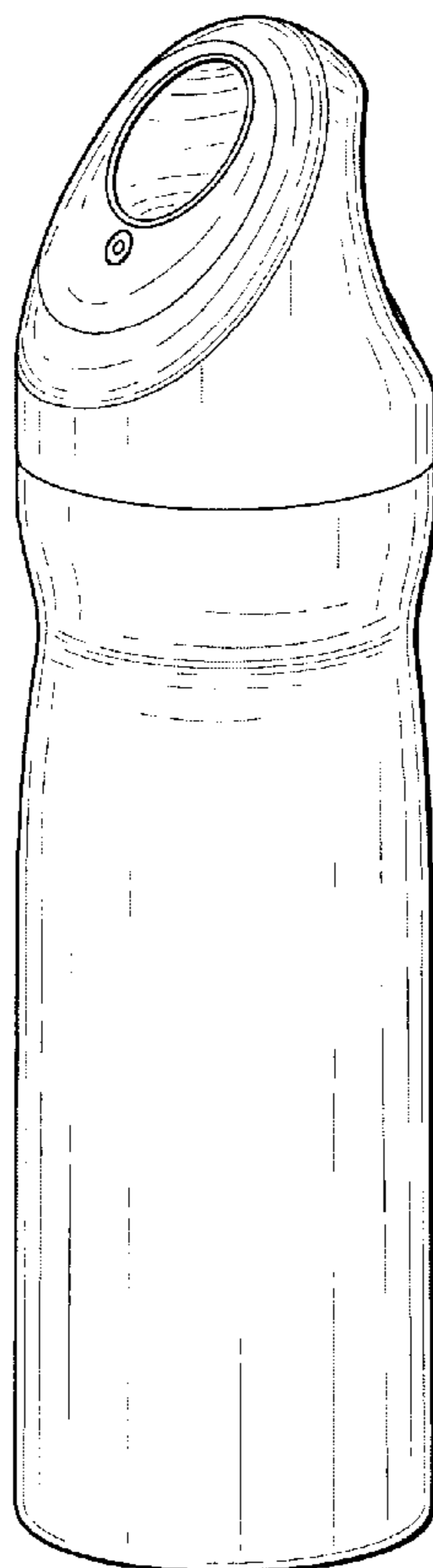
FIG. 1 is a perspective view of our design for a dispenser;
FIG. 2 is a front elevation view thereof.
FIG. 3 is a rear elevation view thereof.
FIG. 4 is a right side elevation view thereof, the left side
being a mirror image thereof.
FIG. 5 is a top plan view thereof; and,
FIG. 6 is a bottom plan view thereof.

(56) **References Cited**

U.S. PATENT DOCUMENTS

D205,552 S	*	8/1966	Meyers	D9/529
D219,333 S	*	12/1970	Doblin	D9/688
D220,941 S	*	6/1971	Usen	D9/688

1 Claim, 5 Drawing Sheets



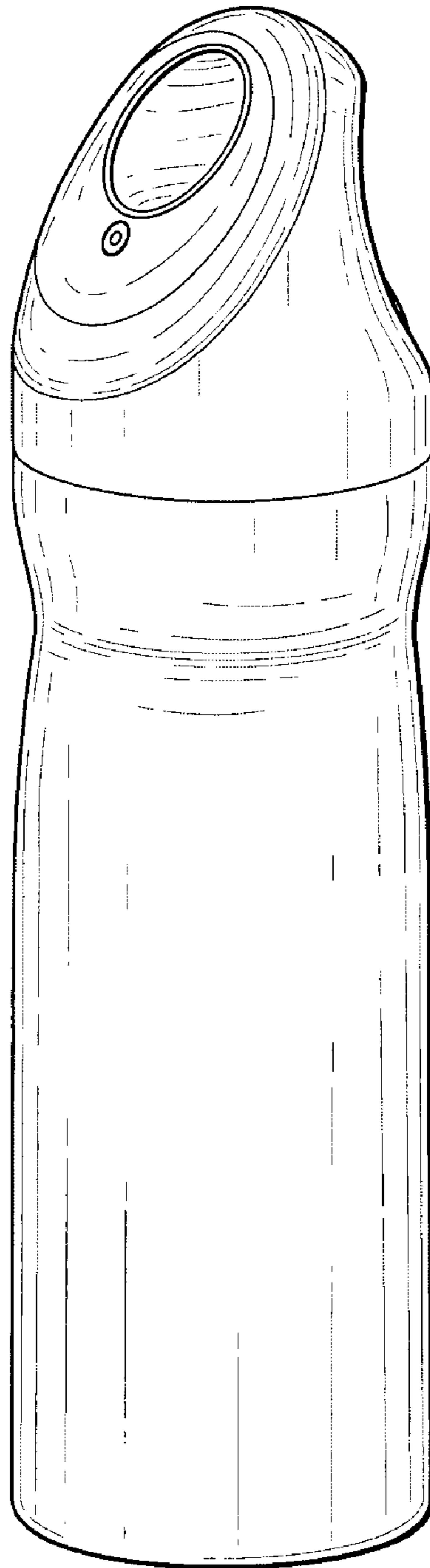


FIG. 1




FIG. 2

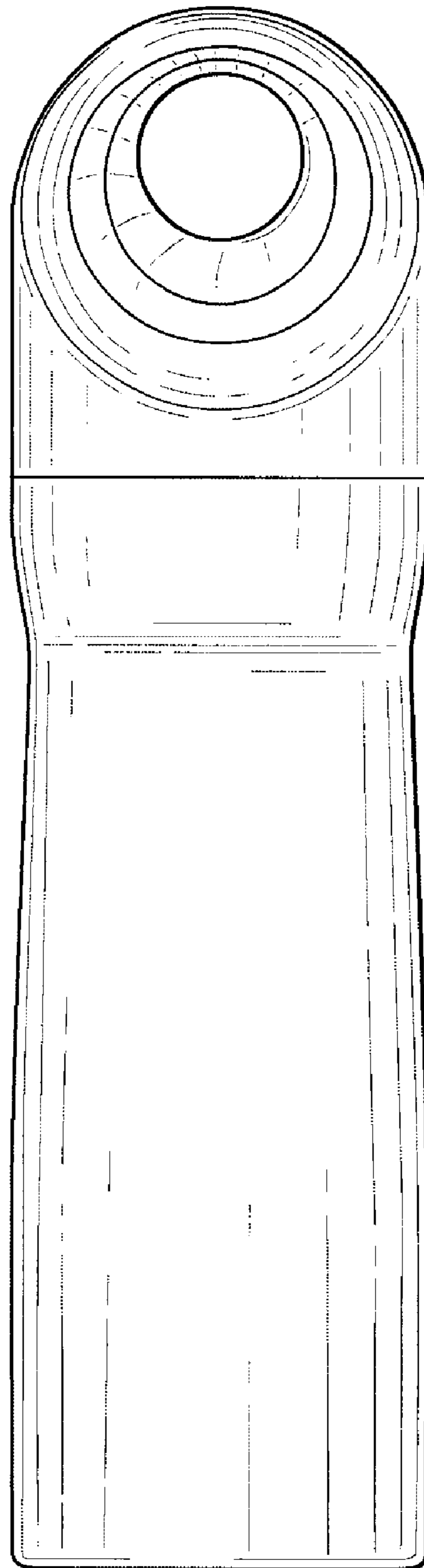


FIG. 3




FIG. 4

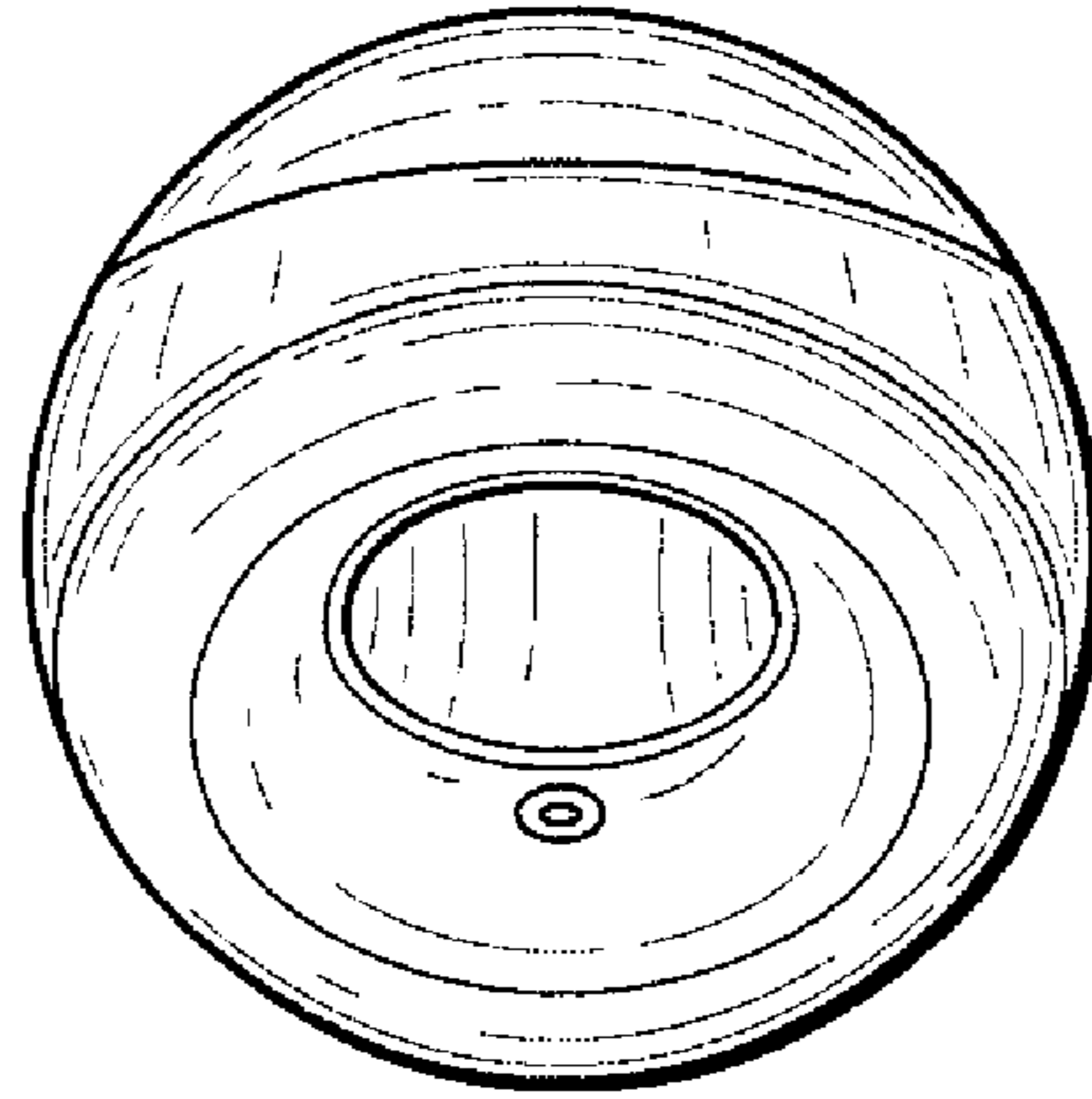


FIG. 5

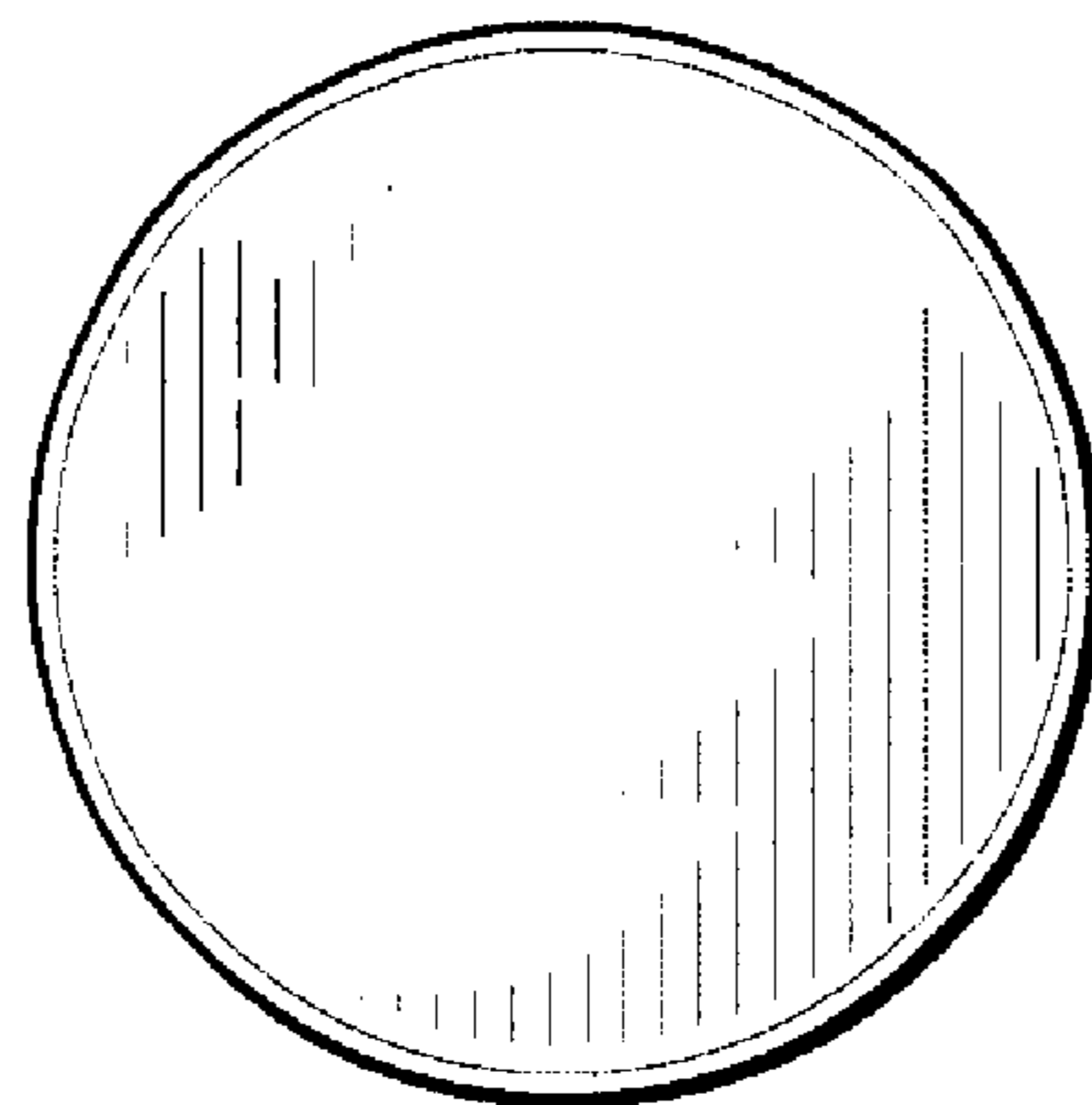


FIG. 6