

US00D508207S

(12) **United States Design Patent**
Knight et al.

(10) **Patent No.: US D508,207 S**
(45) **Date of Patent: ** *Aug. 9, 2005**

(54) **BOTTLE PORTION**

(75) Inventors: **David A. Knight**, Westport, CT (US);
Machelle D. Stockwell, Bradenton, FL
(US); **Kenneth R. Diveley**, Goldens
Bridge, NY (US); **Stuart Leslie**,
Larchmont, NY (US); **Tomohito Asano**,
New York, NY (US)

(73) Assignee: **Stokely-Van Camp, Inc.**, Chicago, IL
(US)

(*) Notice: This patent is subject to a terminal dis-
claimer.

(**) Term: **14 Years**

(21) Appl. No.: **29/172,994**

(22) Filed: **Dec. 20, 2002**

(51) **LOC (8) Cl.** **09-01**

(52) **U.S. Cl.** **D9/667; 652/550**

(58) **Field of Search** D9/307, 332, 500-504,
D9/516-520, 541-543, 549-551, 556-560,
562-564, 569-570; 215/379-383, 400;
220/890

(56) **References Cited**

U.S. PATENT DOCUMENTS

D339,747 S	9/1993	Collette et al.	D9/542
D370,849 S	6/1996	Asante	D9/542
5,735,420 A	4/1998	Nakamaki et al.	215/373
D438,099 S	* 2/2001	Piccioli et al.	D9/307
D441,659 S	* 5/2001	Di Canio et al.	D9/550

D448,997 S	* 10/2001	Allen et al.	D9/520
D456,704 S	* 5/2002	Ranchetti	D9/307
D470,773 S	2/2003	Darr et al.	D9/538
6,585,125 B1	* 7/2003	Peek	215/381
D478,278 S	* 8/2003	Masotta et al.	D9/332

* cited by examiner

Primary Examiner—Sandra L. Morris

(74) *Attorney, Agent, or Firm*—Lars S. Johnson; James D.
Ryndak

(57) **CLAIM**

The ornamental design for a bottle portion, as shown and
described.

DESCRIPTION

FIG. 1 is a perspective view of a bottle portion showing the
new design;

FIG. 2 is a front elevational view of the bottle portion
depicted in FIG. 1, the opposite rear elevational view being
identical;

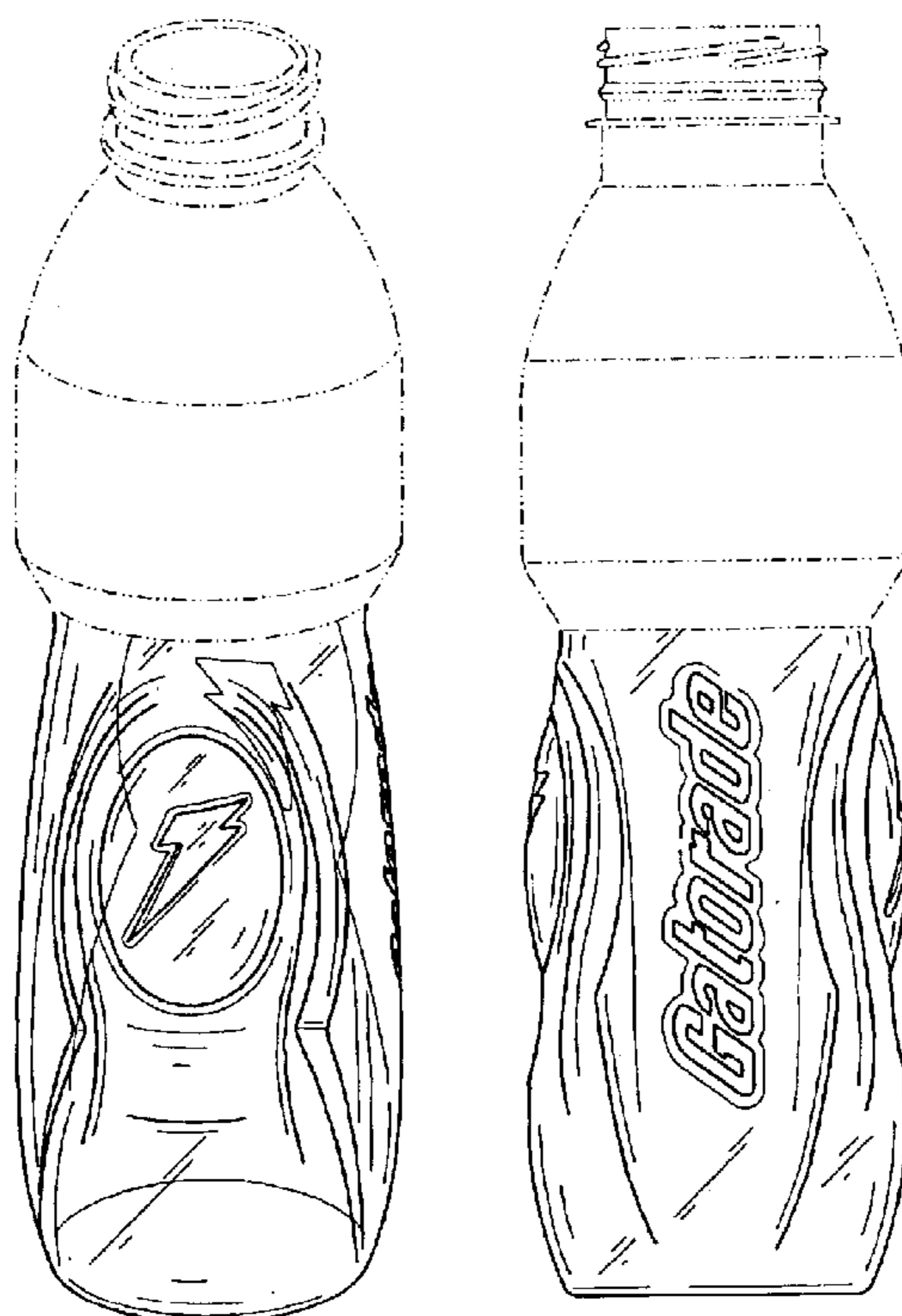
FIG. 3 is a side elevational view of the bottle portion
depicted in FIG. 2, representing a partial rotation of the
bottle portion about its vertical center axis from the front
elevational view depicted in FIG. 2, the opposite side
elevational view being identical;

FIG. 4 is a top view of the bottle portion depicted in FIG. 2;
and,

FIG. 5 is a bottom view of the bottle portion depicted in FIG.
2.

The broken line environmental showing is for illustrative
purposes only and does not form part of the claimed design.

1 Claim, 2 Drawing Sheets



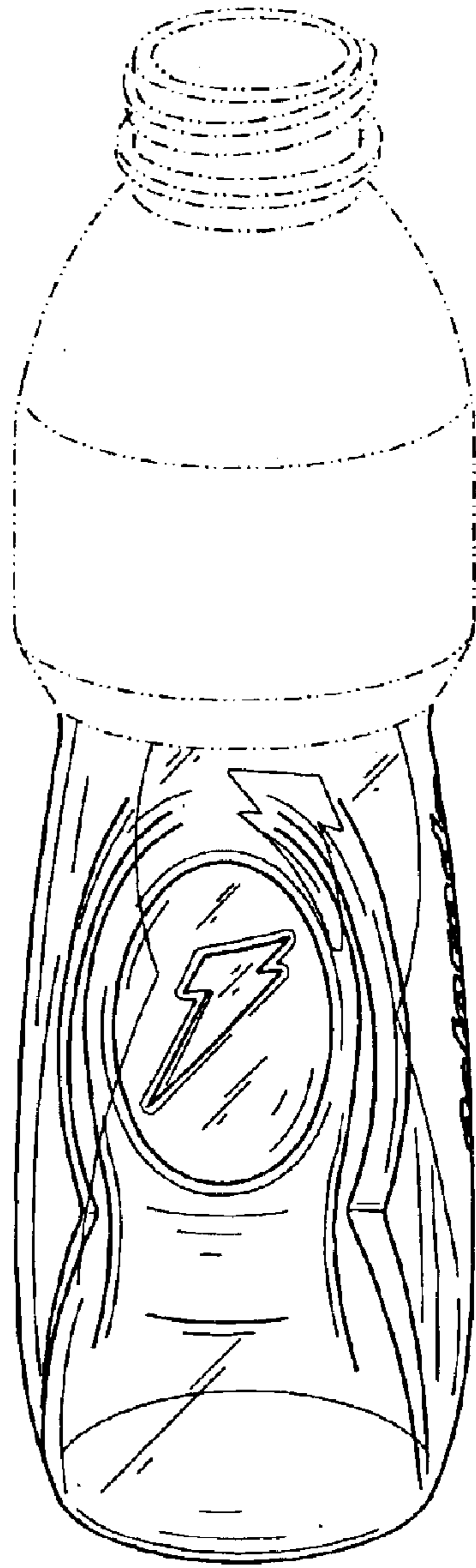


FIG. 1

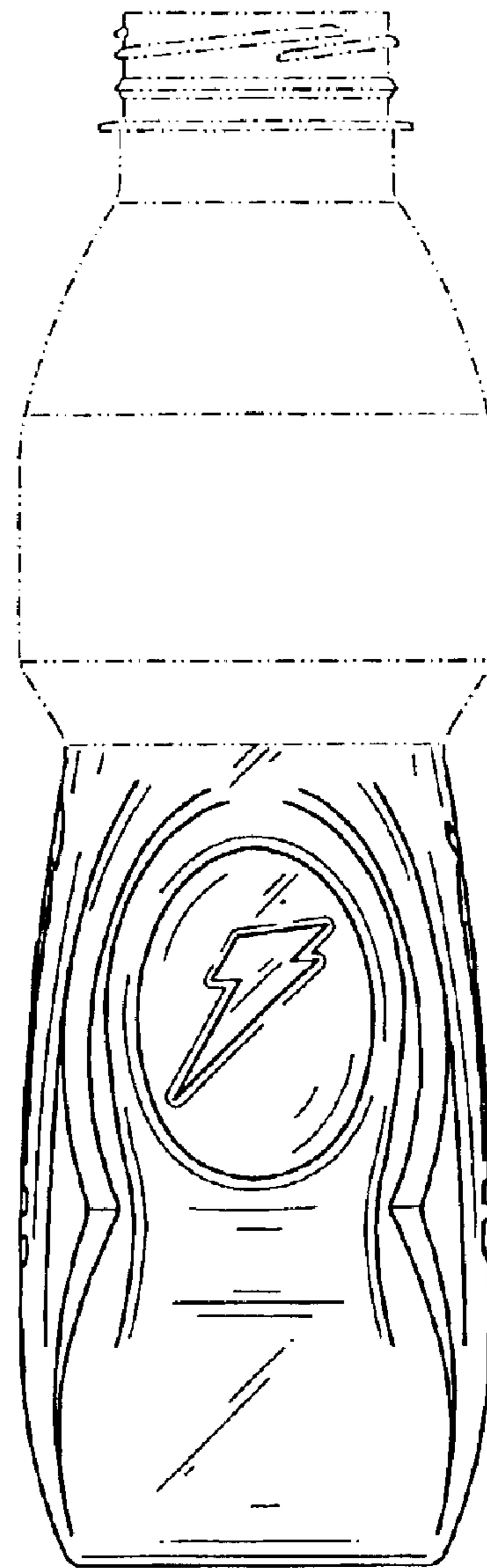


FIG. 2

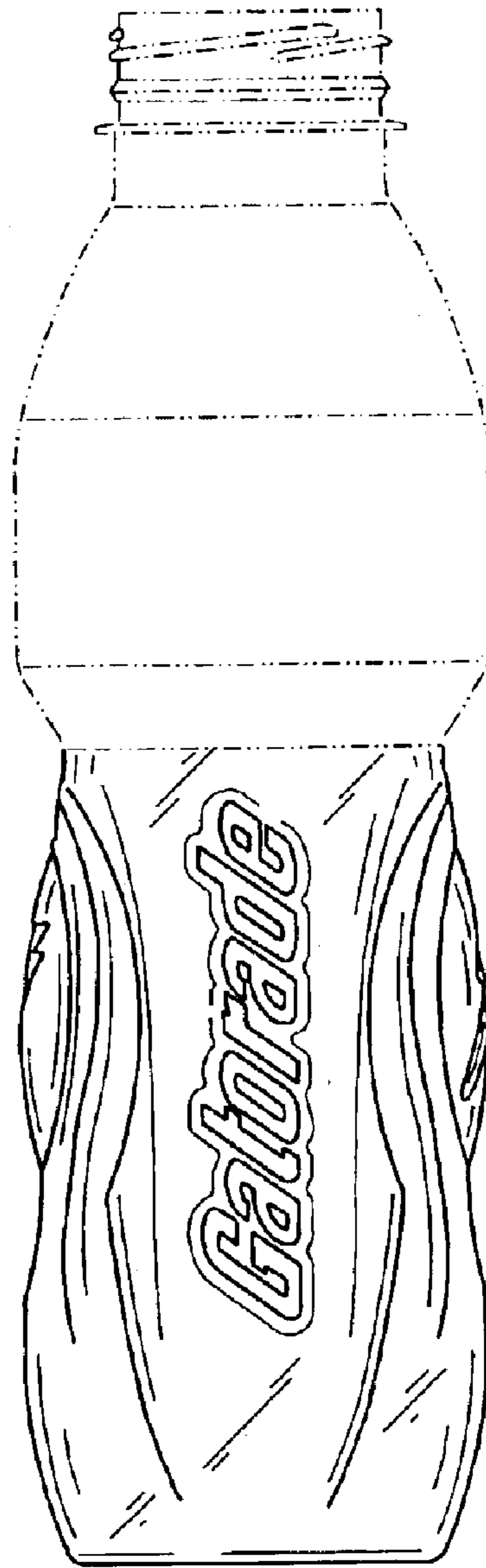


FIG. 3




FIG. 4

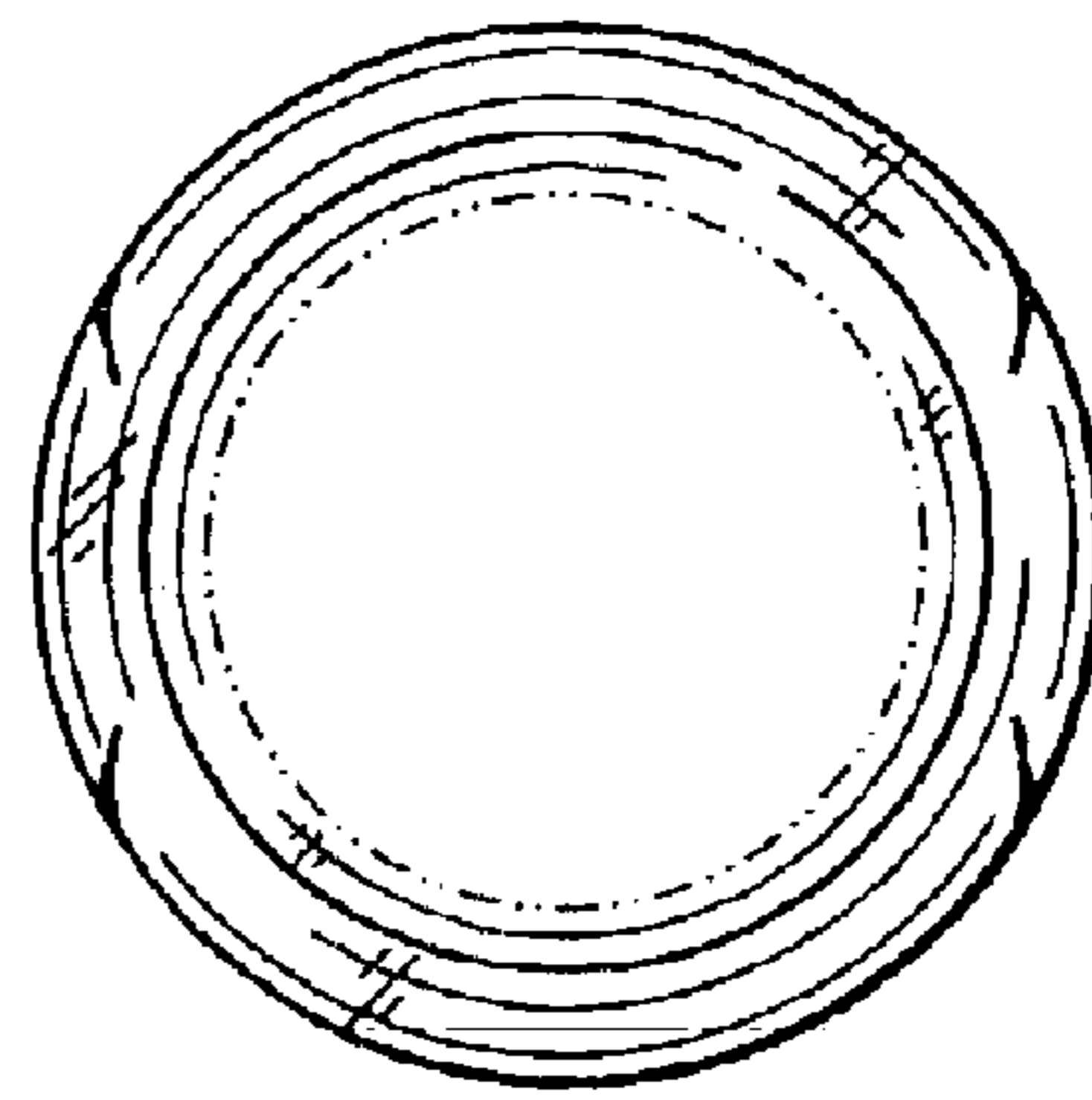


FIG. 5