

US00D508199S

(12) **United States Design Patent** (10) **Patent No.: US D508,199 S**  
**Winig et al.** (45) **Date of Patent: \*\* \*Aug. 9, 2005**

(54) **GROMMET**  
(75) Inventors: **Alan Winig**, Wynnewood, PA (US);  
**Richard Winig**, Villanova, PA (US);  
**James Eldon**, Barto, PA (US); **Lea Bogdan**, Philadelphia, PA (US)  
(73) Assignee: **SS3 Storage Systems LLC**,  
Wilmington, DE (US)  
(\*) Notice: This patent is subject to a terminal disclaimer.  
(\*\*) Term: **14 Years**  
(21) Appl. No.: **29/192,163**  
(22) Filed: **Oct. 20, 2003**  
(51) **LOC (8) Cl. .... 08-05**  
(52) **U.S. Cl. .... D8/356**  
(58) **Field of Search** ..... D3/228; D8/71,  
D8/349, 354, 356, 400; 16/2.1, 2.2, 2.5,  
108; 52/301; 174/65 G, 65 R, 65 SS, 151,  
152 G, 153 G; 206/373, 374, 375; 211/70.6;  
248/56, 309.1, 310, 311.2; 411/15, 182,  
339

(56) **References Cited**  
**U.S. PATENT DOCUMENTS**  
2,816,949 A \* 12/1957 Curtiss ..... 174/51  
4,305,511 A \* 12/1981 Denholtz ..... 211/70  
4,439,884 A 4/1984 Giorni  
D287,333 S \* 12/1986 Knudson ..... D8/373  
4,761,860 A \* 8/1988 Krauss ..... 24/713.6  
4,905,951 A 3/1990 Putness

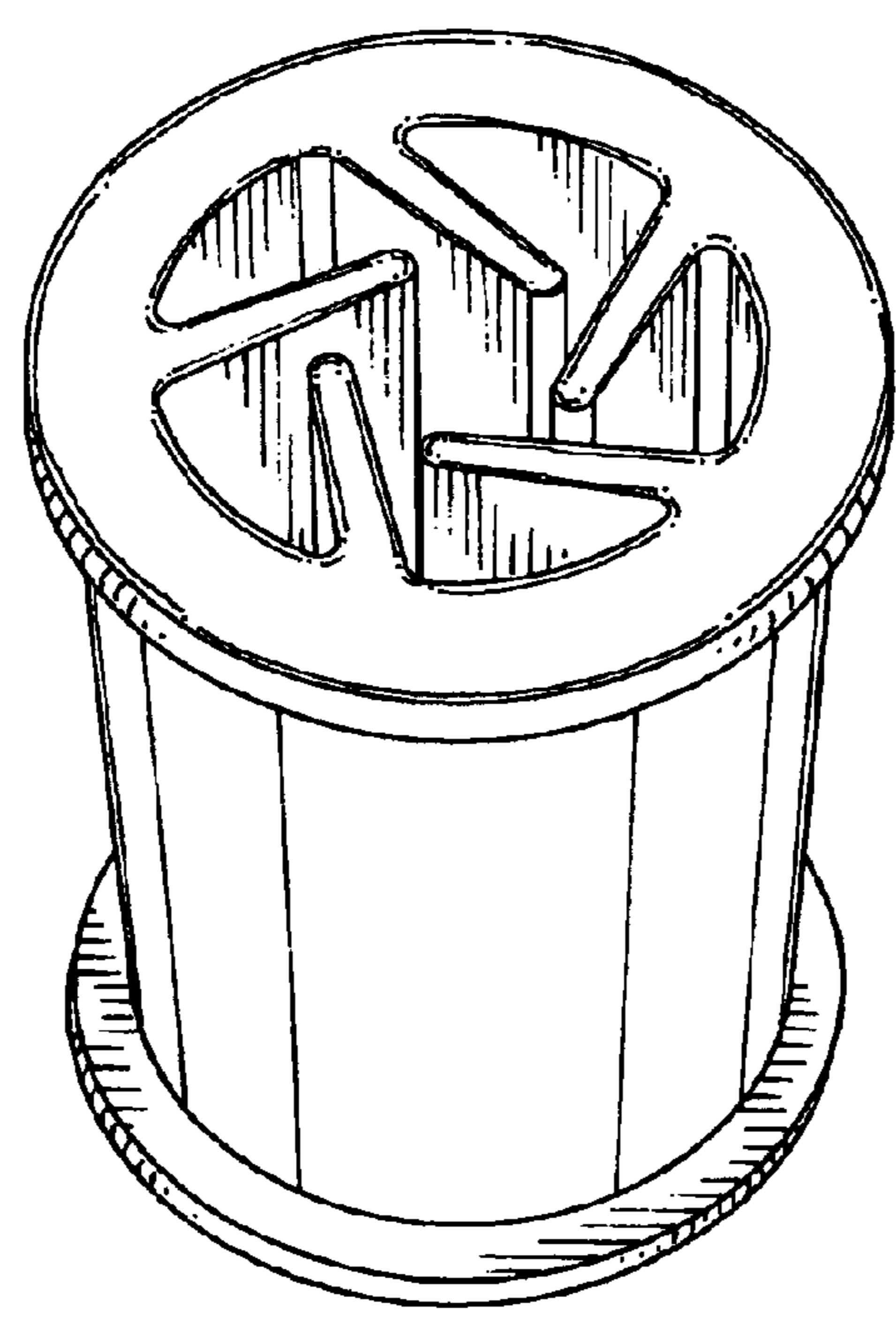
5,069,586 A \* 12/1991 Casey ..... 411/339  
D363,657 S \* 10/1995 Kassardjian et al. .... D8/354  
5,456,051 A \* 10/1995 Queen et al. .... 52/677  
5,573,111 A 11/1996 Gordon et al.  
5,706,936 A 1/1998 Bernstein  
5,711,419 A 1/1998 Beales et al.  
5,729,941 A \* 3/1998 Kassardjian et al. .... 52/301  
D405,349 S \* 2/1999 Orth ..... D8/354  
6,164,448 A \* 12/2000 Schmutz et al. .... 206/488  
6,250,466 B1 6/2001 Ernst  
6,273,255 B1 8/2001 Rosler  
6,273,277 B1 8/2001 Geldenhuys  
6,278,061 B1 \* 8/2001 Daoud ..... 174/65 R  
6,450,338 B1 9/2002 Chen  
6,481,583 B1 11/2002 Black et al.  
6,626,402 B1 \* 9/2003 Kaminstein ..... 248/110  
D482,255 S \* 11/2003 Winig et al. .... D8/71  
D486,061 S \* 2/2004 Mullins et al. .... D8/400  
D494,436 S \* 8/2004 Winig et al. .... D8/71  
D497,788 S \* 11/2004 Winig et al. .... D8/71

\* cited by examiner  
*Primary Examiner*—Joel A. Sincavage  
*Assistant Examiner*—Elizabeth Albert  
(74) *Attorney, Agent, or Firm*—Duane Morris LLP

(57) **CLAIM**  
The ornamental design for a grommet, as shown and described.

**DESCRIPTION**  
FIG. 1 is a front perspective view of the grommet according to the invention;  
FIG. 2 is a top view of the grommet; and,  
FIG. 3 is a side view of the grommet.

**1 Claim, 2 Drawing Sheets**






FIG. 1



FIG. 2




FIG. 3