

US00D508194S

(12) **United States Design Patent**
Carter, III

(10) **Patent No.:** **US D508,194 S**

(45) **Date of Patent:** **** Aug. 9, 2005**

- (54) **KNIFE**
- (75) **Inventor:** **Fred J. Carter, III**, Wichita Falls, TX (US)
- (73) **Assignee:** **United Cutlery Corporation**, Sevierville, TN (US)
- (**) **Term:** **14 Years**
- (21) **Appl. No.:** **29/191,426**
- (22) **Filed:** **Oct. 7, 2003**
- (51) **LOC (8) Cl.** **08-03**
- (52) **U.S. Cl.** **D8/99**
- (58) **Field of Search** D8/99, 98, 100, D8/107; D22/118; 30/155, 156, 157, 158, 159, 160, 161, 162

- D360,241 S 7/1995 Choi D21/145
- D361,104 S 8/1995 Choi D21/145

(Continued)

OTHER PUBLICATIONS

U.S. Calvary Knives, 1994, p. 111, Catalog.
 The Noble Collection, Winter 1997/1998, Historic Daggers, No page listed, Catalog.
 United Cutlery Brands, Catalog # 42, 2002, pp. 7, 19, 21, 29, 30, 33-35, 39-45 and 51-60.
 Museum Replicas Limited, Horned Skull Sword, p. 65, (1994).
 Agincourt, Iberia Sword, Item B, Cutlery Shoppe, p. 38 (1993).

(Continued)

Primary Examiner—Philip S. Hyder
 (74) *Attorney, Agent, or Firm*—Pitts & Brittan, PC

(56) **References Cited**

U.S. PATENT DOCUMENTS

- D137,451 S 3/1944 Harstad
- D138,570 S 8/1944 Huff D22/118
- D156,070 S 11/1949 Brooks D22/118
- D170,824 S 11/1953 Kundlkoff D22/118
- D221,335 S 8/1971 Clayton D22/118
- D222,934 S 2/1972 Cole D22/118
- D222,935 S 2/1972 Cole D22/118
- D222,937 S 2/1972 Cole D22/118
- D222,938 S 2/1972 Cole D22/118
- D225,527 S 12/1972 Cole D22/118
- 4,608,757 A 9/1986 Eckerle 30/299
- D299,375 S 1/1989 Pipes D22/118
- D302,455 S 7/1989 Hibben D22/118
- D323,694 S 2/1992 Pipes D22/118
- D325,616 S 4/1992 Kolombatovich D22/118
- D330,064 S 10/1992 Medina D22/118
- D333,173 S 2/1993 Pipes D22/118
- D336,126 S 6/1993 Luchak D22/118
- D347,375 S * 5/1994 Sakai D8/99
- D348,599 S 7/1994 Sakai D8/99
- D348,818 S 7/1994 Hasegawa D8/99
- D351,210 S 10/1994 Koskinen D22/118
- D360,013 S 7/1995 Collins D22/118

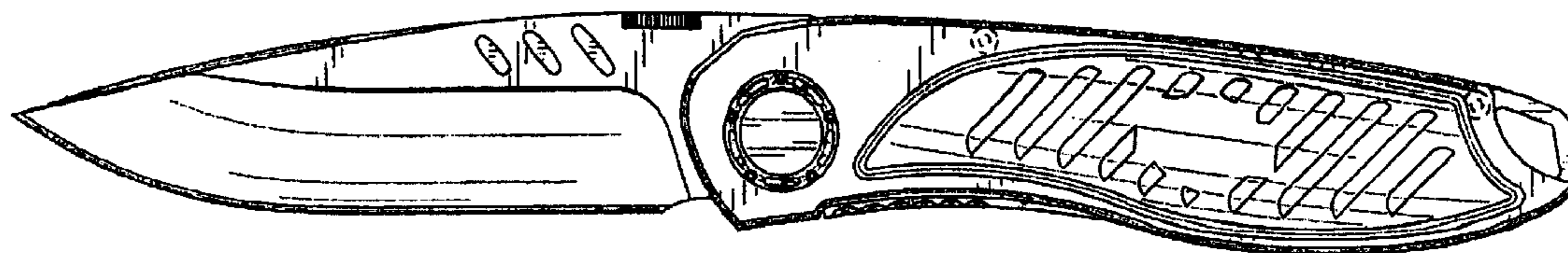
(57) **CLAIM**

The ornamental design for a knife, as shown and described.

DESCRIPTION

FIG. 1 is a left side elevational view of the design of the present invention for a knife, showing the knife in an open position;
 FIG. 2 is a right side elevational view of the knife of FIG. 1;
 FIG. 3 is a top plan view of the knife of FIG. 1;
 FIG. 4 is a bottom plan view of the knife of FIG. 1;
 FIG. 5 is a front elevational view of the knife of FIG. 1;
 FIG. 6 is a rear elevational view of the knife of FIG. 1;
 FIG. 7 is a left side elevational view of the design of the present invention for a knife, showing the knife in a closed position; and,
 FIG. 8 is a right side elevational view of the knife of FIG. 7.
 The broken lines shown are for illustrative purposes only and form no part of the claimed design.

1 Claim, 7 Drawing Sheets



U.S. PATENT DOCUMENTS

5,440,814 A	8/1995	Hall et al.	30/295
D362,485 S	9/1995	Hall	D22/118
D363,109 S	10/1995	Hall	D22/118
D371,060 S	6/1996	Lai	D8/107
D371,592 S	7/1996	Hall et al.	D22/118
D375,779 S	11/1996	Hibben	D22/118
D378,489 S	* 3/1997	Poehlmann	D8/99
D378,982 S	4/1997	Thompson	D8/99
D379,211 S	5/1997	Thompson	D22/118
D379,488 S	5/1997	Hibben	D22/118
D380,520 S	7/1997	Hibben	D22/118
D381,060 S	7/1997	Moran	D22/118
D382,187 S	8/1997	Hibben	D8/76
D383,519 S	9/1997	Lainhart	D22/118
D385,173 S	* 10/1997	McWillis	D8/99
D388,150 S	12/1997	Glesser	D22/118
D397,016 S	* 8/1998	Pohl	D8/99
D397,017 S	* 8/1998	Pardue	D8/99
D398,211 S	9/1998	Howard	D8/98
D399,403 S	* 10/1998	Pohl	D8/99
5,819,414 A	* 10/1998	Marifone	30/160
D406,308 S	3/1999	Hibben	D22/118
D409,269 S	5/1999	Carson et al.	D22/118
D422,477 S	* 4/2000	Elishewitz	D8/99
D430,258 S	8/2000	Hall et al.	D22/118
D430,917 S	9/2000	Hall et al.	D22/188
D434,466 S	11/2000	Hall et al.	D22/118
D446,571 S	8/2001	Frazer	D22/118
D448,828 S	10/2001	Karnezis	D22/118
D451,571 S	12/2001	Barker, II	D22/118
D451,572 S	12/2001	Barker, II	D22/118
D452,546 S	12/2001	Barker, II	D22/118
D452,547 S	12/2001	Barker, II	D22/118
D452,895 S	1/2002	Rae et al.	D22/118
D461,217 S	8/2002	Hall et al.	D22/118
D461,868 S	8/2002	Hall et al.	D22/118
6,427,334 B2	* 8/2002	Onion	30/161
D464,553 S	* 10/2002	Brown	D8/99
D473,609 S	4/2003	Rae	D22/118
D473,610 S	4/2003	Rae	D22/118

D473,611 S	4/2003	Rae	D22/118
D473,612 S	4/2003	Rae	D22/118
D473,613 S	4/2003	Rae	D22/118
D473,614 S	4/2003	Rae	D22/118
D473,615 S	4/2003	Rae	D22/118
D473,616 S	4/2003	Rae	D22/118
D473,617 S	4/2003	Rae	D22/118
D473,618 S	4/2003	Rae	D22/118
D473,619 S	4/2003	Rae	D22/118
D473,620 S	4/2003	Rae	D22/118
D473,621 S	4/2003	Rae	D22/118
D473,622 S	4/2003	Rae	D22/118
D473,623 S	4/2003	Rae	D22/118
D473,624 S	4/2003	Rae	D22/118
D473,625 S	4/2003	Rae	D22/118
D473,626 S	4/2003	Rae	D22/118
D473,627 S	4/2003	Rae	D22/118
D473,912 S	4/2003	Rae	D22/118
D473,913 S	4/2003	Hall	D22/118
D473,914 S	4/2003	Rae	D22/118
D473,915 S	4/2003	Hall	D22/118
D473,916 S	4/2003	Rae	D22/118
D473,917 S	* 4/2003	Carter, III	D22/118
D473,918 S	4/2003	Rae	D22/118
D473,919 S	4/2003	Rae	D22/118
D473,920 S	4/2003	Rae	D22/118
D473,921 S	4/2003	Rae	D22/118
D473,922 S	4/2003	Rae	D22/118
D473,923 S	4/2003	Rae	D22/118
D473,924 S	4/2003	Rae	D22/118

OTHER PUBLICATIONS

- United Cutlery, Double Shadow Fantasy Dagger, p. 16, (1991).
- Museum Replicas Limited, Catalog # 39, Renaissance Daggers, 1995, p. 8.
- Blade Magazine, Damascus Dagger, Aug. 1995, p. 54.
- Blade Magazine, 24 Inch Dagger, Aug. 1995, p. 27.
- Blade Magazine, Kris Dagger, Aug. 1995, p. 26.

* cited by examiner

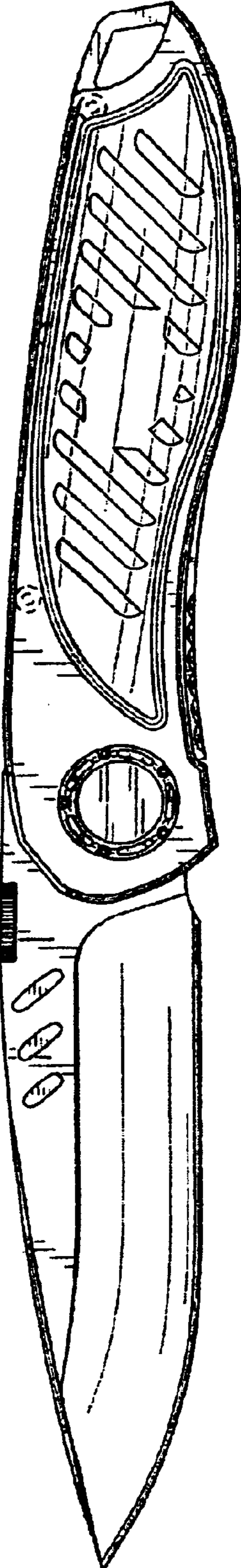


FIG. 1

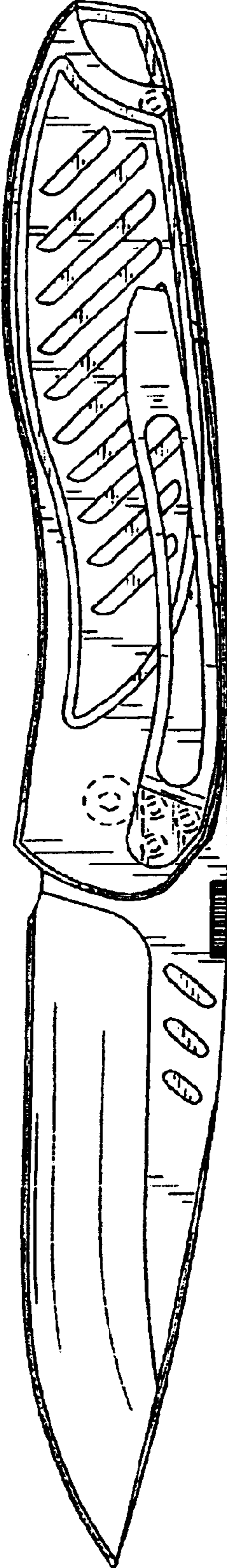


FIG. 2

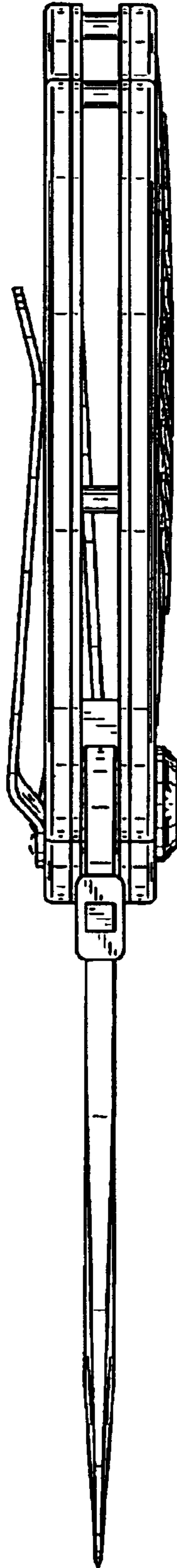


FIG. 3

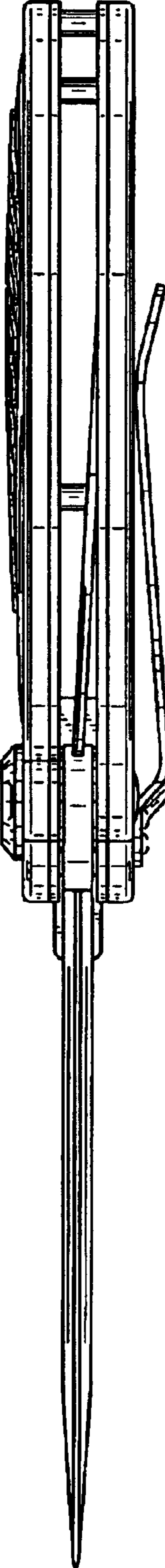


FIG. 4

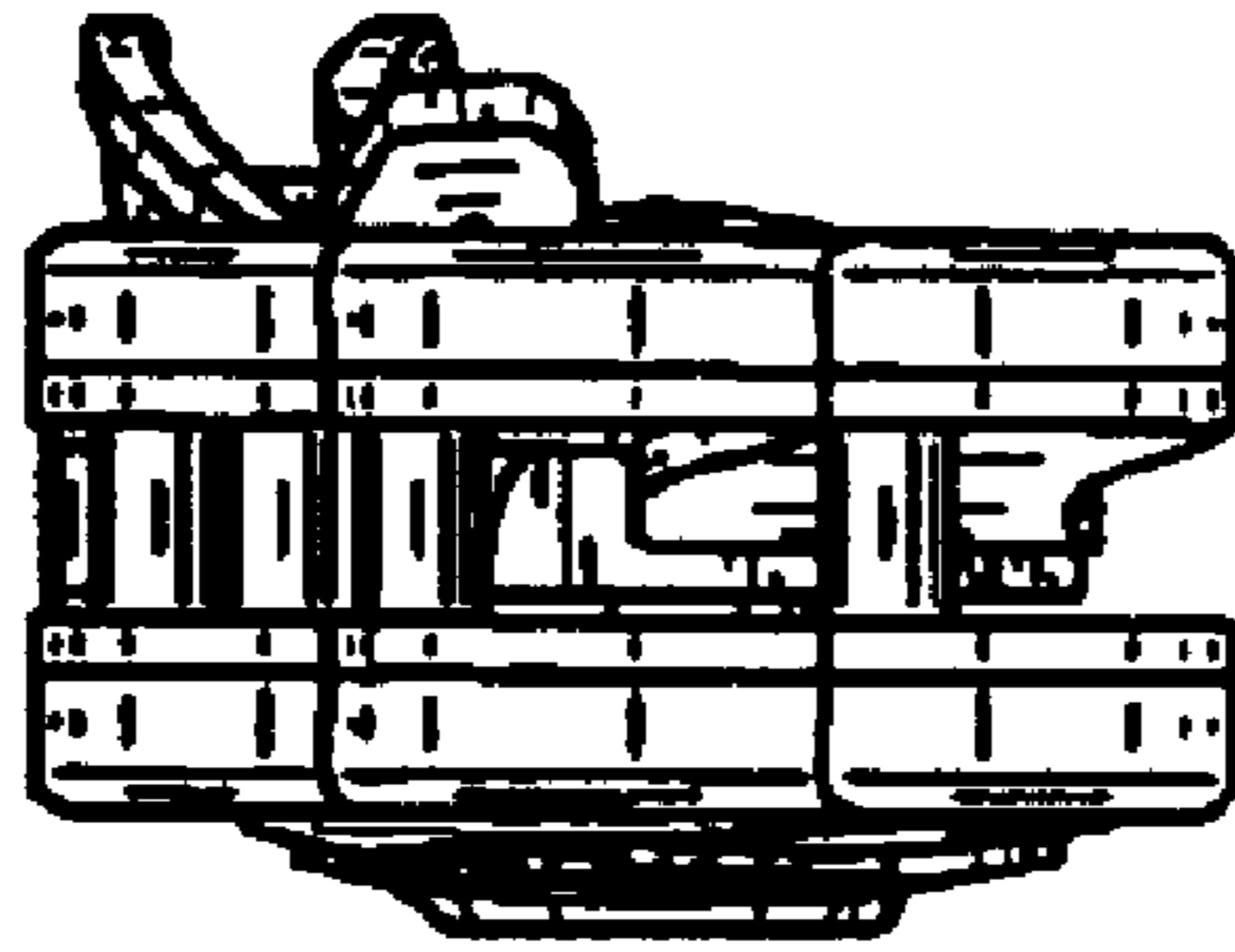


FIG. 6

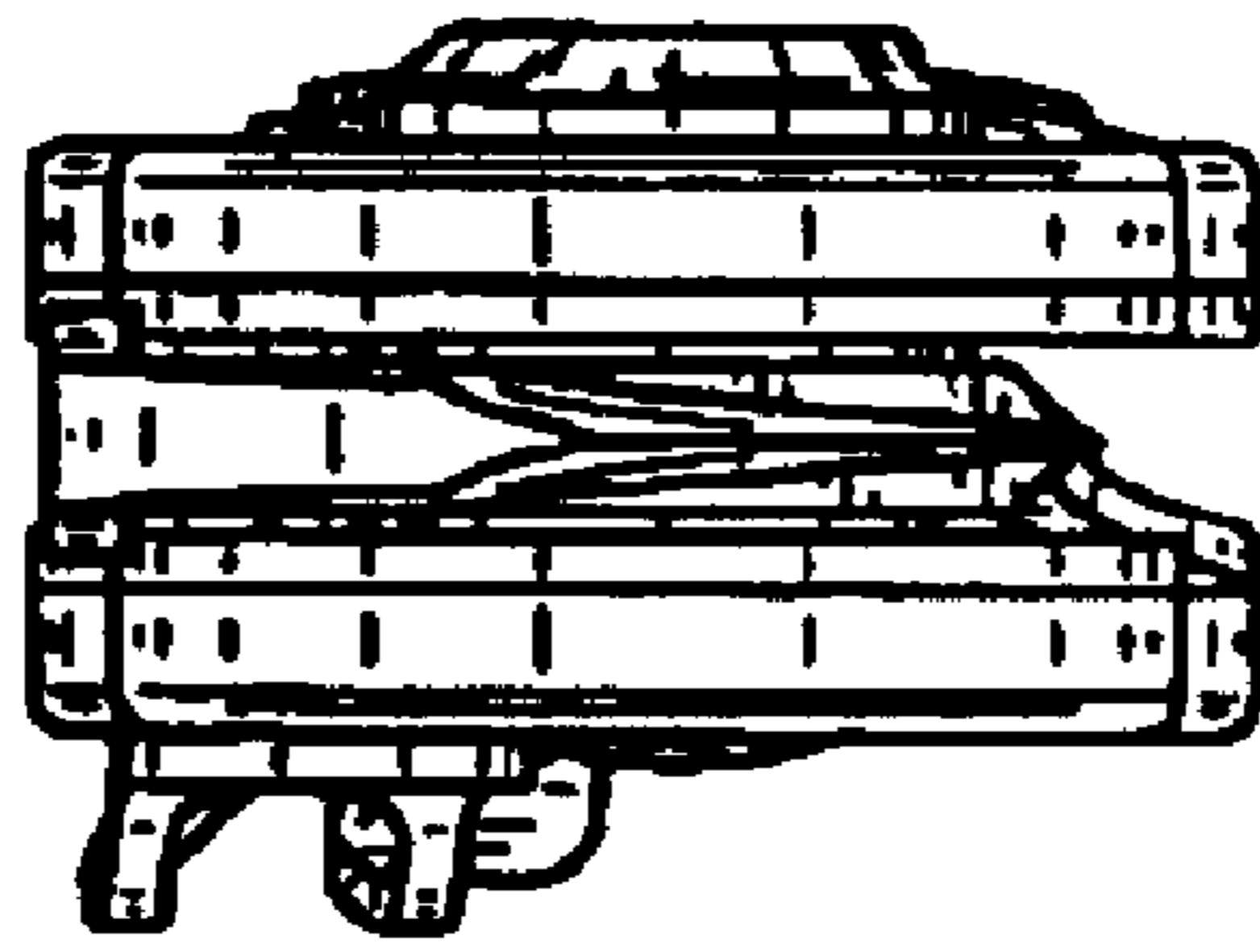


FIG. 5

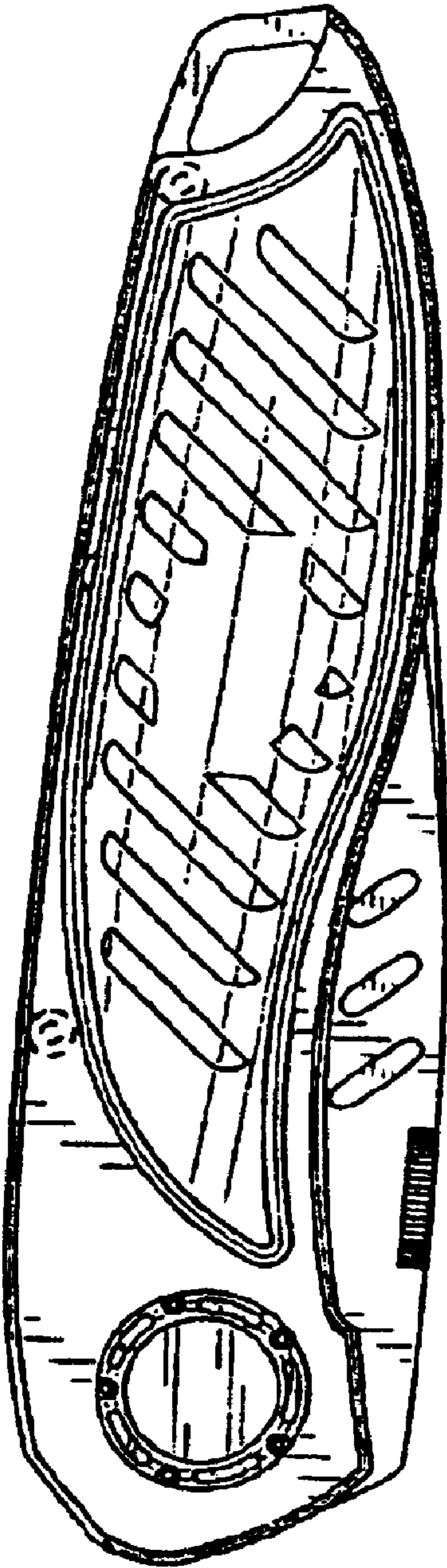


FIG. 7




FIG. 8