

US00D508187S

(12) **United States Design Patent** (10) **Patent No.:** **US D508,187 S**  
**Dais et al.** (45) **Date of Patent:** **\*\* Aug. 9, 2005**

(54) **TALL THREADED STORAGE CONTAINER**

(75) Inventors: **Brian C. Dais**, Saginaw, MI (US);  
**Charles L. Lasky**, Grafton, WI (US);  
**Douglas J. Carpiaux**, Milwaukee, WI (US);  
**David H. Roland**, Pella, IA (US)

(73) Assignee: **S.C. Johnson Home Storage, Inc.**,  
Racine, WI (US)

(\*\*) Term: **14 Years**

(21) Appl. No.: **29/203,908**

(22) Filed: **Apr. 22, 2004**

(51) **LOC (8) Cl.** ..... **07-07**

(52) **U.S. Cl.** ..... **D7/602; D7/615; D9/428**

(58) **Field of Search** ..... D7/602, 612-629,  
D7/538-542; D9/414, 424-432; 220/4.21,  
780-806, 309.1, 367.1, 376, 377; 229/406,  
902-906

D329,595 S 9/1992 Kung ..... D9/528  
5,143,219 A 9/1992 Yates, Jr. .... 206/508  
5,297,688 A 3/1994 Beck et al. .... 215/344  
5,310,074 A 5/1994 Jochem et al. .... 220/296  
D351,795 S 10/1994 Ogden ..... D9/453  
5,356,026 A 10/1994 Andress et al. .... 220/306  
D369,942 S 5/1996 Ahern, Jr. .... D7/391  
D374,178 S 10/1996 Valls et al. .... D9/523  
D392,187 S 3/1998 King ..... D9/453  
D394,184 S 5/1998 Demore ..... D7/391  
5,823,345 A 10/1998 Nask et al. .... 206/509  
5,896,993 A 4/1999 Nask et al. .... 206/508  
5,938,055 A 8/1999 Philips et al. .... 215/222  
D415,684 S 10/1999 Reidenbach ..... D9/453  
D418,757 S 1/2000 Reidenbach ..... D9/453  
6,135,286 A 10/2000 Strumor ..... 206/573  
D442,860 S \* 5/2001 Symons et al. .... D9/428  
D448,297 S 9/2001 Sindermann ..... D9/453  
6,382,440 B1 5/2002 Brant et al. .... 215/230  
D462,012 S 8/2002 Manderfield, Jr. .... D9/530  
6,439,412 B2 8/2002 Luch ..... 215/318  
D474,377 S 5/2003 Holsinger ..... D7/615  
D475,923 S 6/2003 Renz ..... D9/446  
D476,898 S 7/2003 Schuller et al. .... D9/529  
6,637,611 B2 10/2003 Luch ..... 215/256

(56) **References Cited**  
**U.S. PATENT DOCUMENTS**

D100,515 S 7/1936 Fleisch  
2,721,595 A \* 10/1955 Nichols ..... 220/800  
3,281,001 A 10/1966 Stuart ..... 215/46  
D210,168 S 2/1968 Plochman, Jr. .... D58/26  
3,527,372 A 9/1970 Manning ..... 220/40  
D221,420 S 8/1971 Davis ..... D9/267  
4,157,144 A 6/1979 Weiler et al. .... 215/252  
4,241,841 A 12/1980 Boller ..... 215/252  
4,279,358 A 7/1981 Jacobs ..... 220/321  
D266,906 S 11/1982 Guerette ..... D9/453  
D267,703 S 1/1983 Chase et al. .... D9/435  
4,399,926 A 8/1983 Eidels-Dubovoy ..... 220/288  
4,471,878 A 9/1984 Davis et al. .... 215/216  
4,504,009 A \* 3/1985 Boik et al. .... 220/800  
D292,380 S 10/1987 Smith ..... D9/435  
4,727,998 A 3/1988 Simon ..... 215/230  
D301,691 S 6/1989 Mobberley ..... D9/453  
D312,400 S \* 11/1990 Schwaikert ..... D9/424  
D313,353 S \* 1/1991 Hart et al. .... D9/428  
D315,503 S \* 3/1991 Hart et al. .... D9/428

\* cited by examiner

*Primary Examiner*—Terry A. Wallace

(57) **CLAIM**

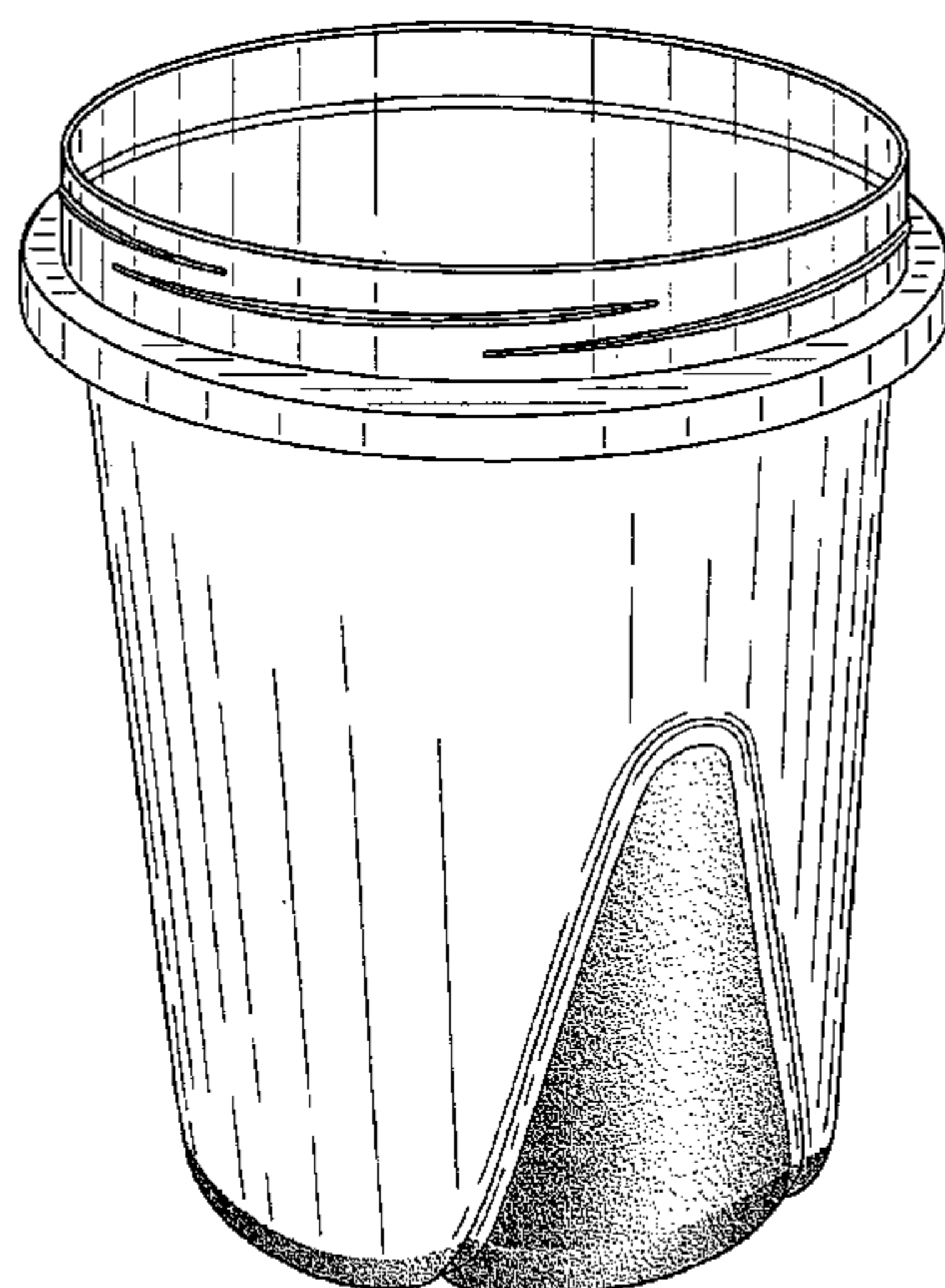
The ornamental design for a tall threaded storage container, as shown and described.

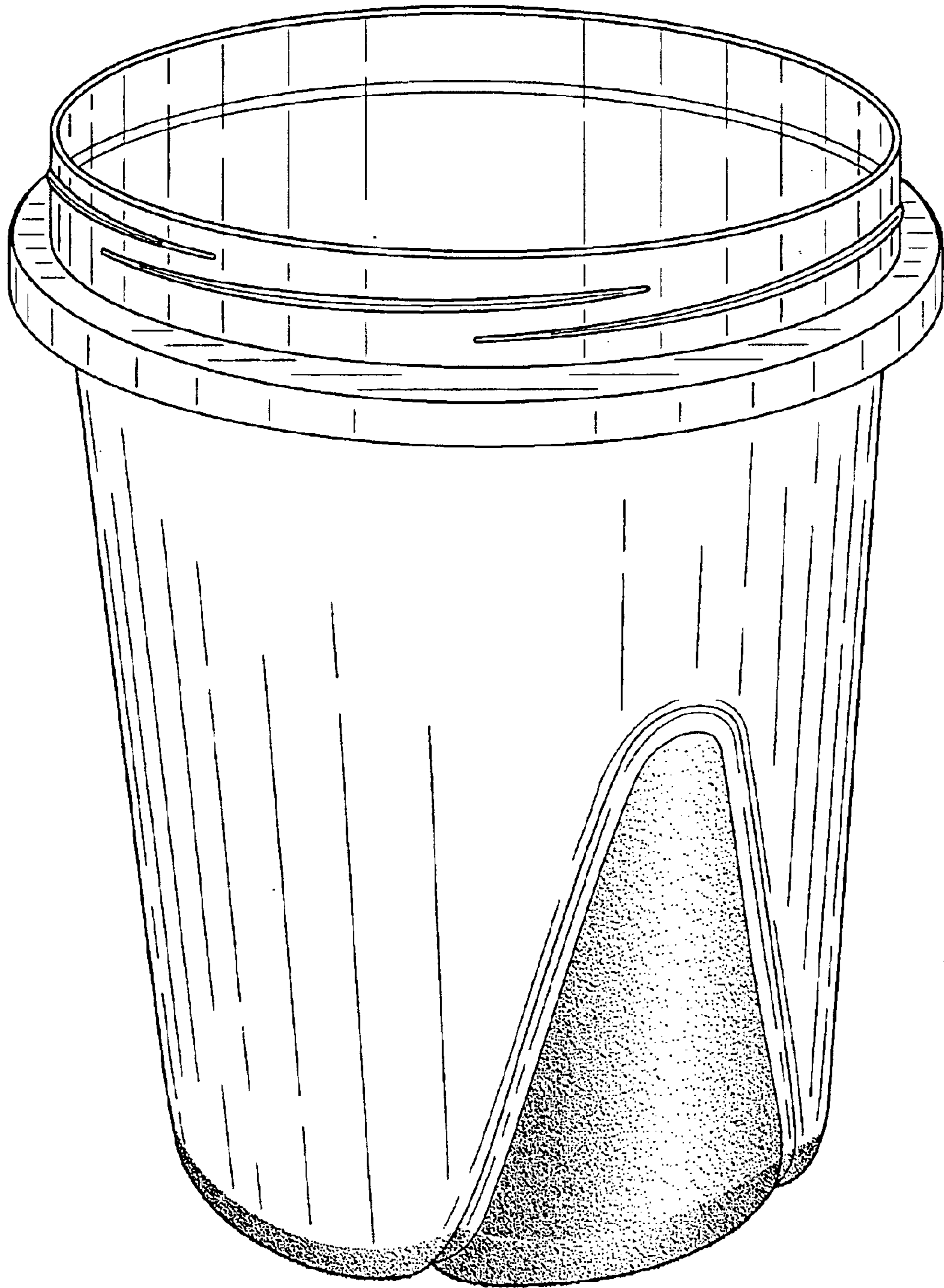
**DESCRIPTION**

FIG. 1 is a perspective view of the container base;  
FIG. 2 is front view of the container base;  
FIG. 3 is a side view of the container base;  
FIG. 4 is a top view of the container base; and,  
FIG. 5 is a bottom view of the container base.

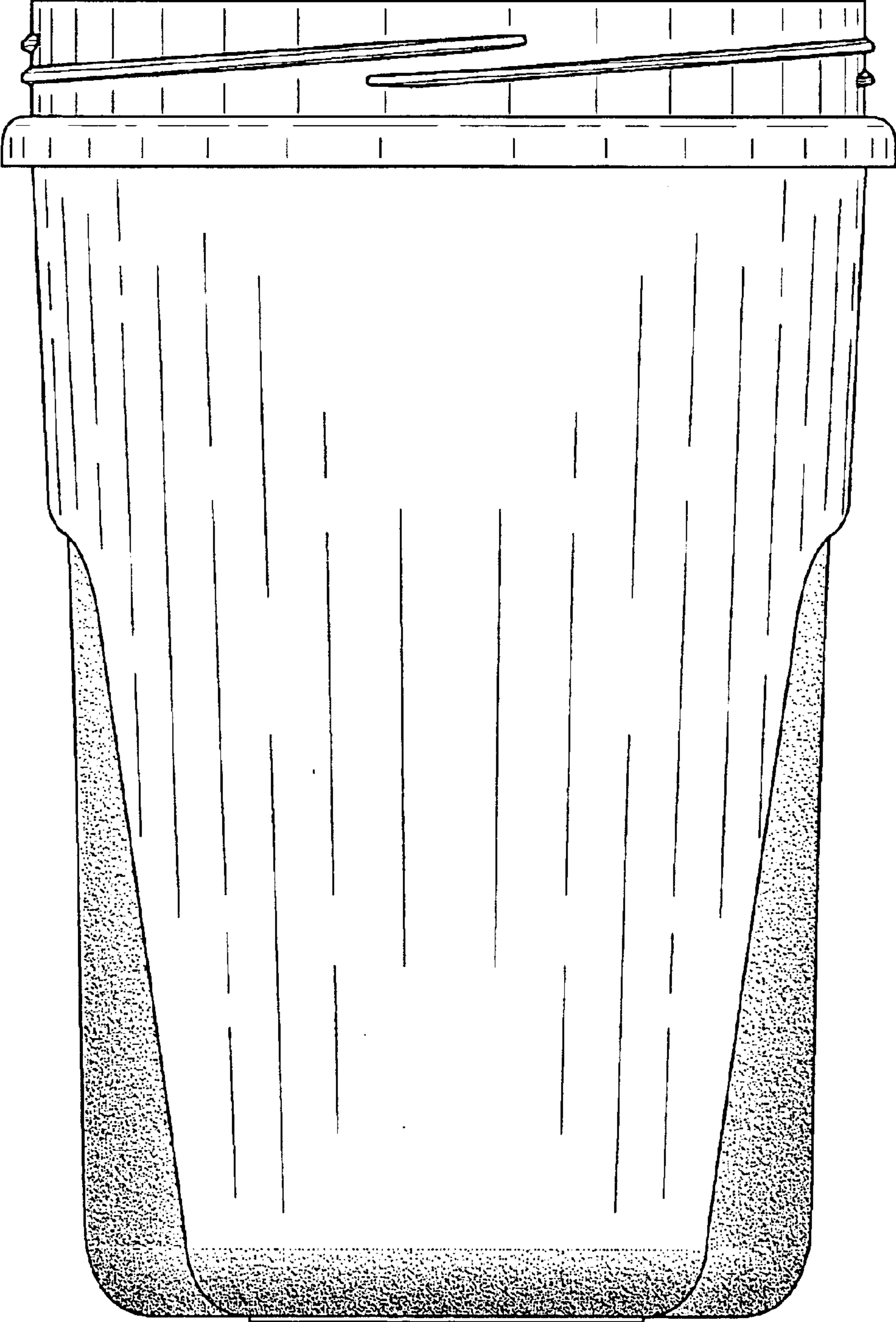
The rear of the container base is identical to, and a mirror image of, the front of the container base depicted in FIG. 2, The side of the container base opposite to the side depicted in FIG. 3 is identical thereto, and a mirror image thereof.

**1 Claim, 5 Drawing Sheets**

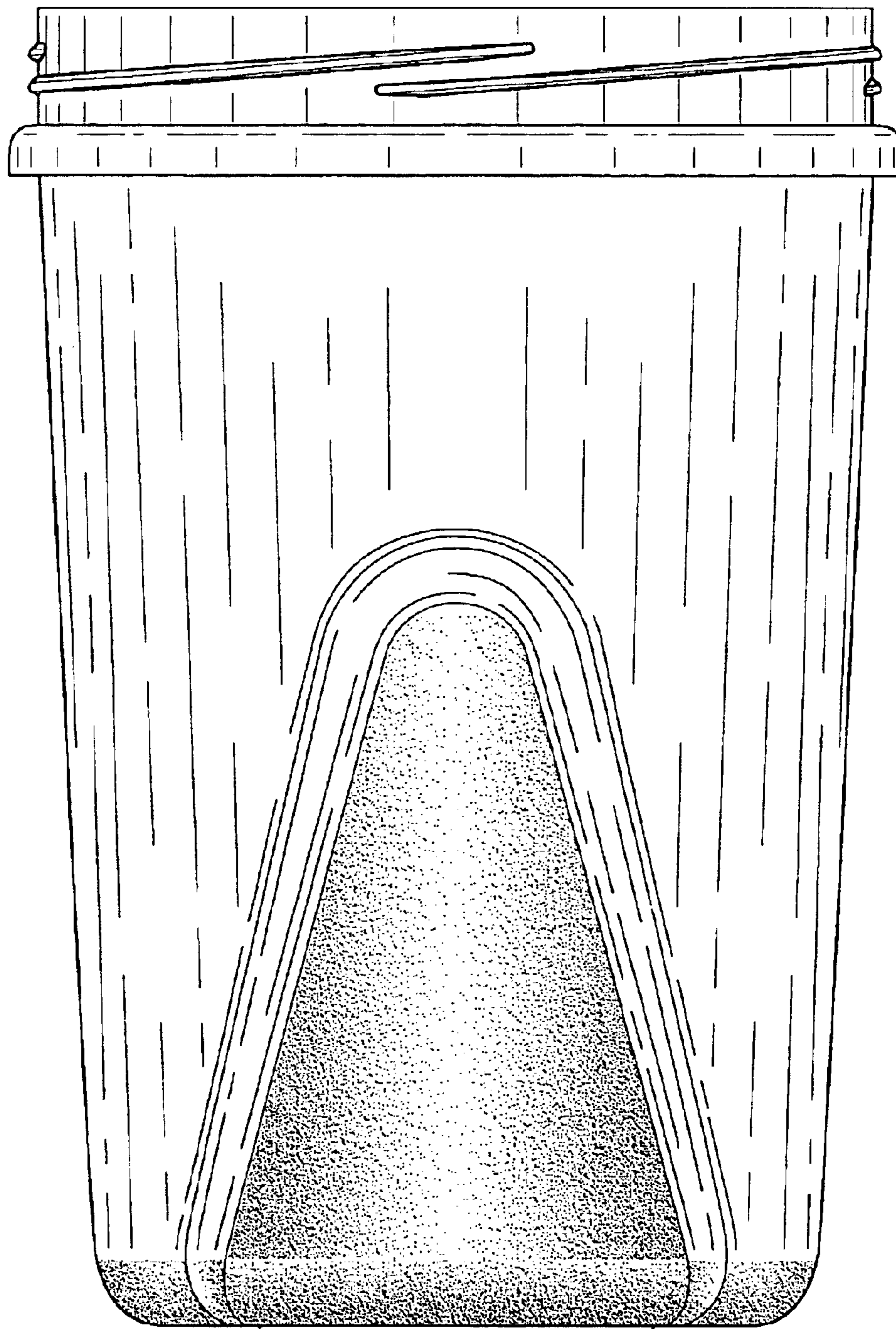




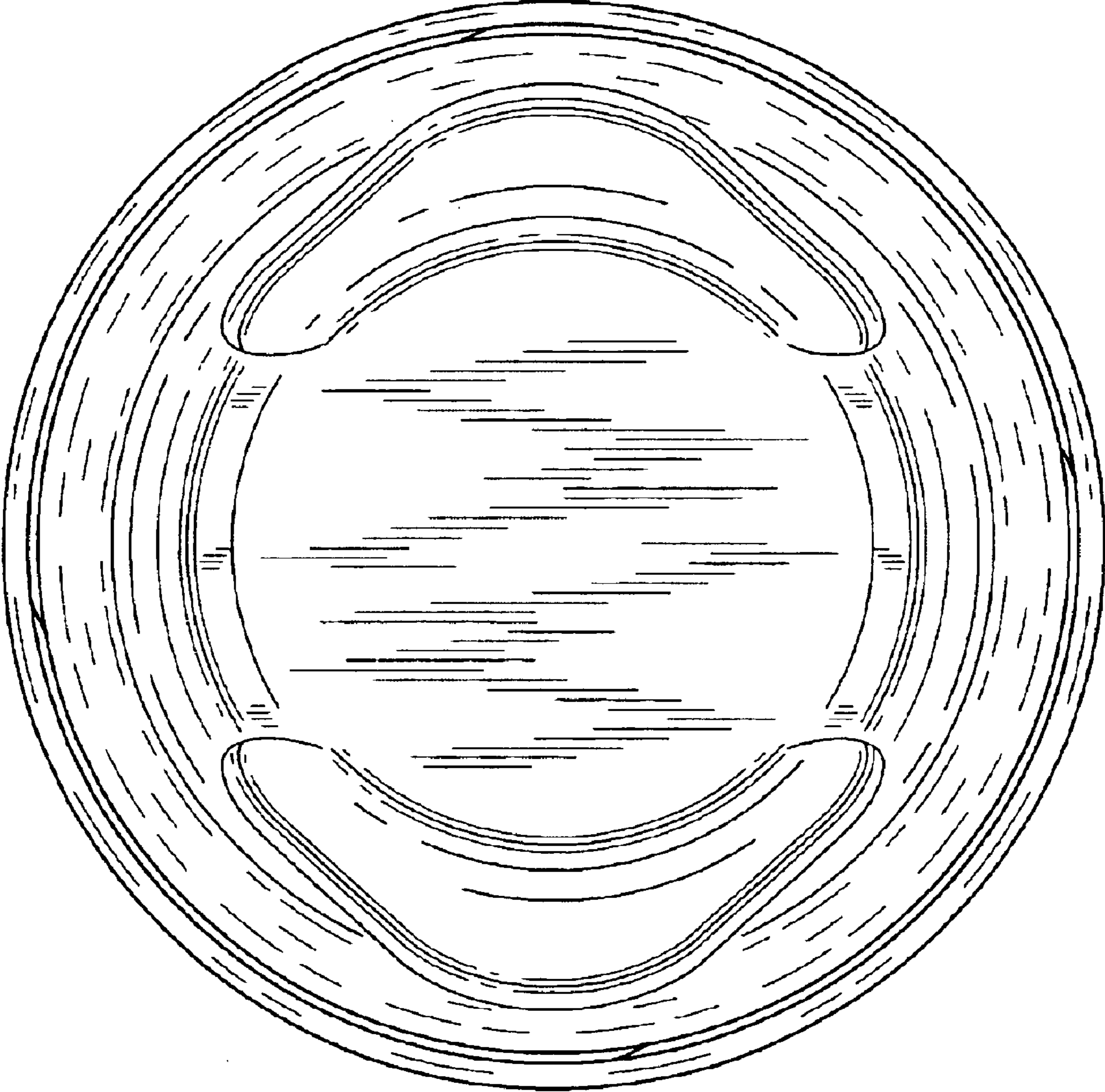
**FIG. 1**



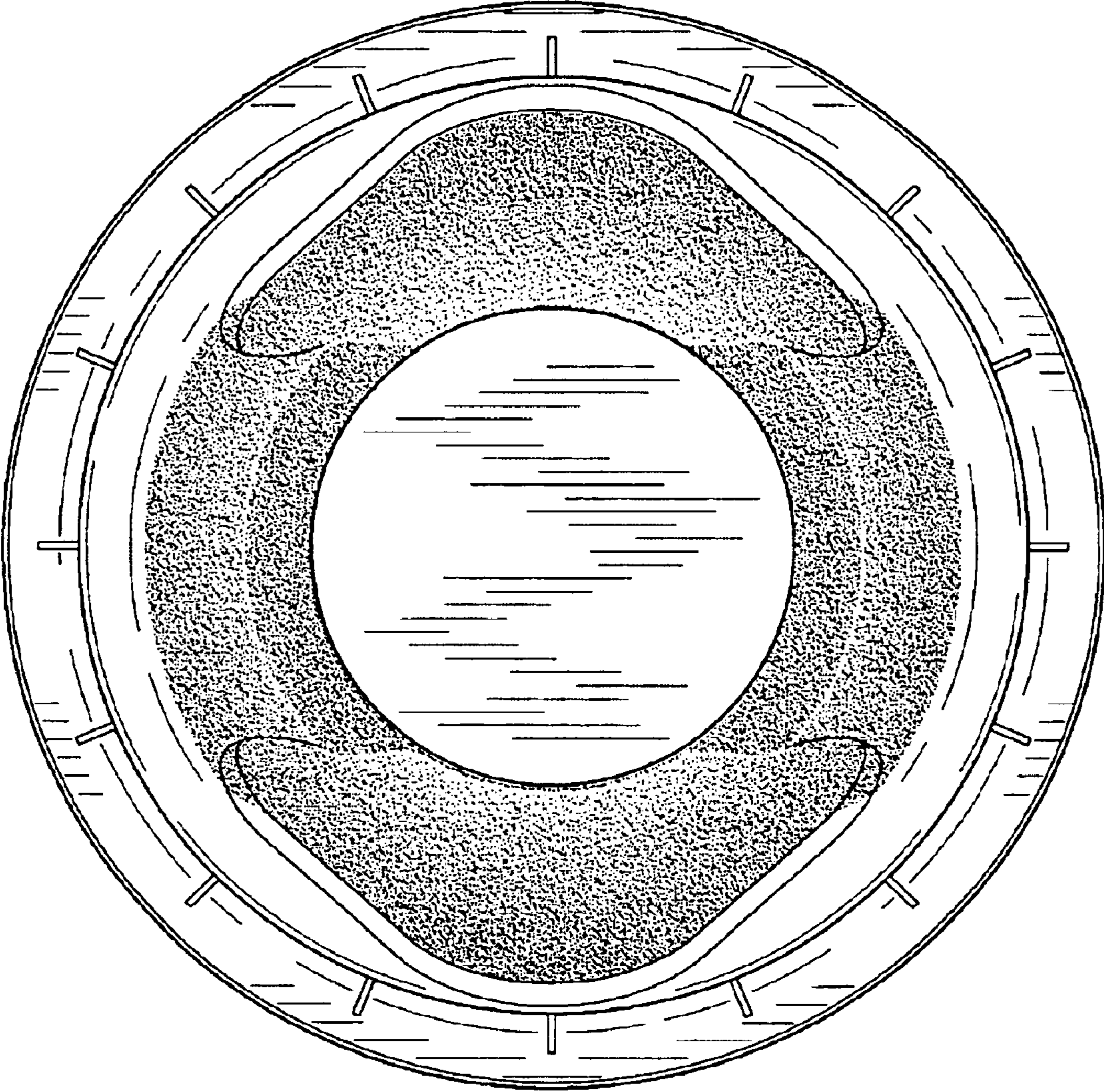
**FIG. 2**



**FIG. 3**



**FIG. 4**



**FIG. 5**