

US00D508178S

(12) **United States Design Patent**  
**Mohundro**

(10) **Patent No.:** **US D508,178 S**  
(45) **Date of Patent:** **\*\* Aug. 9, 2005**

(54) **BED FOOTBOARD**

D487,199 S \* 3/2004 Schmitt ..... D6/393

(75) **Inventor:** **James Glenn Mohundro, Taichung (TW)**

**OTHER PUBLICATIONS**

Thomasville, Verona, c2002, footboard on front cover.\*

(73) **Assignee:** **Pacific Marketing International (H.K.), Ltd., Taichung (TW)**

\* cited by examiner

(\*\*) **Term:** **14 Years**

*Primary Examiner*—Janice E. Seeger  
(74) *Attorney, Agent, or Firm*—Rosenberg, Klein & Lee

(21) **Appl. No.:** **29/203,515**

(57) **CLAIM**

(22) **Filed:** **Apr. 16, 2004**

The ornamental design for a bed footboard, as shown and described.

(51) **LOC (8) Cl.** ..... **06-06**

**DESCRIPTION**

(52) **U.S. Cl.** ..... **D6/505; D6/388**

(58) **Field of Search** ..... D6/382, 383, 390–395,  
D6/505–508; 5/53.1, 907, 279.1, 280, 281,  
308, 93.2, 2.1


FIG. 1 is a perspective view of a bed footboard, showing my new design;  
FIG. 2 is a front elevational view thereof;  
FIG. 3 is a rear elevational view thereof;  
FIG. 4 is a left elevational view thereof; and  
FIG. 5 is a right elevational view thereof;  
FIG. 6 is a top plan view thereof; and,  
FIG. 7 is a bottom plan view thereof.

(56) **References Cited**

**U.S. PATENT DOCUMENTS**

2,075,319 A \* 3/1937 Wilkie ..... 5/280  
D435,357 S \* 12/2000 Craig ..... D6/389  
D459,120 S \* 6/2002 Stanton ..... D6/505  
D468,929 S \* 1/2003 Jones et al. .... D6/393

**1 Claim, 5 Drawing Sheets**



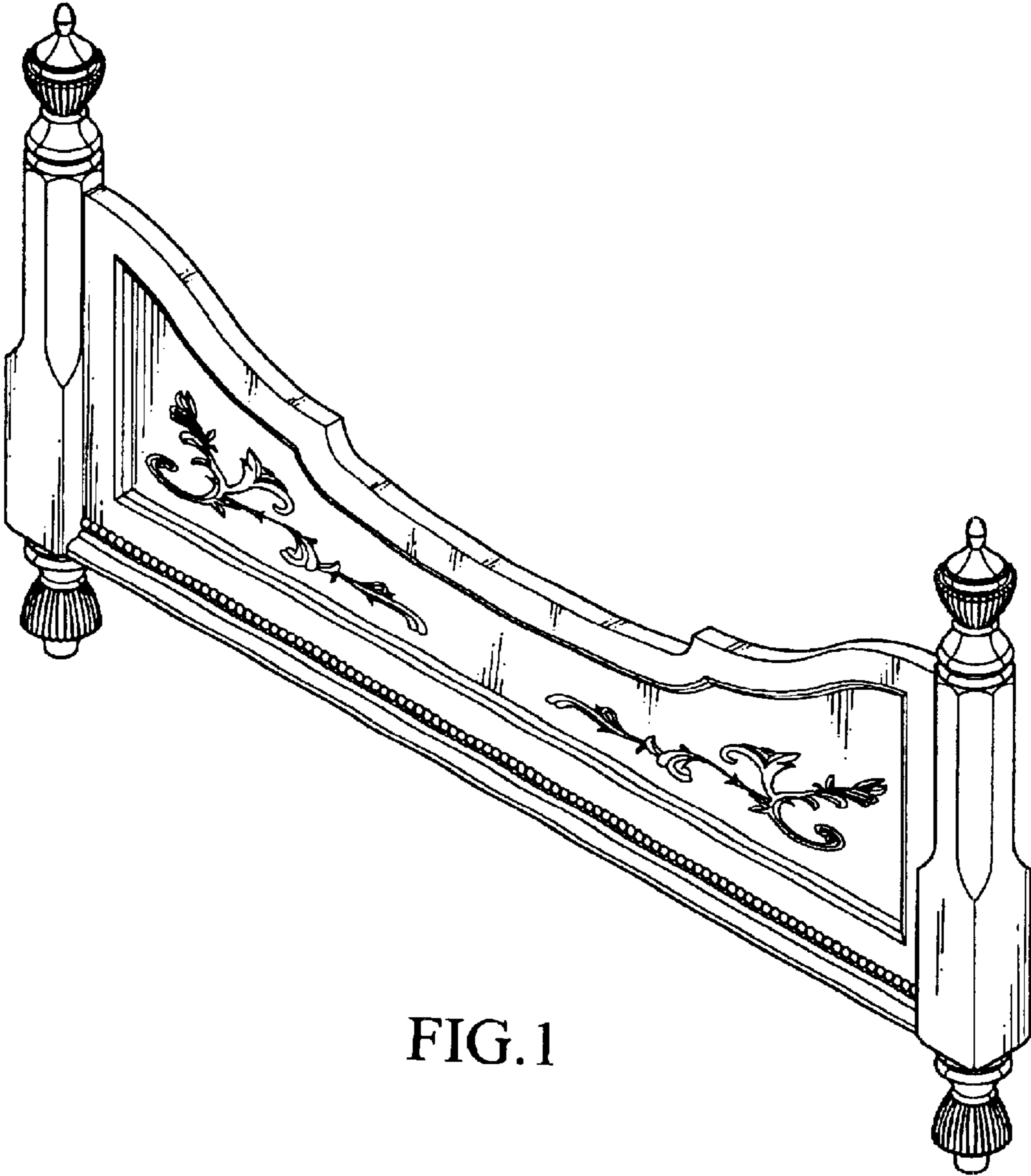


FIG. 1

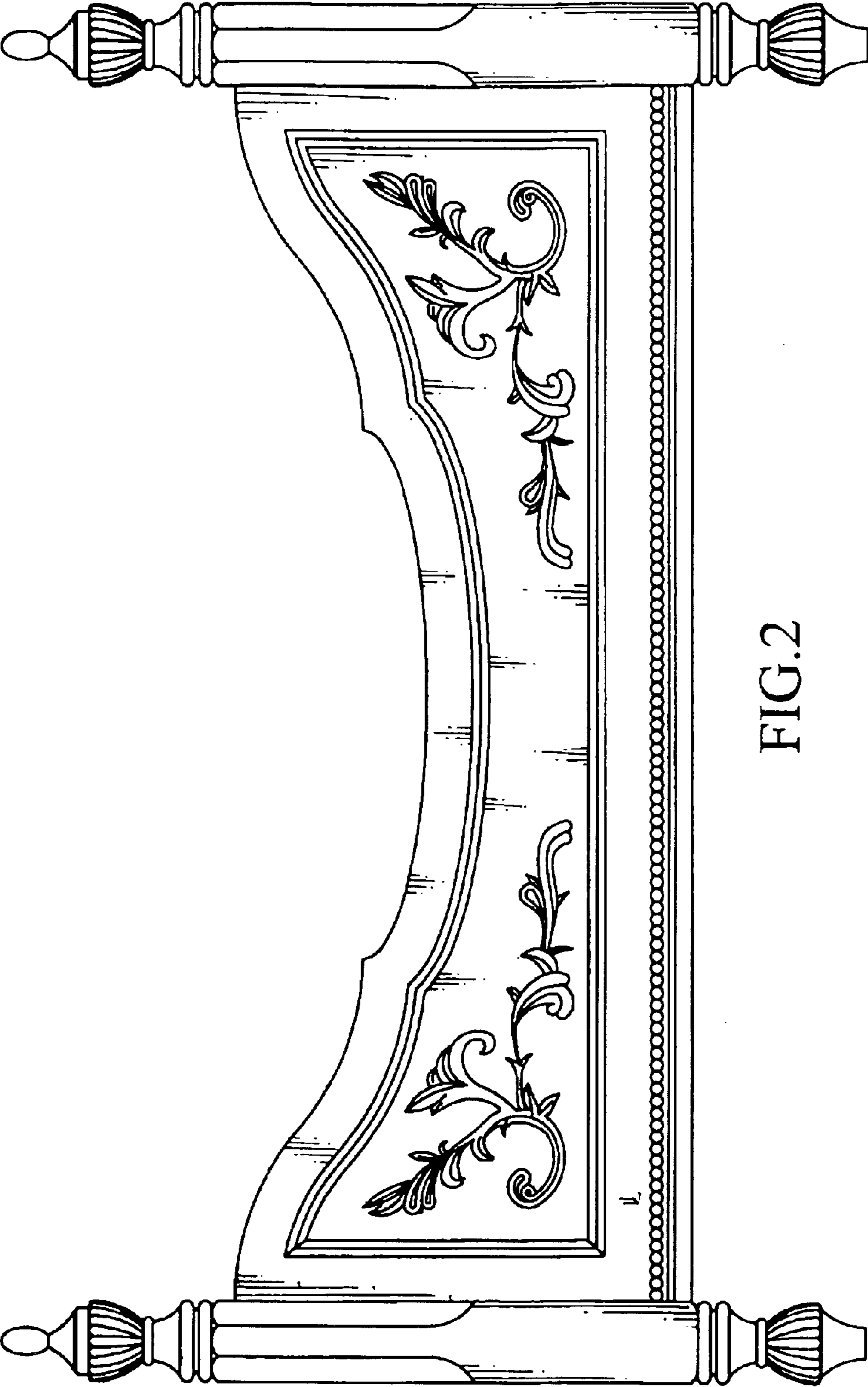


FIG. 2

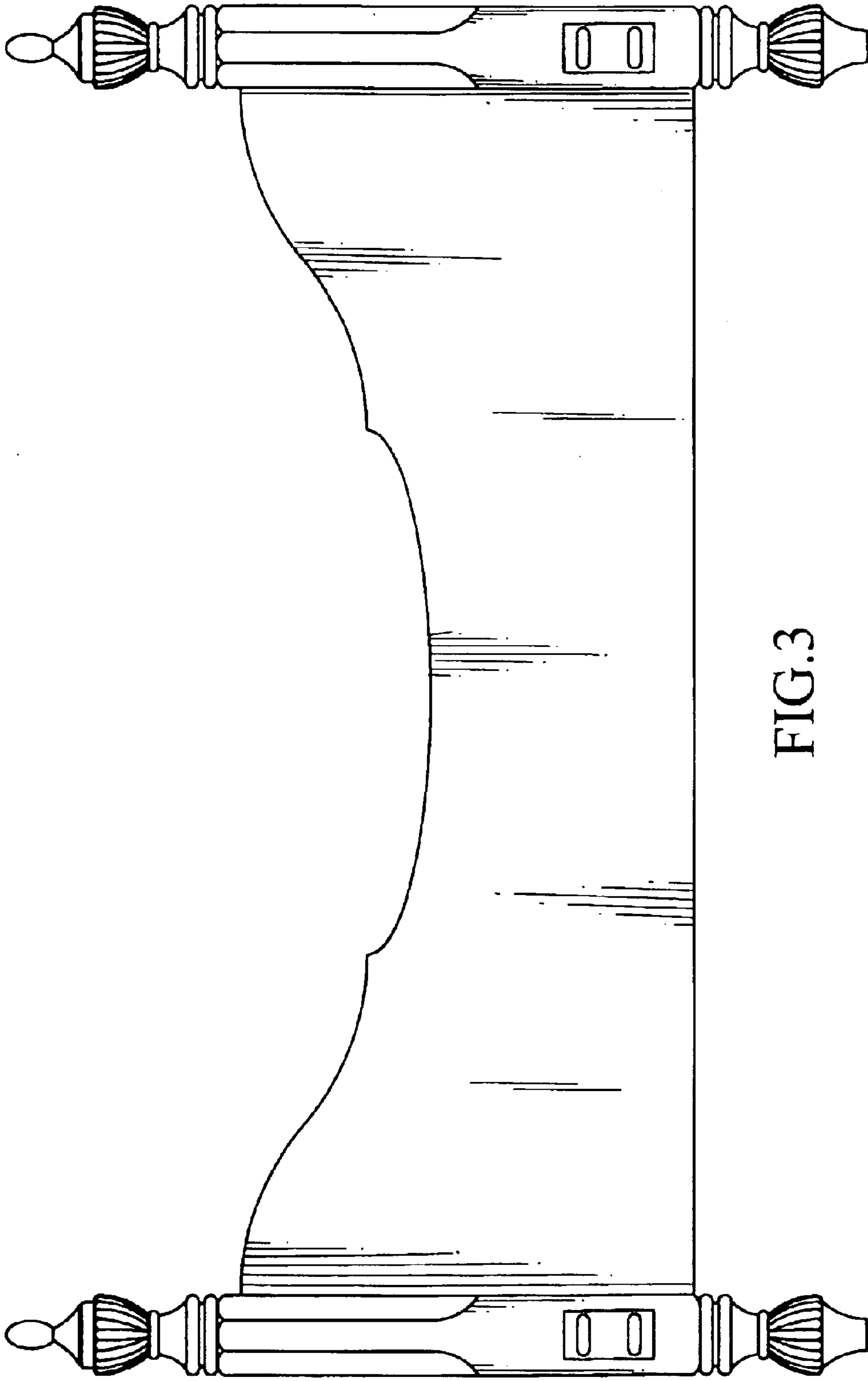


FIG. 3

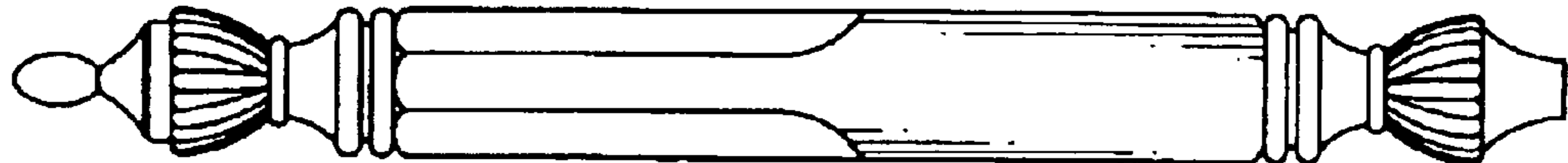


FIG. 5

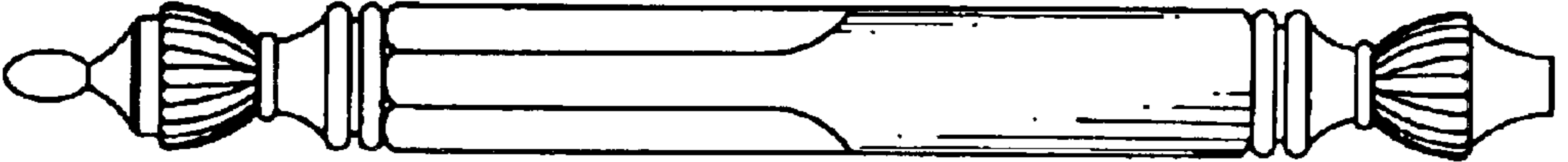


FIG. 4

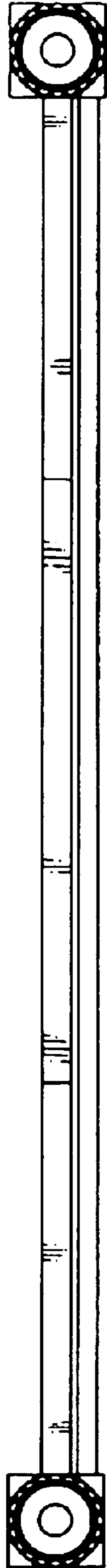


FIG. 6




FIG. 7