



US00D508162S

(12) **United States Design Patent** (10) **Patent No.:** **US D508,162 S**
Harlow (45) **Date of Patent:** **** Aug. 9, 2005**

(54) **PORTION OF A SHOE MIDSOLE**
 (75) Inventor: **Andreas Harlow**, Portland, OR (US)
 (73) Assignee: **Nike, Inc.**, Beaverton, OR (US)
 (**) Term: **14 Years**
 (21) Appl. No.: **29/212,557**
 (22) Filed: **Sep. 3, 2004**
 (51) **LOC (8) Cl.** **02-04**
 (52) **U.S. Cl.** **D2/977; D2/964; D2/967; D2/972**
 (58) **Field of Search** D2/902, 946-949, D2/951-960, 964, 967, 968, 972, 977; 36/3 B, 22 R, 24.5, 25 R, 28, 32 R, 34 R, 35 R, 37, 67 A, 59 C, 59 R

D450,437 S 11/2001 Simpson et al.
 D462,830 S 9/2002 Greene
 6,457,261 B1 * 10/2002 Crary 36/27
 6,487,796 B1 * 12/2002 Avar et al. 36/28
 D474,332 S * 5/2003 Turner et al. D2/964
 D474,581 S 5/2003 Cooper
 D474,582 S 5/2003 Cooper
 D476,474 S 7/2003 McDowell
 6,598,320 B2 * 7/2003 Turner et al. 36/28
 D483,936 S 12/2003 Fullum
 D483,937 S 12/2003 Fullum
 D485,053 S 1/2004 McDowell

(Continued)

OTHER PUBLICATIONS

Nike Footwear Catalog Spring 2004, pp. M6, M37, M40, published Jun. 2003.
 Nike Footwear Catalog Fall 2004, pp. W2, W16, M3, published Nov. 2003.

Primary Examiner—Celia A. Murphy
 (74) *Attorney, Agent, or Firm*—Banner & Witcoff, Ltd.

(56) **References Cited**

U.S. PATENT DOCUMENTS

D344,174 S 2/1994 Kilgore
 D344,398 S 2/1994 Kilgore
 D344,399 S 2/1994 Kilgore
 D344,400 S 2/1994 Kilgore
 D344,401 S 2/1994 Kilgore
 D350,018 S 8/1994 Kilgore
 D350,019 S 8/1994 Kilgore
 D350,020 S 8/1994 Kilgore
 D350,225 S 9/1994 Kilgore
 D350,227 S 9/1994 Kilgore
 D350,433 S 9/1994 Kilgore
 5,343,639 A 9/1994 Kilgore et al.
 D351,057 S 10/1994 Kilgore
 D351,720 S 10/1994 Kilgore
 D351,936 S 11/1994 Kilgore
 D352,159 S 11/1994 Kilgore
 D352,160 S 11/1994 Kilgore
 D354,617 S 1/1995 Kilgore
 D429,877 S 8/2000 Lozano et al.
 D431,898 S 10/2000 Clegg et al.
 D433,216 S 11/2000 Avar et al.
 D446,387 S 8/2001 McCourt
 D446,923 S 8/2001 McCourt
 D447,330 S 9/2001 McCourt

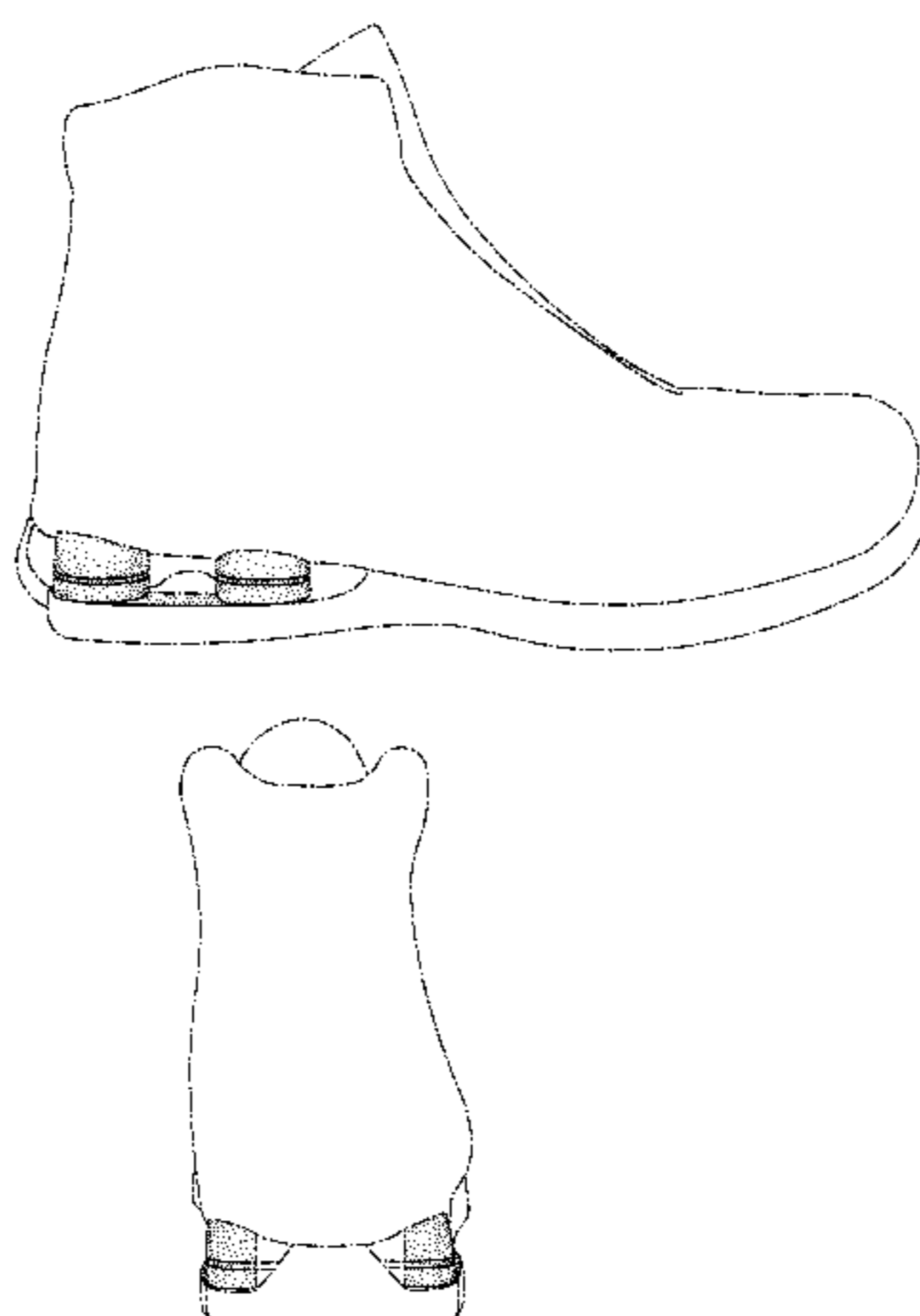
(57) **CLAIM**

The ornamental design for a portion of a shoe midsole, as shown and described.

DESCRIPTION

FIG. 1 is a front perspective view of one side of a portion of a shoe midsole showing my new design;
 FIG. 2 is a side elevational view of one side thereof;
 FIG. 3 is a rear perspective view of one side thereof;
 FIG. 4 is a front perspective view of the other side thereof;
 FIG. 5 is a side elevational view of the other side thereof;
 FIG. 6 is a rear perspective view of the other side thereof;
 and,
 FIG. 7 is a rear elevational view thereof.
 The uneven broken line immediately adjacent to the shaded areas represents an unclaimed portion of the boundary of the design. The uneven broken line showing the remainder of the shoe sole and shoe upper is for illustrative purposes only and forms no part of the claimed design.

1 Claim, 7 Drawing Sheets



US D508,162 S

Page 2

U.S. PATENT DOCUMENTS

D485,975 S	2/2004	McDowell			
6,694,642 B2 *	2/2004	Turner	36/28	
D498,914 S	* 11/2004	Sokolowski	D2/972	
D499,248 S	* 12/2004	Sokolowski	D2/972	
D500,402 S	* 1/2005	Sokolowski	D2/964	
					6,851,204 B2 * 2/2005 Aveni et al. 36/28
					2003/0061731 A1 * 4/2003 Turner et al. 36/28
					2004/0128860 A1 * 7/2004 Smaldone et al. 36/28
					2004/0261292 A1 * 12/2004 Aveni et al. 36/28

* cited by examiner

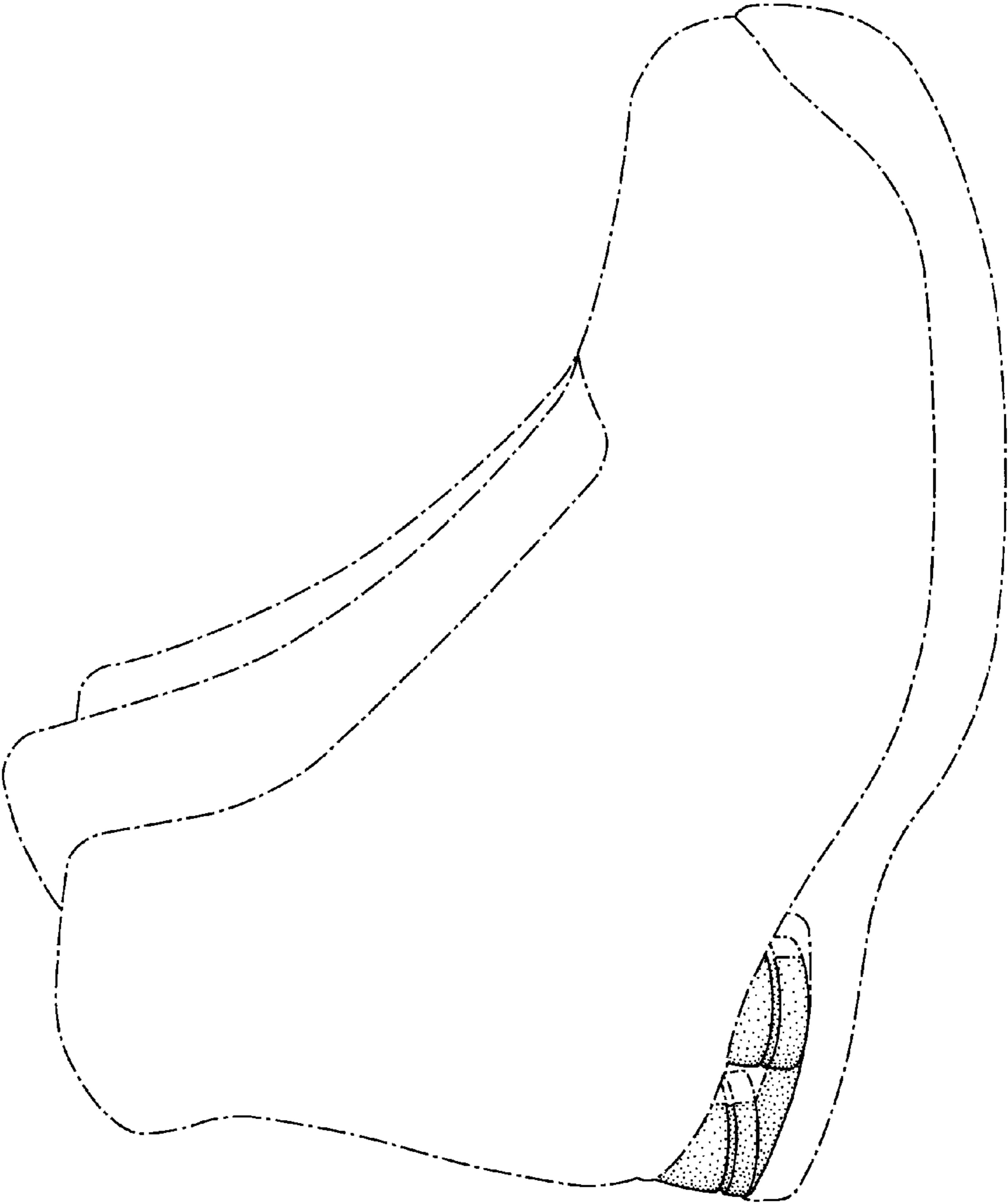


FIG.1

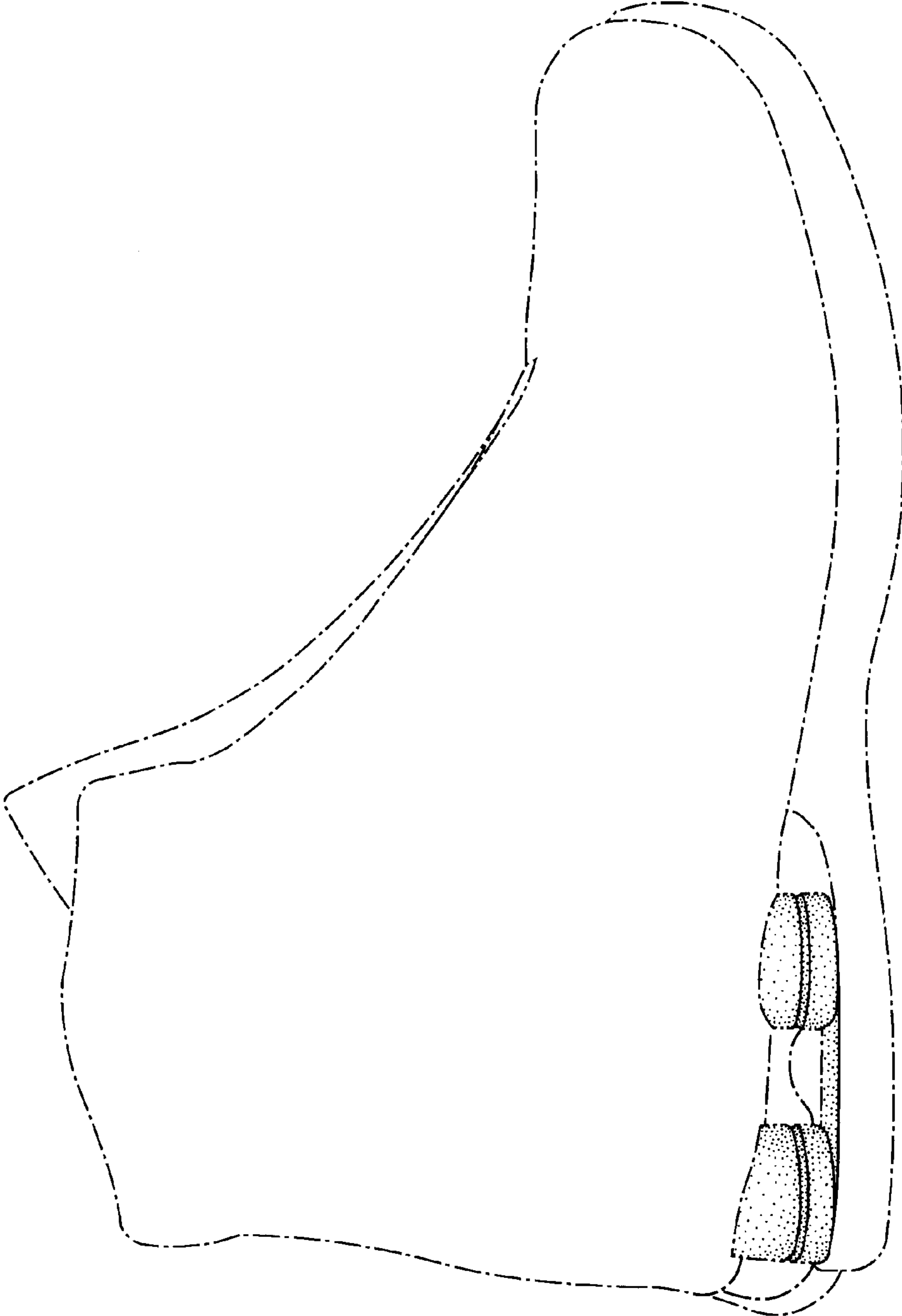


FIG. 2

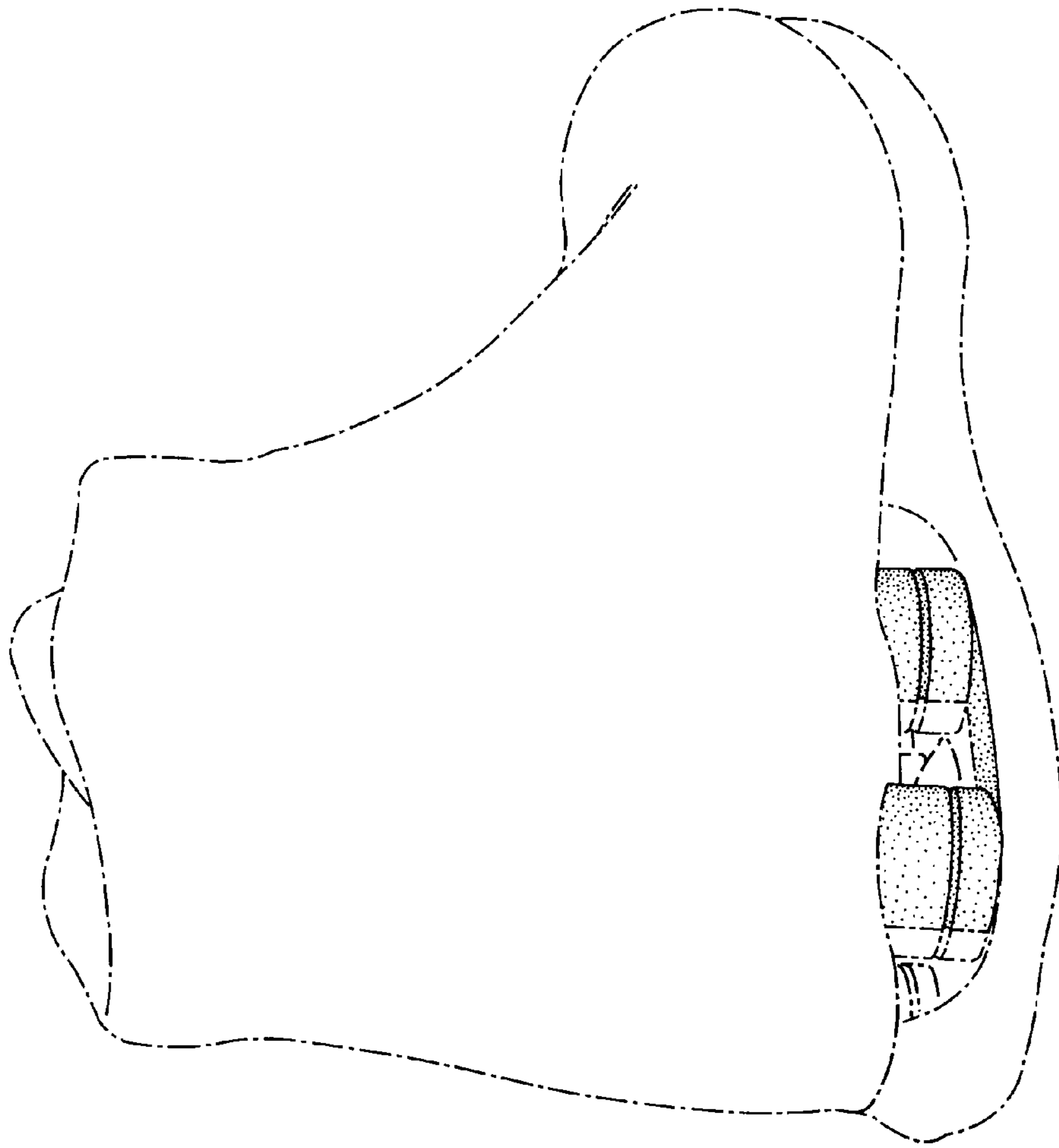


FIG. 3

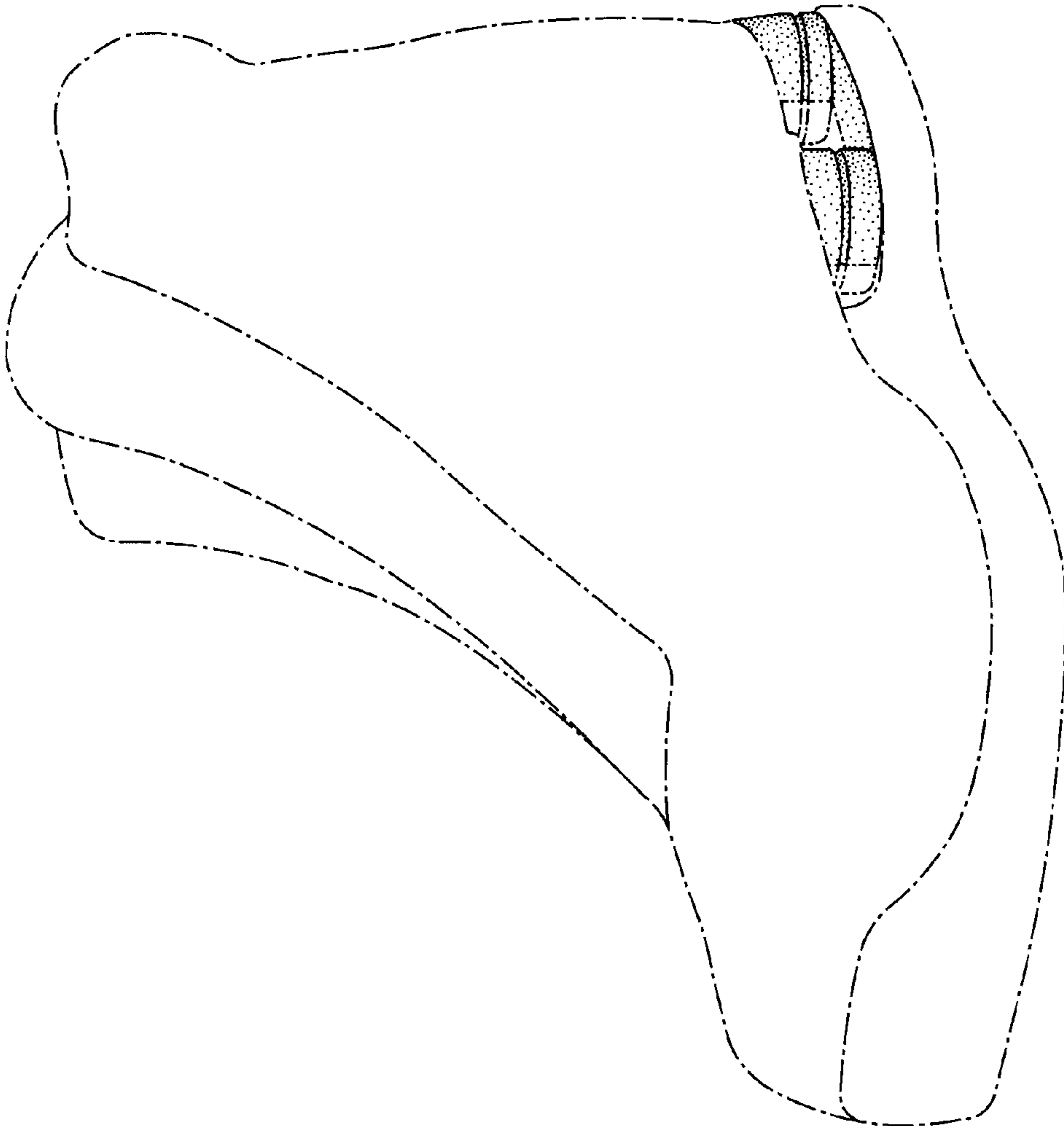


FIG.4

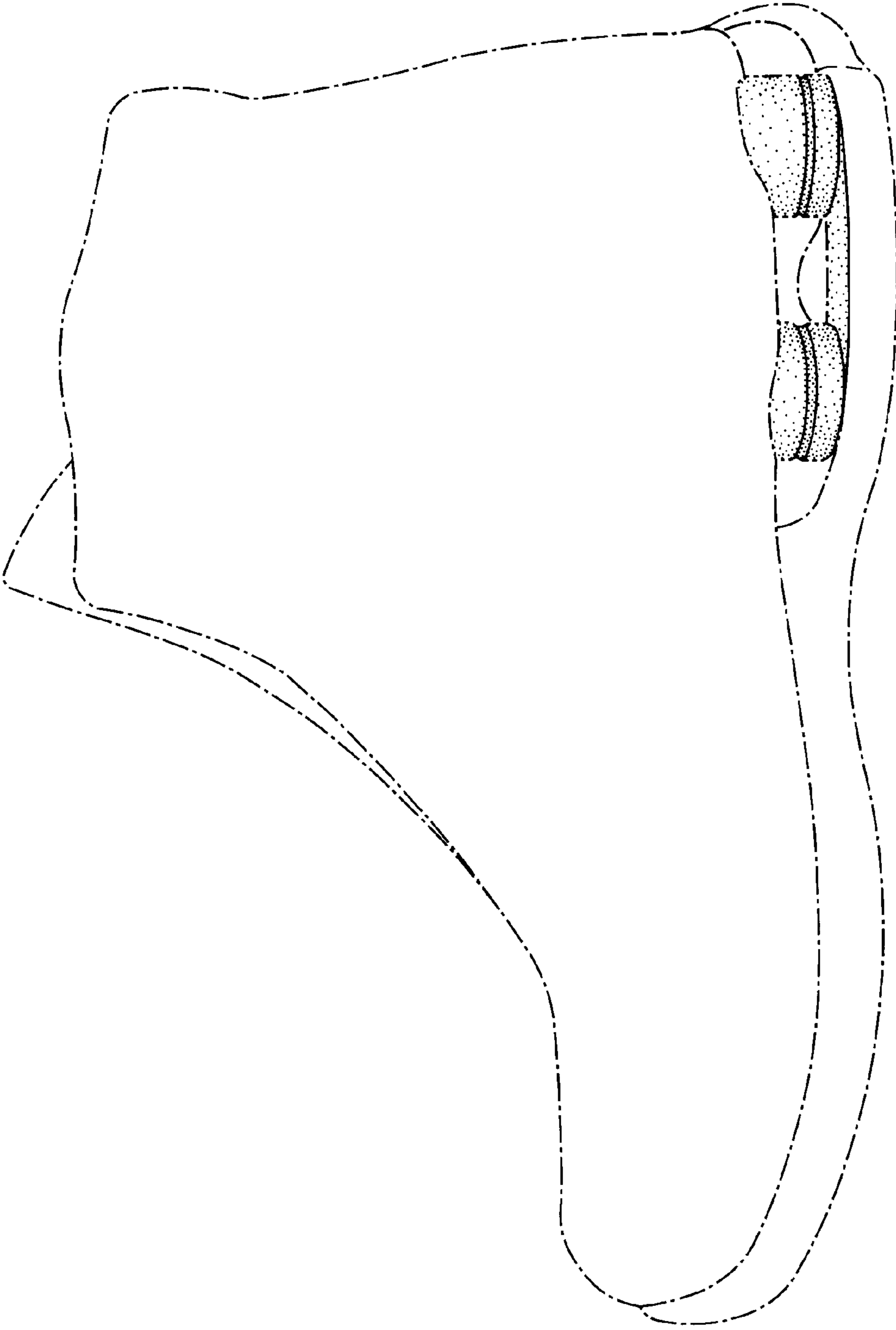


FIG.5

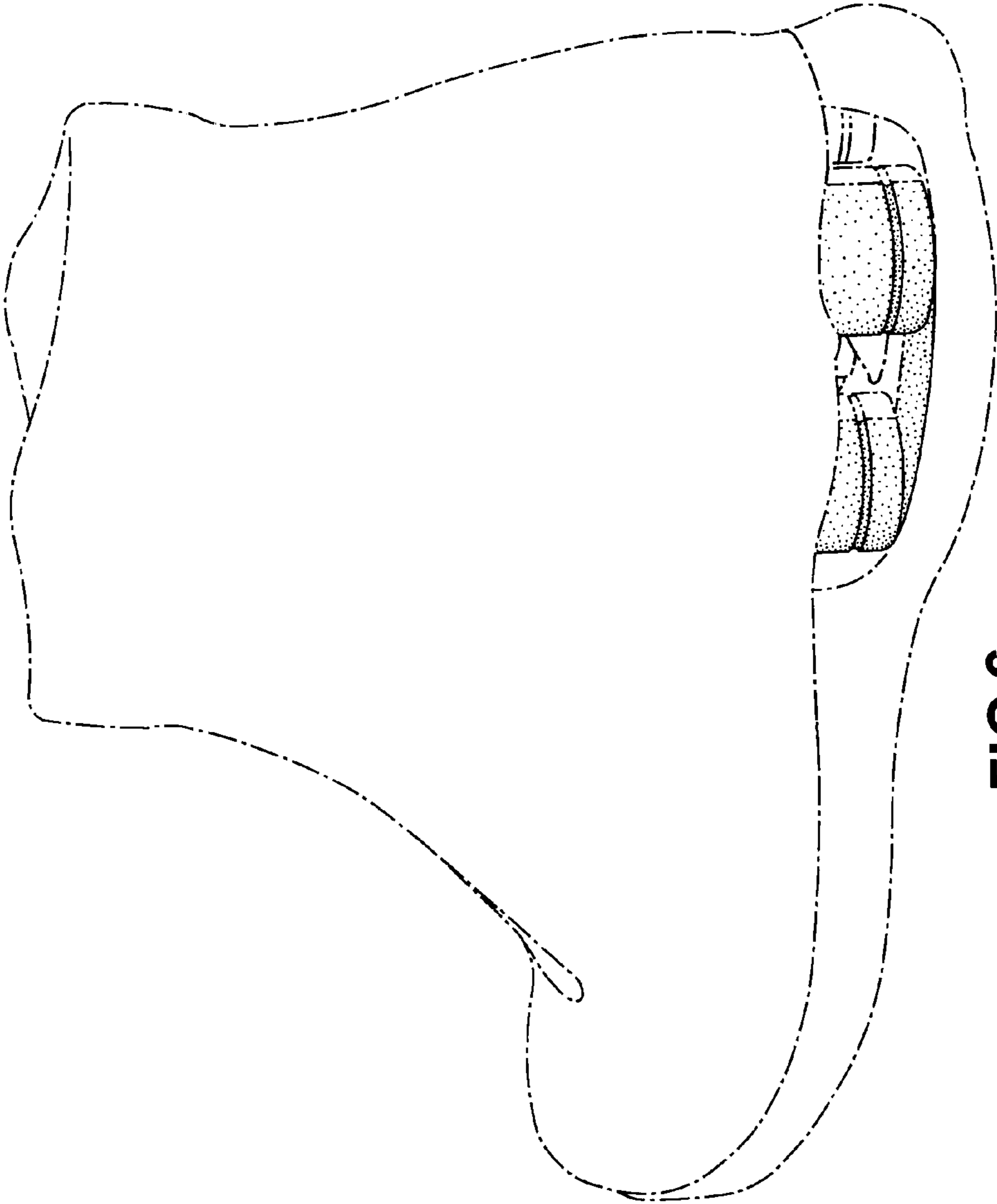


FIG.6

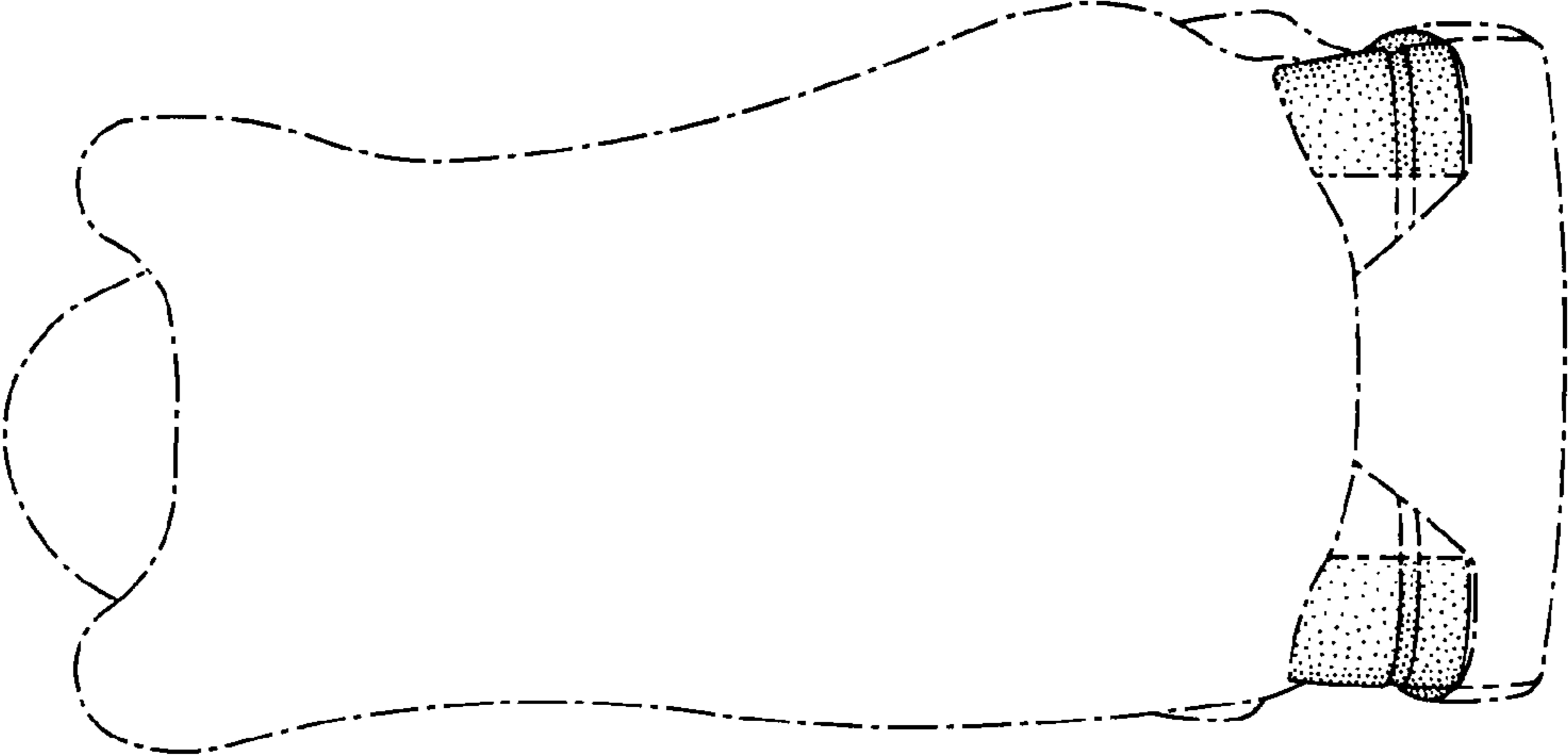


FIG.7