

US00D508160S

(12) **United States Design Patent** (10) **Patent No.:** **US D508,160 S**  
**Sonnergren** (45) **Date of Patent:** **\*\* Aug. 9, 2005**

(54) **FOOTWEAR SOLE**

(75) Inventor: **Trond Sonnergren**, Milan (IT)

(73) Assignee: **Wolverine World Wide, Inc.**,  
Rockford, MI (US)

(\*\*) Term: **14 Years**

(21) Appl. No.: **29/206,587**

(22) Filed: **Jun. 1, 2004**

(51) **LOC (8) Cl.** ..... **02-04**

(52) **U.S. Cl.** ..... **D2/953; D2/957; D2/959;**  
**D2/960**

(58) **Field of Search** ..... D2/902, 946-949,  
D2/951-960; 36/3 B, 22 R, 24.5, 25 R,  
28, 32 R, 34 R, 67 A, 59 C

(56) **References Cited**

**U.S. PATENT DOCUMENTS**

D410,966 S	*	6/1999	Cretinon	.....	D2/960
5,915,820 A	*	6/1999	Kraeuter et al.	.....	36/114
D412,777 S	*	8/1999	Norton et al.	.....	D2/947
D414,594 S	*	10/1999	Parisotto	.....	D2/959
6,065,230 A	*	5/2000	James	.....	36/25 R
D433,790 S	*	11/2000	Oliver	.....	D2/957
D433,791 S	*	11/2000	Laberge	.....	D2/957
D448,147 S	*	9/2001	Zimmer et al.	.....	D2/953
D456,982 S	*	5/2002	Rogers	.....	D2/957
D470,649 S	*	2/2003	Wilson	.....	D2/960
D473,698 S	*	4/2003	St-Louis	.....	D2/957
D485,423 S	*	1/2004	Truelsen	.....	D2/953

**OTHER PUBLICATIONS**

Merrell Spring 2004 Catalog, pp 16-18.

Merrell Fall 2001 Catalog, p 18.

Merrell Fall 2000 Catalog, p 27.

\* cited by examiner

*Primary Examiner*—Celia A. Murphy

(74) *Attorney, Agent, or Firm*—Warner Norcross & Judd

(57) **CLAIM**

The ornamental design for footwear sole, as shown and described.

**DESCRIPTION**

FIG. 1 is a perspective view of the footwear sole embodying the new design;

FIG. 2 is a bottom plan view thereof;

FIG. 3 is a right side elevational view thereof;

FIG. 4 is a left side elevational view thereof;


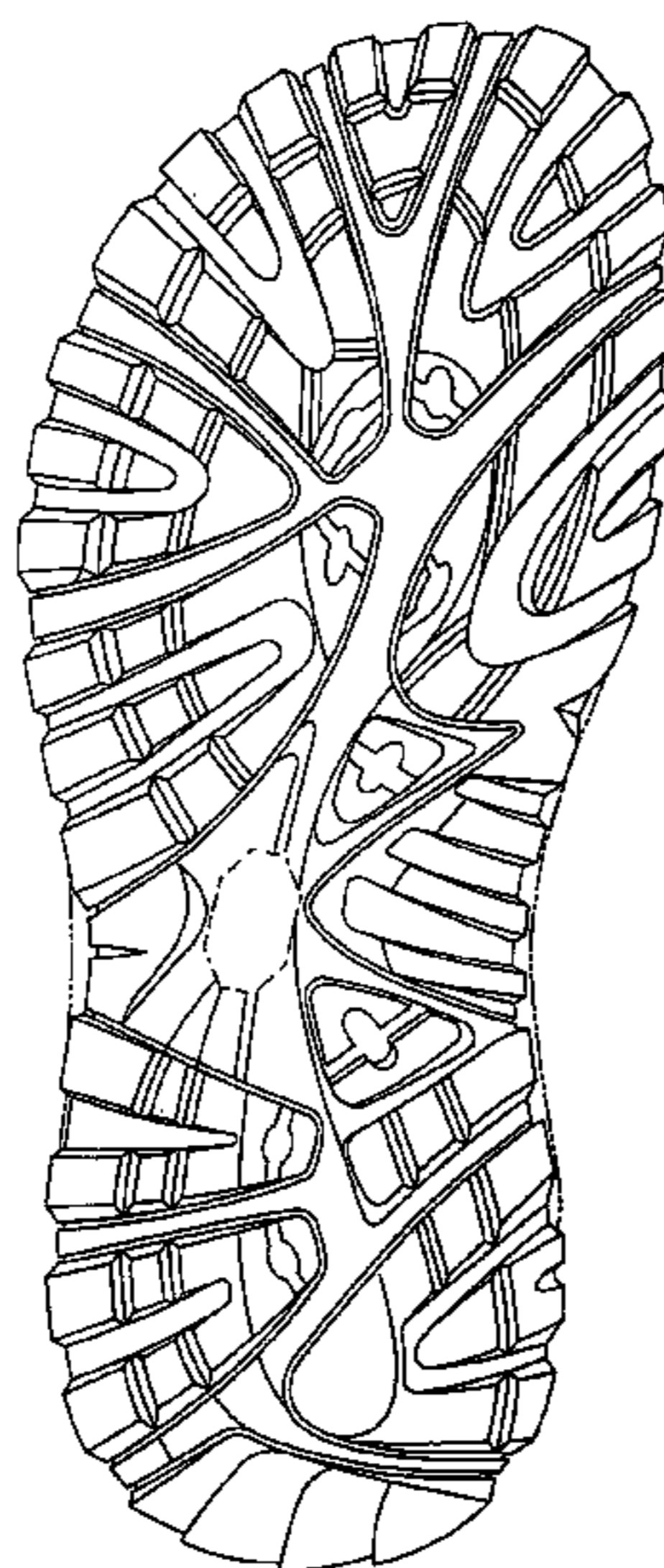
FIG. 5 is a front elevational view thereof; and,

FIG. 6 is a rear elevational view thereof.

FIGS. 1-6 show portions of an upper and portions of the sole in broken lines. The upper and portions of the sole are shown for environmental purposes and do not form any part of the claimed design.

The broken lines immediately adjacent to the solid lines, and the octagonal broken line shape, define the boundaries of the design. The broken lines, and the area within the octagonal shape form no part of the claim.

**1 Claim, 4 Drawing Sheets**



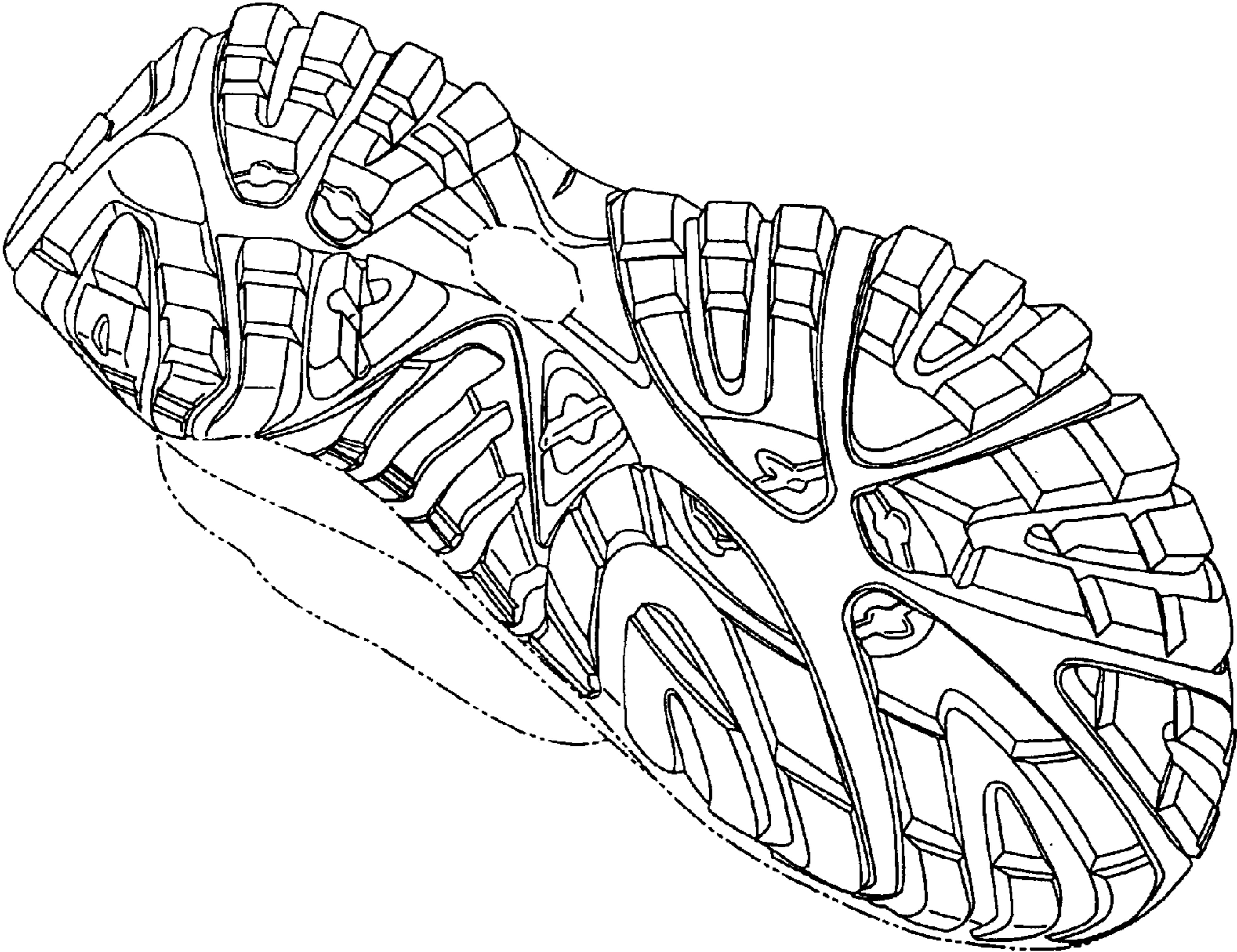


Fig. 1



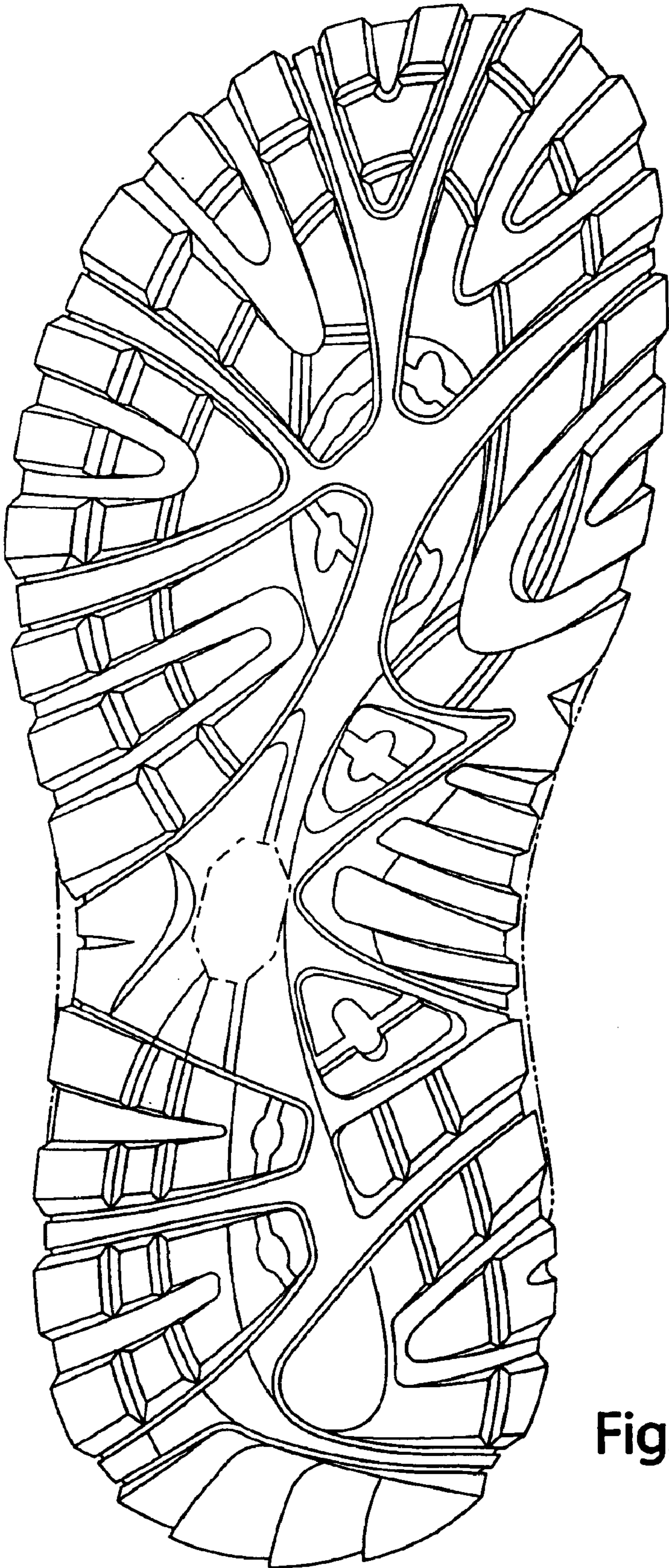


Fig. 2

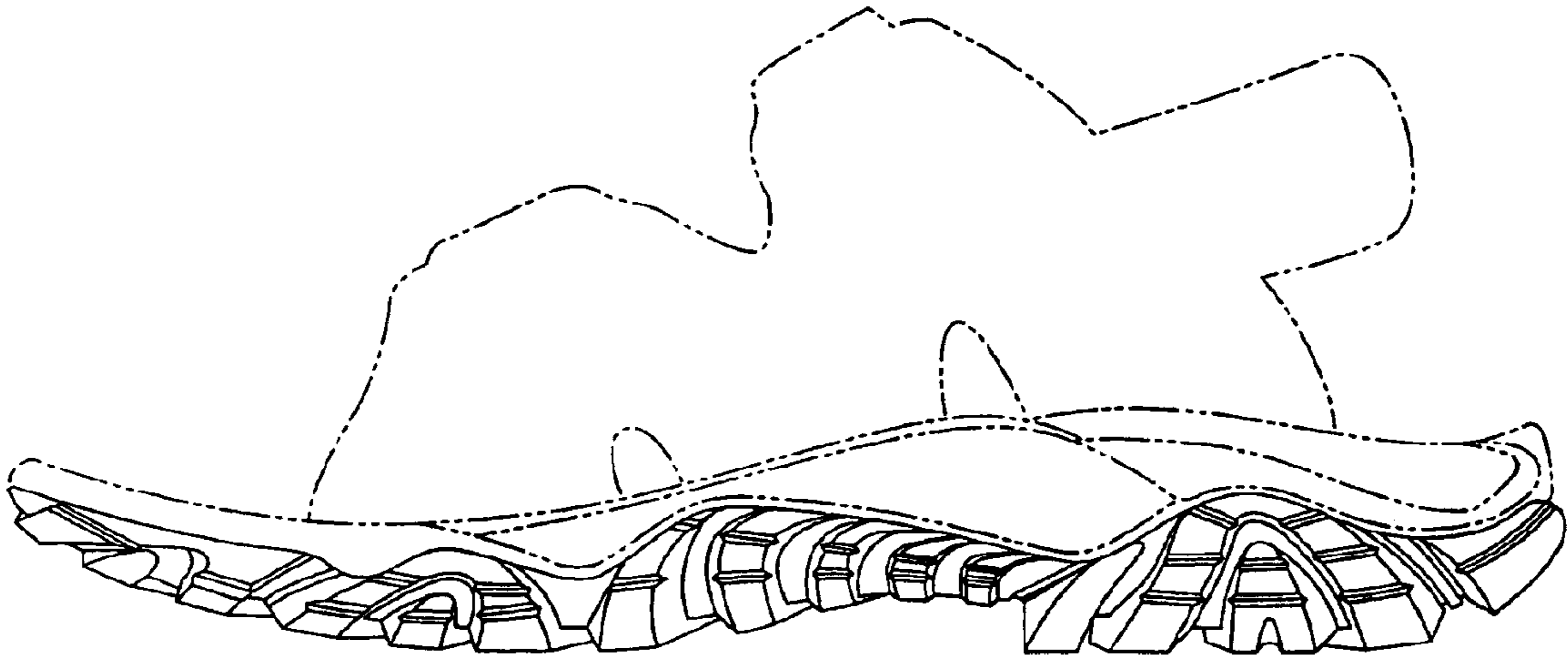


Fig. 3




Fig. 4

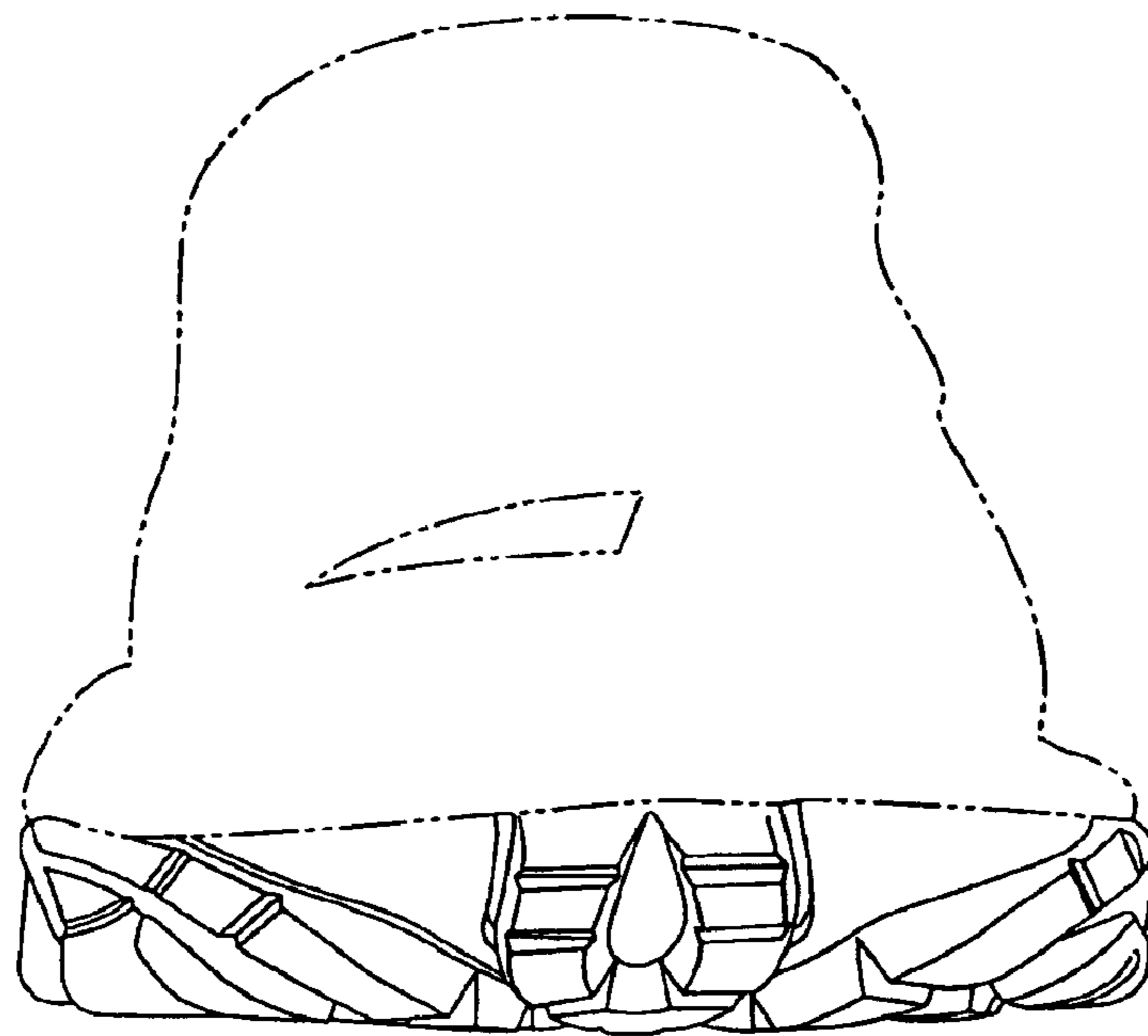


Fig. 5

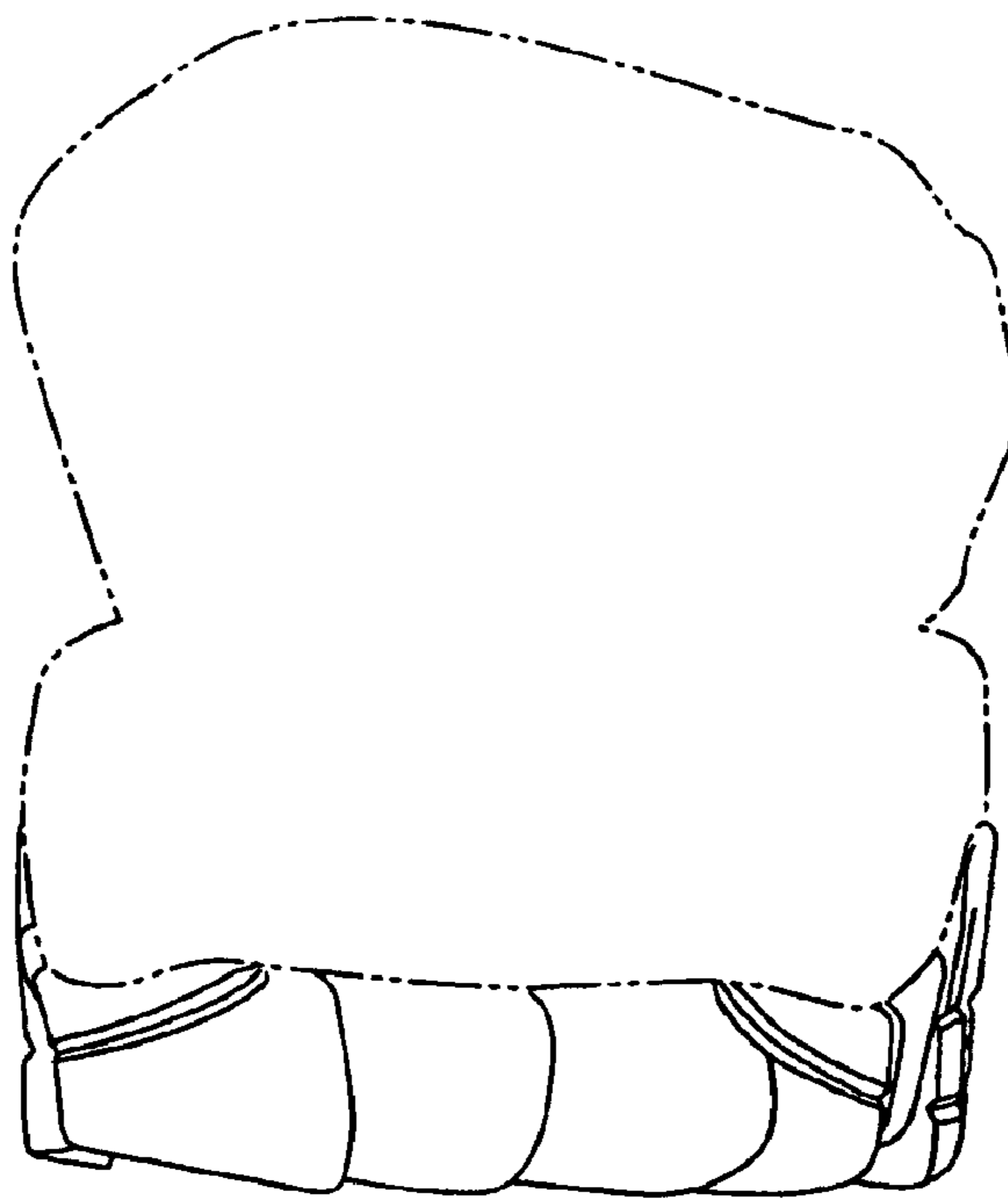


Fig. 6