

US00D508147S

(12) **United States Design Patent**
Pop

(10) **Patent No.:** **US D508,147 S**

(45) **Date of Patent:** **** Aug. 2, 2005**

(54) **FOOT SCRUBBING APPARATUS**

(76) **Inventor:** **Oeut S. Pop**, 52 Commercial St. #3,
Lynn, MA (US) 07905-2534

(**) **Term:** **14 Years**

(21) **Appl. No.:** **29/204,584**

(22) **Filed:** **May 3, 2004**

(51) **LOC (8) Cl.** **28-03**

(52) **U.S. Cl.** **D28/63; D28/57**

(58) **Field of Search** **D28/56, 57, 59,**
D28/63; 15/104.92, 229.11; D32/40, 45,
47; D4/120; 4/606

(56) **References Cited**

U.S. PATENT DOCUMENTS

3,021,649 A *	2/1962	Robbins	15/229.11
3,148,404 A *	9/1964	Jensen	15/229.11
5,177,829 A	1/1993	Simpson		
5,321,867 A	6/1994	Probst		

5,729,858 A	3/1998	Riffel		
6,223,379 B1	5/2001	Martin		
6,253,407 B1	7/2001	Bjelkevig		
6,370,722 B1 *	4/2002	Duckworth	15/104.92
D457,985 S	5/2002	McNaughton et al.		

* cited by examiner

Primary Examiner—Jennifer Rivard

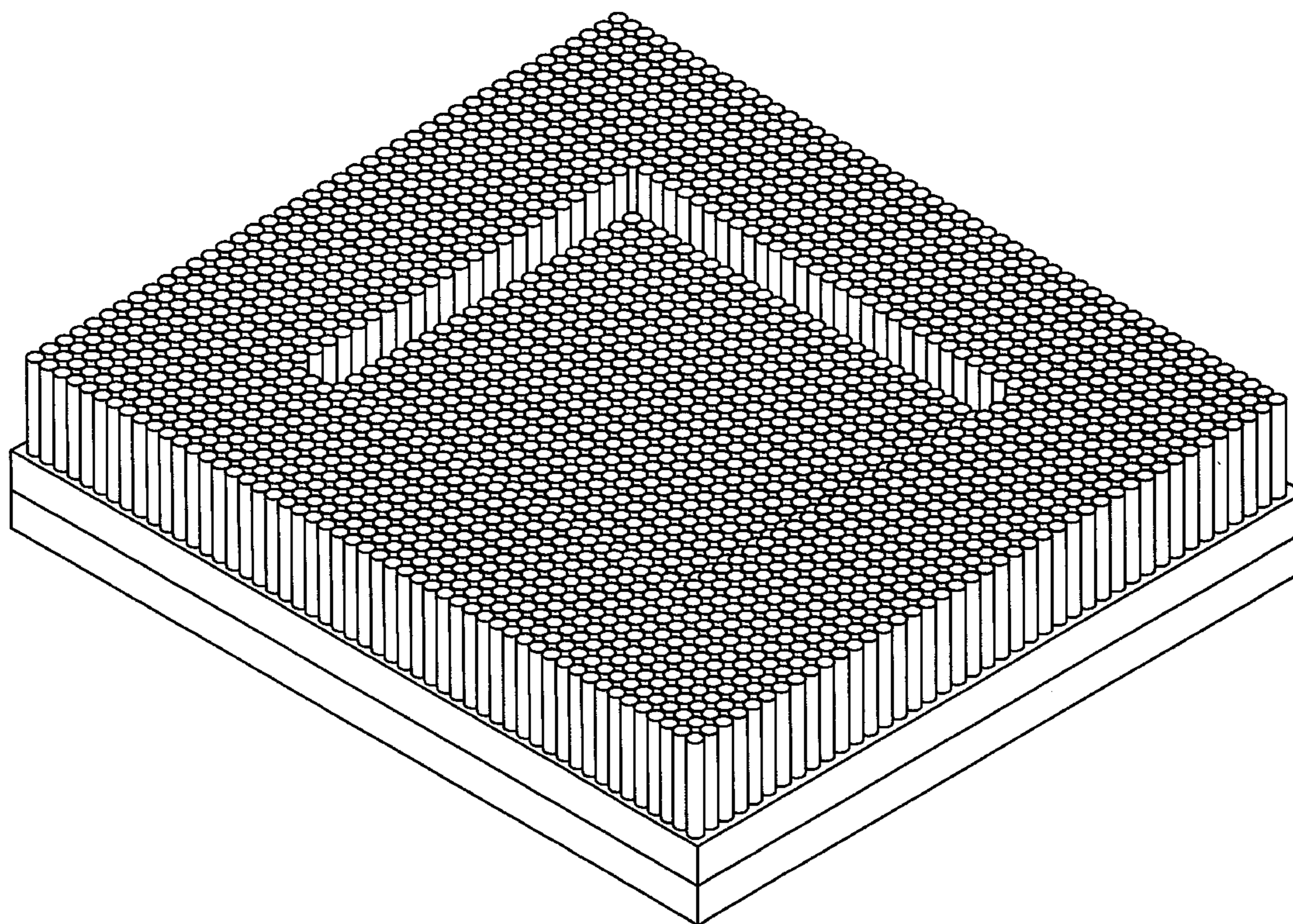
(57) **CLAIM**

The ornamental design for a foot scrubbing apparatus, as shown and described.

DESCRIPTION

FIG. 1 is a top plan view of a foot scrubbing apparatus showing my new design;
FIG. 2 is a bottom plan view thereof;
FIG. 3 is a side elevational view thereof;
FIG. 4 is a front elevational view thereof; and,
FIG. 5 is a perspective view thereof.

1 Claim, 3 Drawing Sheets






FIG. 2




FIG. 1

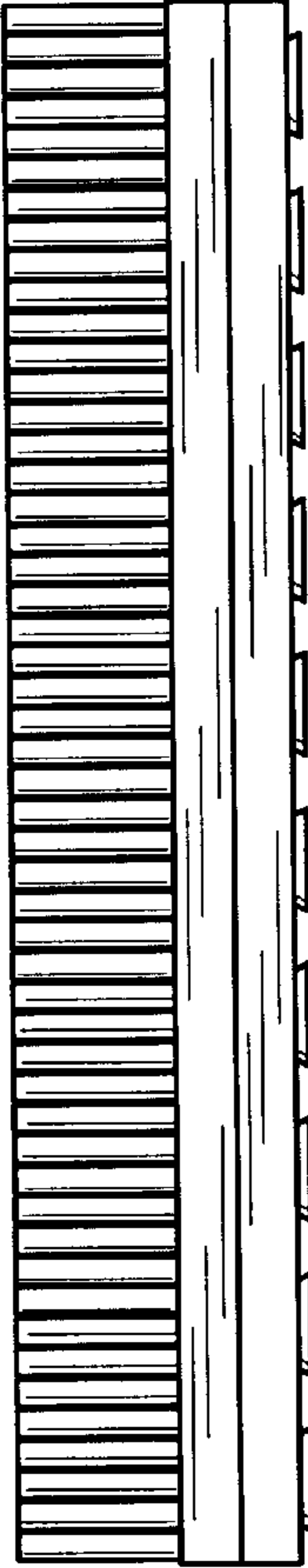


FIG. 3

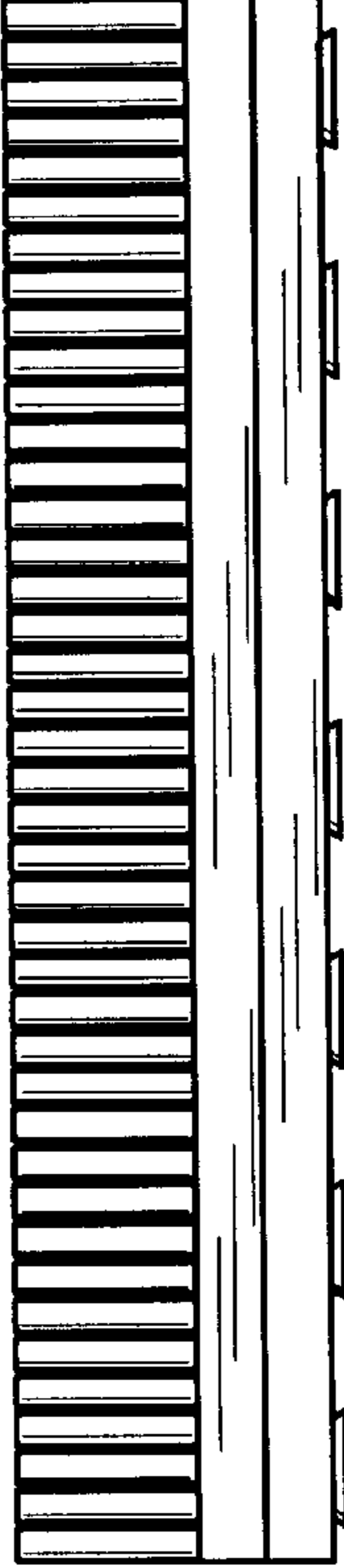


FIG. 4

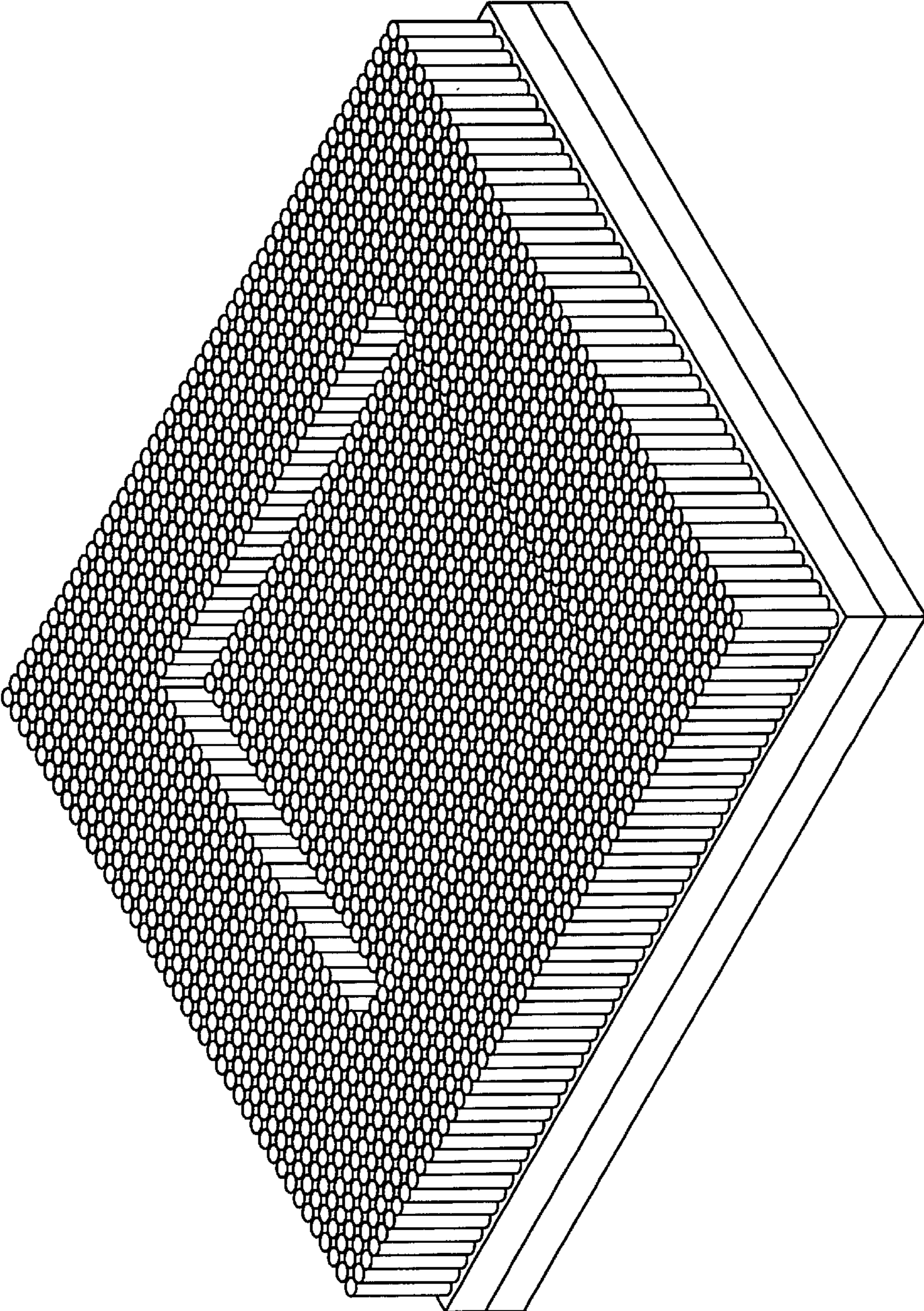


FIG. 5