

US00D508132S

(12) **United States Design Patent**
Huang

(10) **Patent No.:** **US D508,132 S**

(45) **Date of Patent:** **** Aug. 2, 2005**

(54) **FOOT MASSAGE DEVICE**

D478,174 S * 8/2003 Huang D24/212
D490,530 S * 5/2004 Chen D24/212

(76) **Inventor:** **Chu-Chau Huang**, P.O. Box 26-757,
Taipei 106 (TW)

* cited by examiner

(**) **Term:** **14 Years**

Primary Examiner—Cathy Anne MacCormac

Assistant Examiner—Melanie Levy

(74) *Attorney, Agent, or Firm*—Rosenberg, Klein & Lee

(21) **Appl. No.:** **29/208,017**

(57) **CLAIM**

(22) **Filed:** **Jun. 23, 2004**

The ornamental design for a “foot massage device,” as shown and described.

(51) **LOC (8) Cl.** **28-03**

(52) **U.S. Cl.** **D24/212; D24/200**

(58) **Field of Search** D24/200, 211,
D24/212, 213; 482/51, 79; 601/23, 27,
28, 136

DESCRIPTION

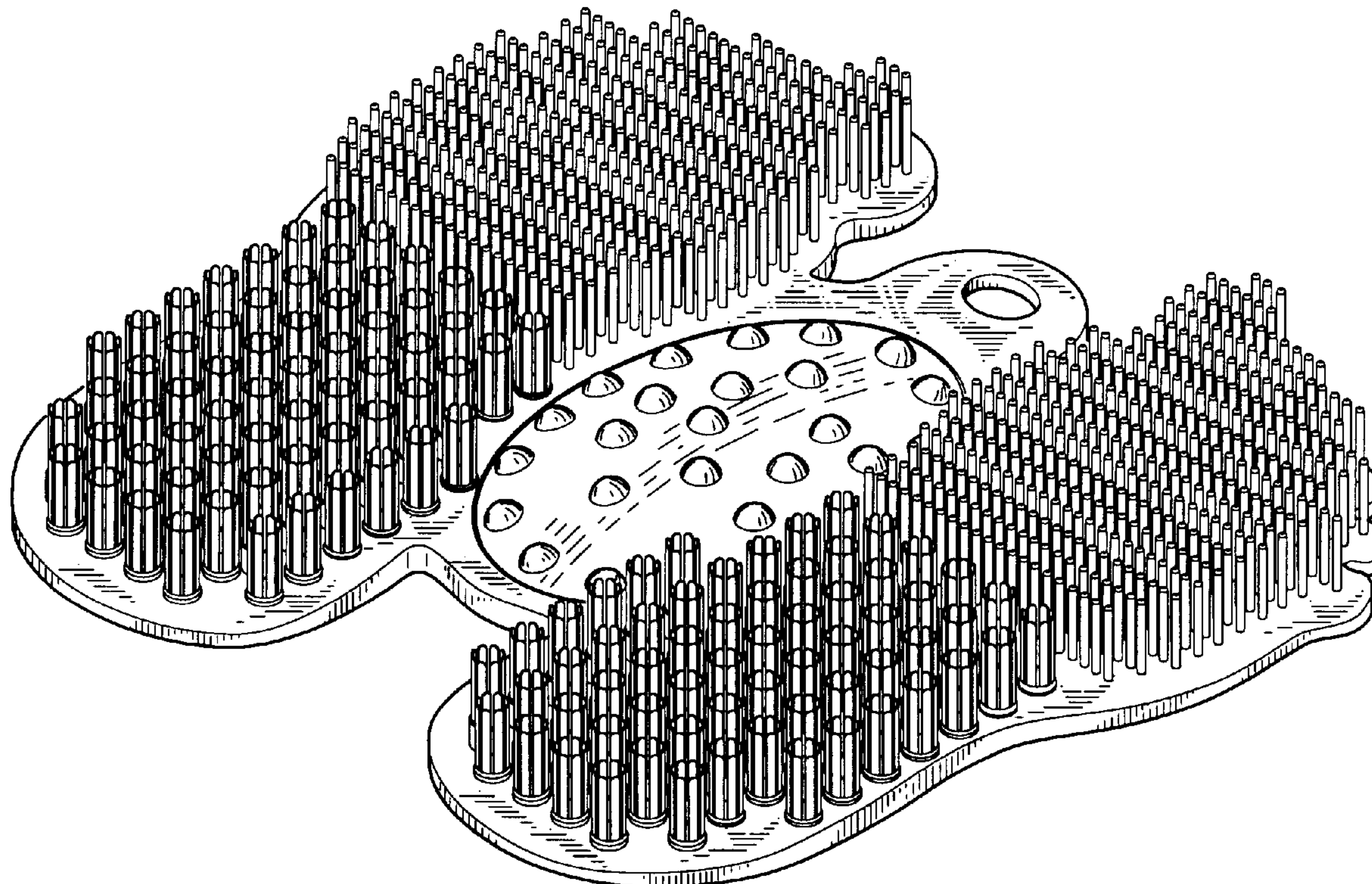
FIG. 1 is a perspective view of a “foot massage device” showing my new design;
FIG. 2 is a front view thereof;
FIG. 3 is a rear view thereof;
FIG. 4 is a left side view thereof;
FIG. 5 is a right side view thereof;
FIG. 6 is a top view thereof; and,
FIG. 7 is a bottom view thereof.

(56) **References Cited**

U.S. PATENT DOCUMENTS

2,476,921 A * 7/1949 Shock 482/79
D405,189 S * 2/1999 Lamocnia D24/212
D430,936 S * 9/2000 Noble D24/211
6,478,756 B1 * 11/2002 Chen 601/136

1 Claim, 4 Drawing Sheets



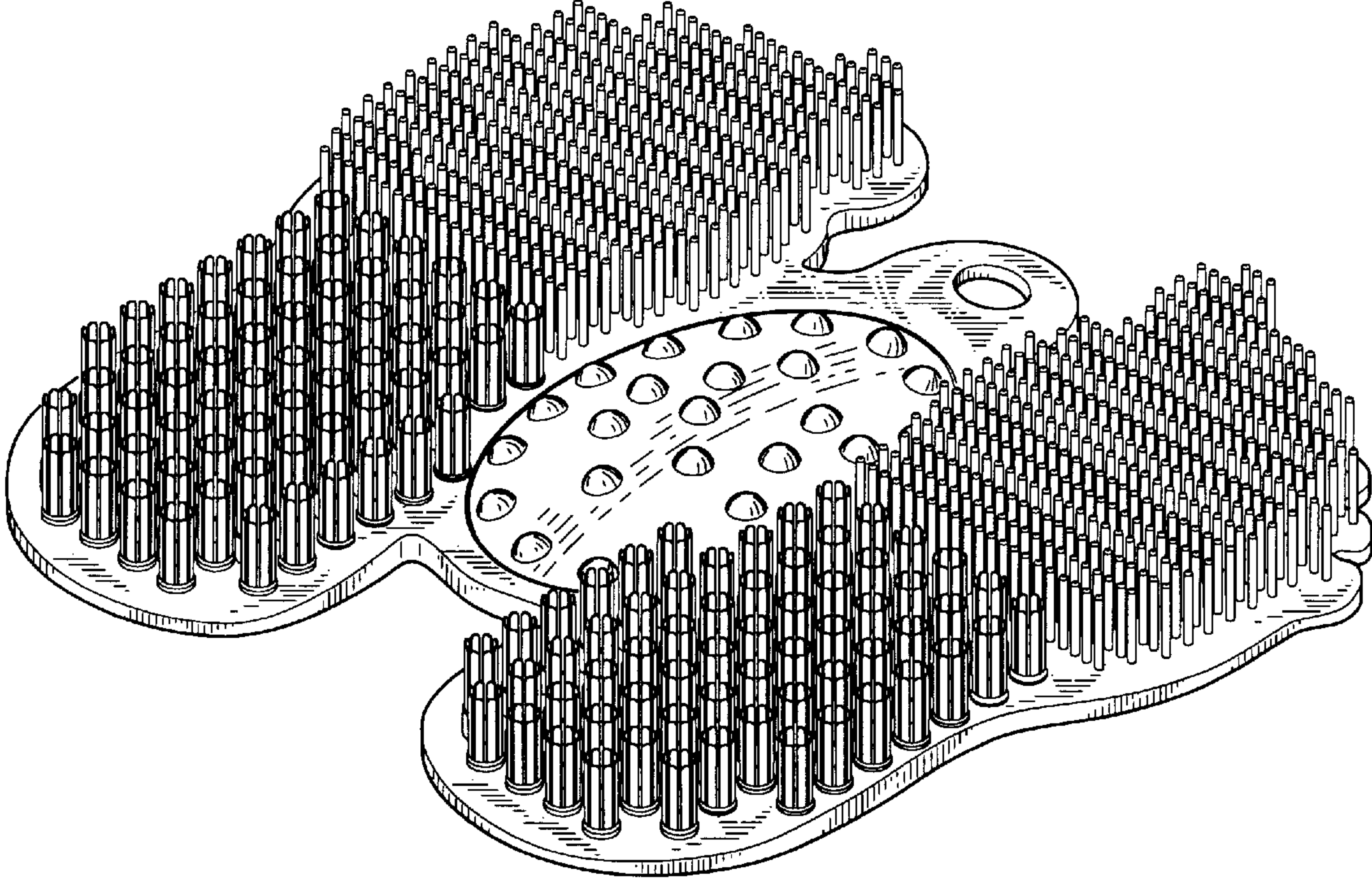


FIG. 1




FIG. 2




FIG. 3

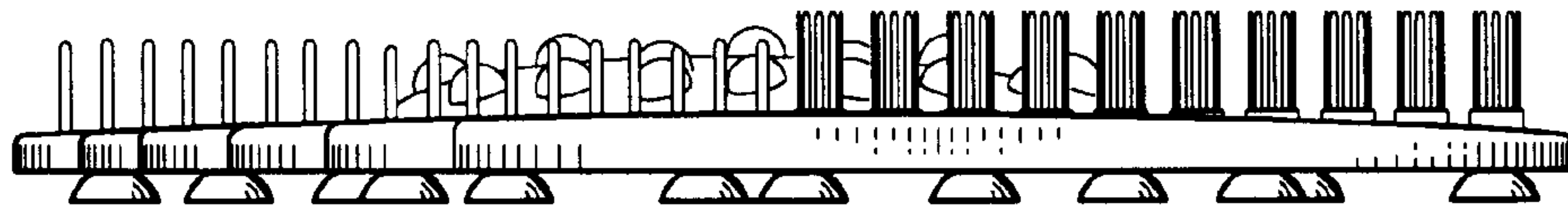


FIG. 4




FIG. 5




FIG. 6

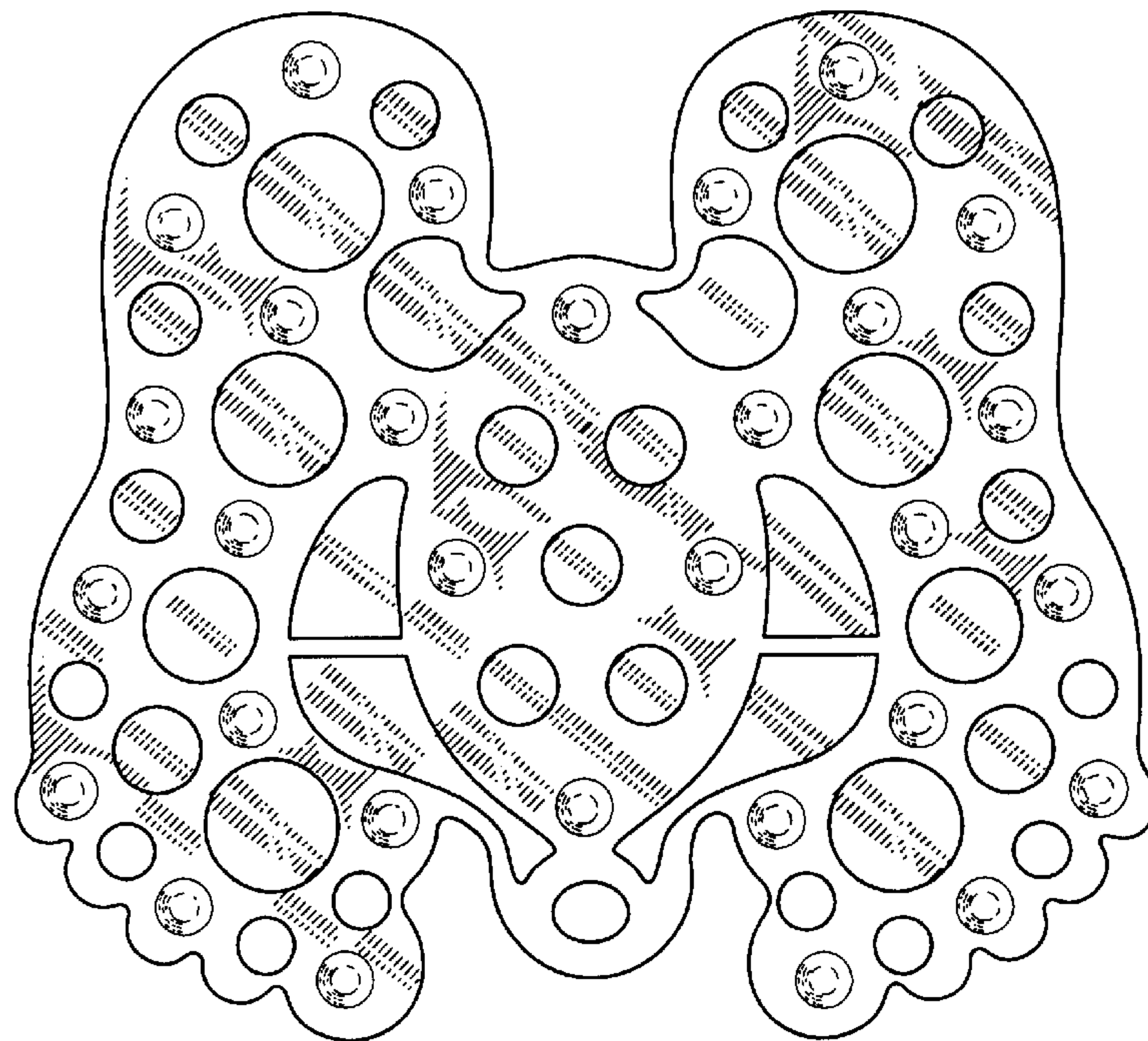


FIG. 7