

US00D508118S

(12) **United States Design Patent**  
**Motonishi et al.**

(10) **Patent No.:** **US D508,118 S**

(45) **Date of Patent:** **\*\* Aug. 2, 2005**

(54) **OUTDOOR UNIT OF AIR CONDITIONER**

D443,349 S \* 6/2001 Nonaka ..... D23/351  
D495,407 S \* 8/2004 Asaoka et al. .... D23/351  
D497,983 S \* 11/2004 Nanjo et al. .... D23/351

(75) Inventors: **Kazuo Motonishi**, Kawasaki (JP);  
**Satoshi Nanjo**, Kawasaki (JP)

**OTHER PUBLICATIONS**

(73) Assignee: **Fujitsu General Limited**,  
Kanagawa-ken (JP)

Chinese Design Patent Gazette issued on Jun. 26, 2002 (Reg. No. 01343479.9).

(\*\*) Term: **14 Years**

\* cited by examiner

(21) Appl. No.: **29/212,829**

*Primary Examiner*—Brian N Vinson

(22) Filed: **Sep. 9, 2004**

(74) *Attorney, Agent, or Firm*—Sughrue Mion, PLLC

(30) **Foreign Application Priority Data**

(57) **CLAIM**

Mar. 10, 2004 (JP) ..... 2004-007070

The ornamental design for an outdoor unit of air conditioner, as shown.

(51) **LOC (8) Cl.** ..... **23-04**

**DESCRIPTION**

(52) **U.S. Cl.** ..... **D23/351**

(58) **Field of Search** ..... D23/351-354;  
62/259.1, 259.4, 262-263, 298; 312/236;  
454/201-204

FIG. 1 is a perspective view of the top, front and right side of an outdoor unit of air conditioner;  
FIG. 2 is a front elevational view thereof;  
FIG. 3 is a rear elevational view thereof;  
FIG. 4 is a left side elevational view thereof;  
FIG. 5 is a right side elevational view thereof;  
FIG. 6 is a top plan view thereof; and,  
FIG. 7 is a bottom plan view thereof.

(56) **References Cited**

**U.S. PATENT DOCUMENTS**

D398,388 S \* 9/1998 Aihara et al. .... D23/351  
D403,757 S \* 1/1999 Aketa et al. .... D23/351

**1 Claim, 5 Drawing Sheets**




FIG. 1




FIG. 2

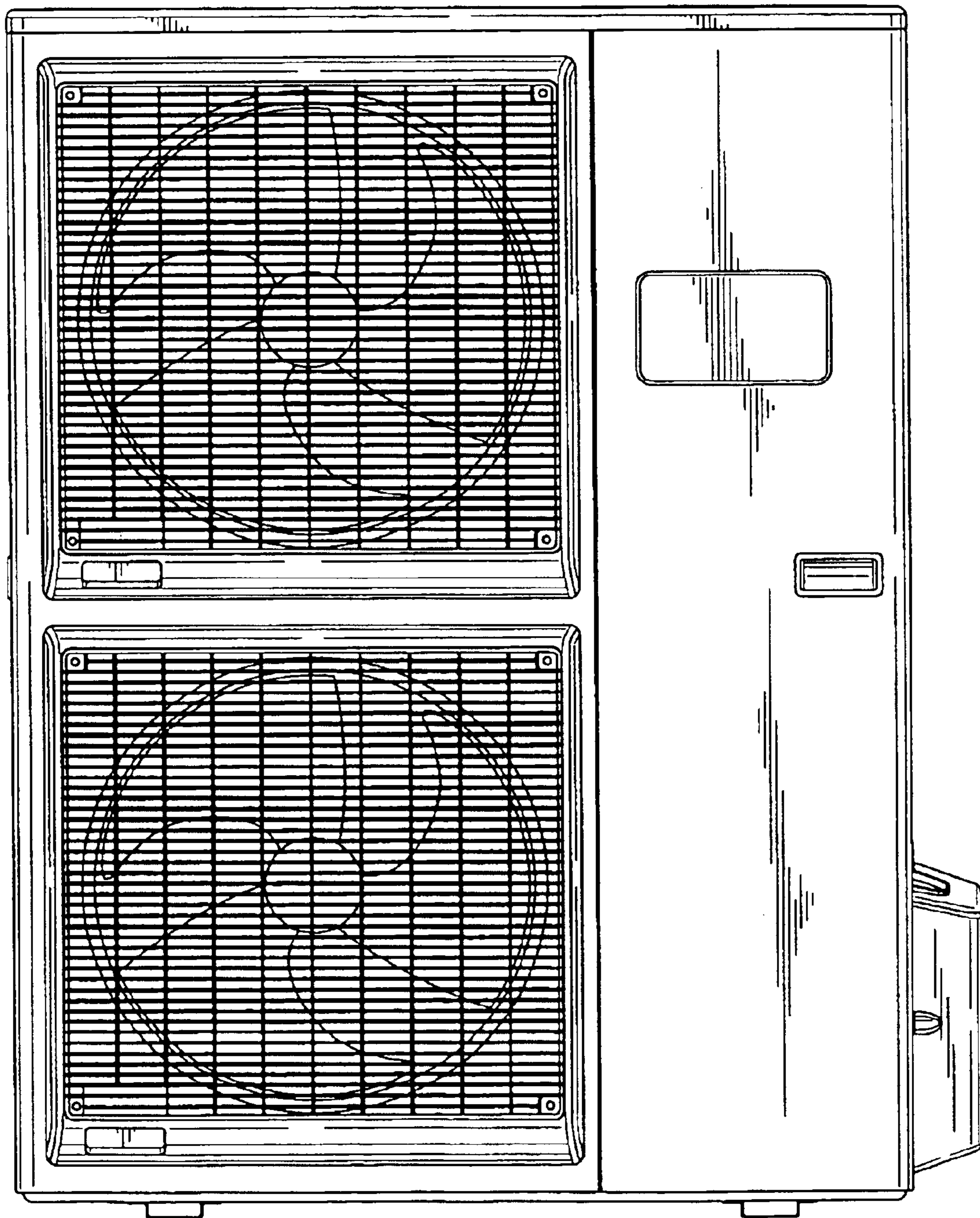




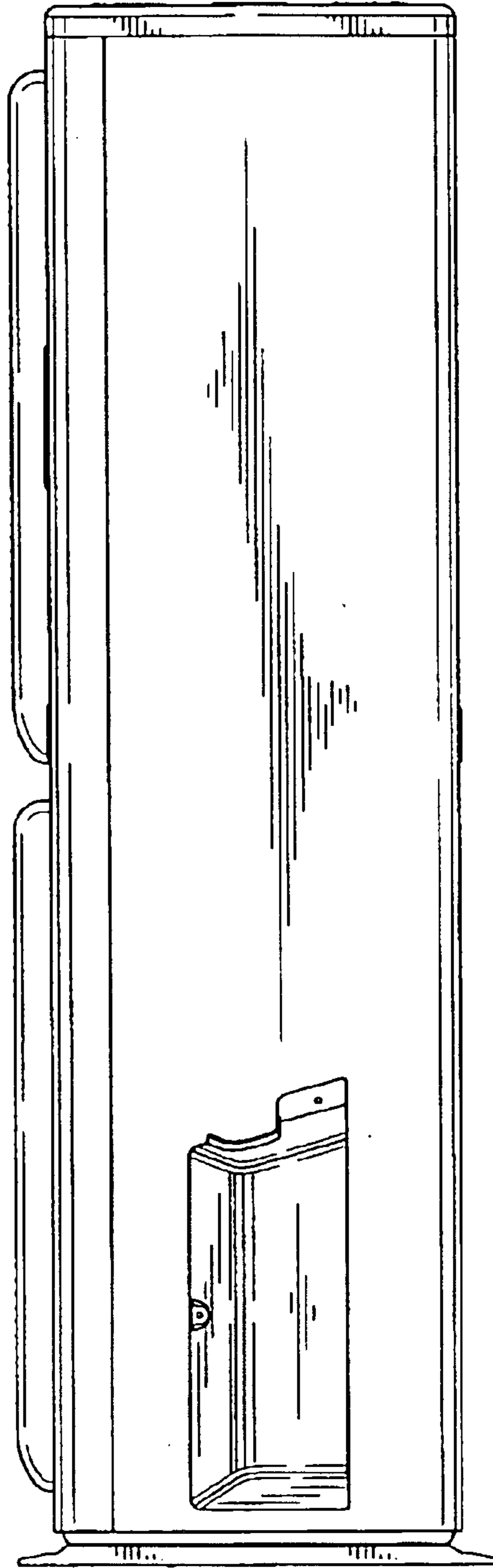
FIG. 3



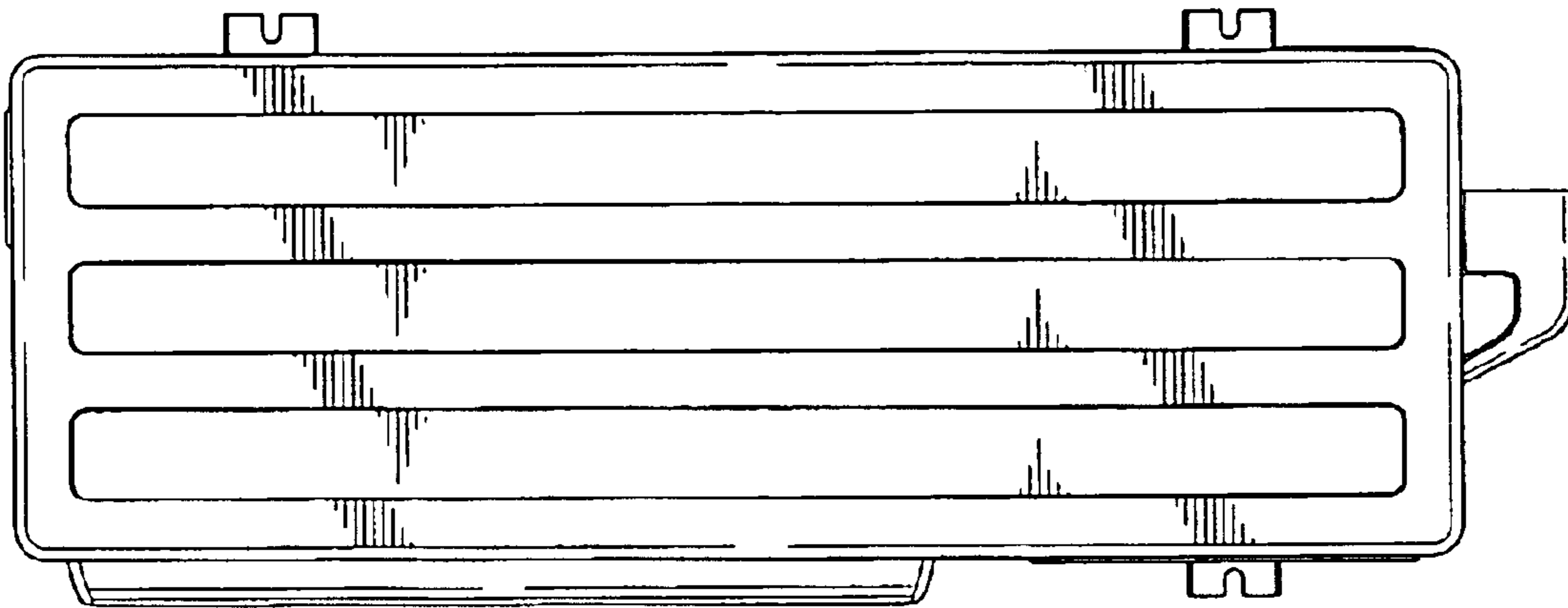
*FIG. 4*



*FIG. 5*



*FIG. 6*



*FIG. 7*

