



US00D508110S

(12) **United States Design Patent**
Spangler

(10) **Patent No.:** **US D508,110 S**

(45) **Date of Patent:** **** Aug. 2, 2005**

(54) **FAUCET HANDLE**

D496,434 S * 9/2004 Spangler D23/252

(75) **Inventor:** **Anthony G. Spangler**, Greensburg, IN (US)

* cited by examiner

(73) **Assignee:** **Masco Corporation of Indiana**, Indianapolis, IN (US)

Primary Examiner—Louis S. Zarfes

Assistant Examiner—Gregory Andoll

(74) *Attorney, Agent, or Firm*—Kwadjo Adusei-Poku; Lloyd D. Doigan

(**) **Term:** **14 Years**

(57) **CLAIM**

(21) **Appl. No.:** **29/204,997**

The ornamental design for a faucet handle, as shown and described.

(22) **Filed:** **May 7, 2004**

DESCRIPTION

(51) **LOC (8) Cl.** **23-01**

(52) **U.S. Cl.** **D23/252**

(58) **Field of Search** D23/238–243,
D23/245, 250–257; D8/300–322, 350–353,
DIG. 3; 16/110.1; 4/675–678; 137/801

FIG. 1 is a front perspective view of a faucet handle showing my design;

FIG. 2 is a rear perspective view thereof;

FIG. 3 is a right side elevational view thereof;

FIG. 4 is a front elevational view thereof;

FIG. 5 is a top plan view thereof;

FIG. 6 is a rear elevational view thereof; and,

FIG. 7 is a left side elevational view thereof.

(56) **References Cited**

U.S. PATENT DOCUMENTS

D402,005 S * 12/1998 Ko D23/252

D458,347 S * 6/2002 Mullenmeister D23/252

1 Claim, 4 Drawing Sheets





FIG - 1



FIG - 2




FIG - 3



FIG - 4

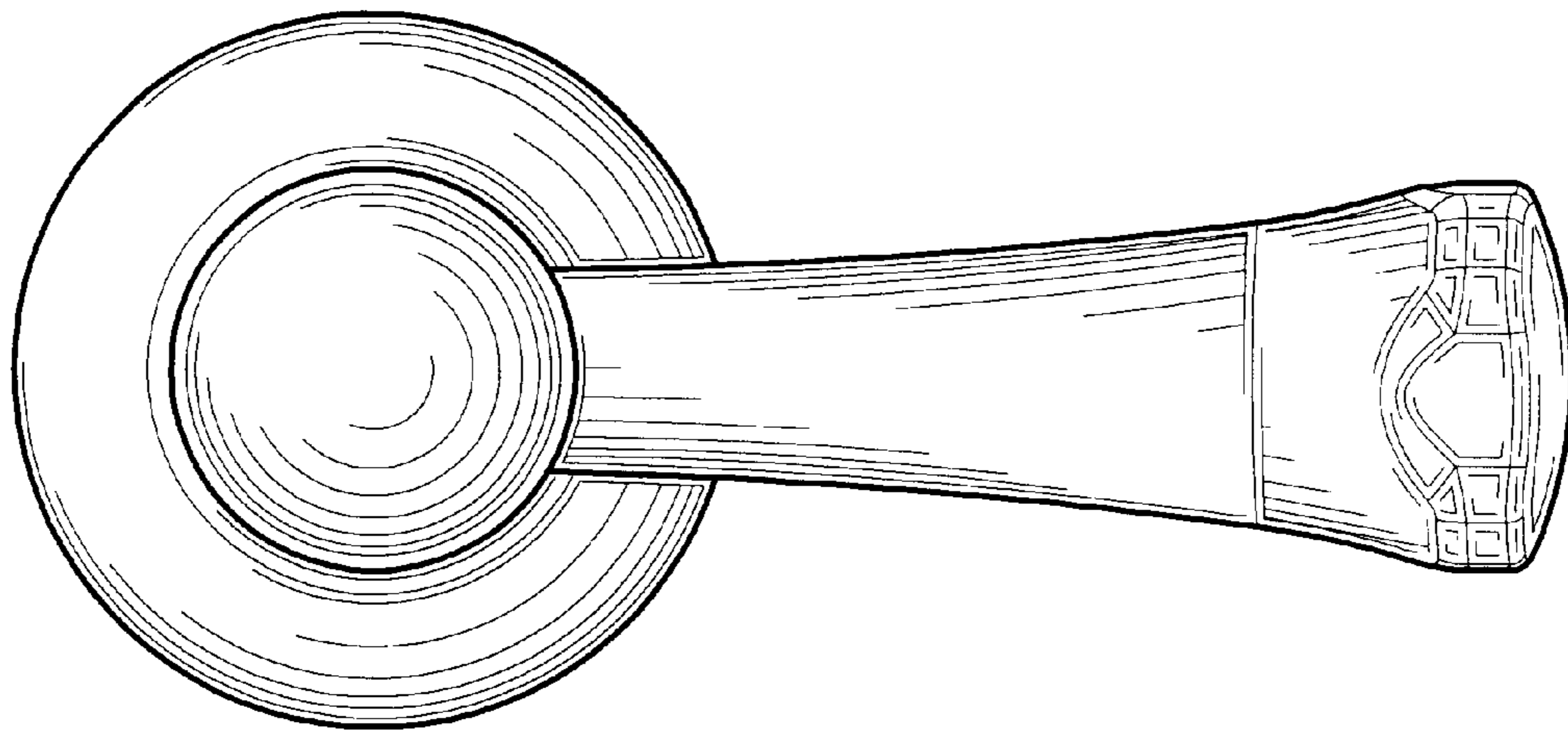


FIG - 5



FIG - 6

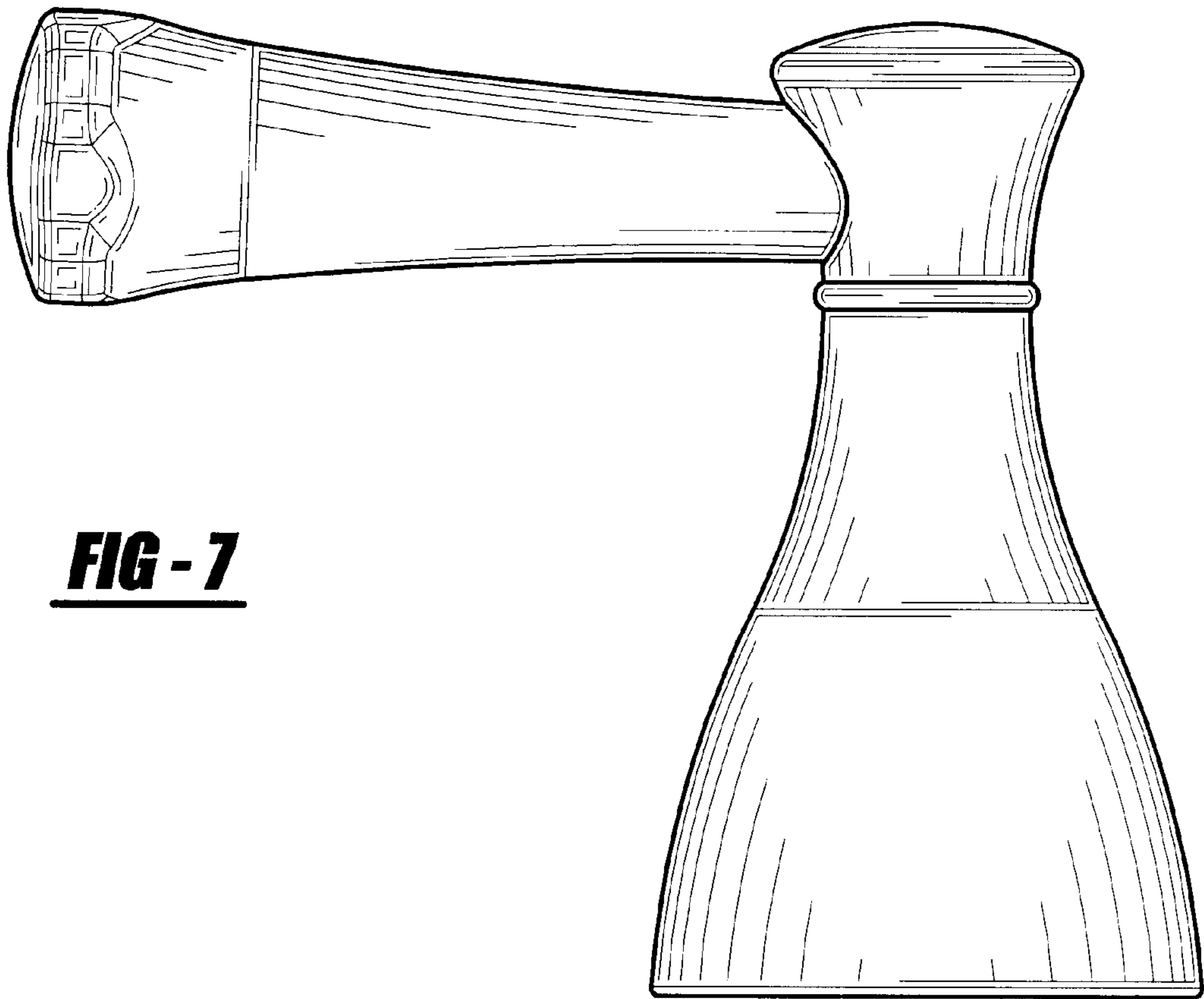


FIG - 7