

US00D508101S

(12) **United States Design Patent** (10) **Patent No.:** **US D508,101 S**  
**Chen et al.** (45) **Date of Patent:** **\*\* Aug. 2, 2005**

(54) **GOLF PUTTER HEAD COVER**

D484,210 S \* 12/2003 Oldknow et al. .... D21/754

(75) Inventors: **Xiaojian Chen**, Phoenix, AZ (US);  
**Gary L. Tuerschmann**, Phoenix, AZ  
(US)

\* cited by examiner

*Primary Examiner*—Mitchell Siegel

(74) *Attorney, Agent, or Firm*—Darrell F. Marquette

(73) Assignee: **Karsten Manufacturing Corporation**,  
Phoenix, AZ (US)

(57) **CLAIM**

The ornamental design for a golf putter head cover, as shown  
and described.

(\*\*) Term: **14 Years**

(21) Appl. No.: **29/207,157**

(22) Filed: **Jun. 8, 2004**

(51) **LOC (8) Cl.** ..... **21-02**

(52) **U.S. Cl.** ..... **D21/754**

(58) **Field of Search** ..... D21/754; 150/160

(56) **References Cited**

**U.S. PATENT DOCUMENTS**

4,667,716 A 5/1987 Solheim  
D446,564 S \* 8/2001 McLoughlin ..... D21/754  
6,321,805 B1 11/2001 Suggs  
D470,206 S \* 2/2003 Bergling-Olson ..... D21/754

**DESCRIPTION**

FIG. 1 is a top plan view of a golf putter head cover showing  
our new design;

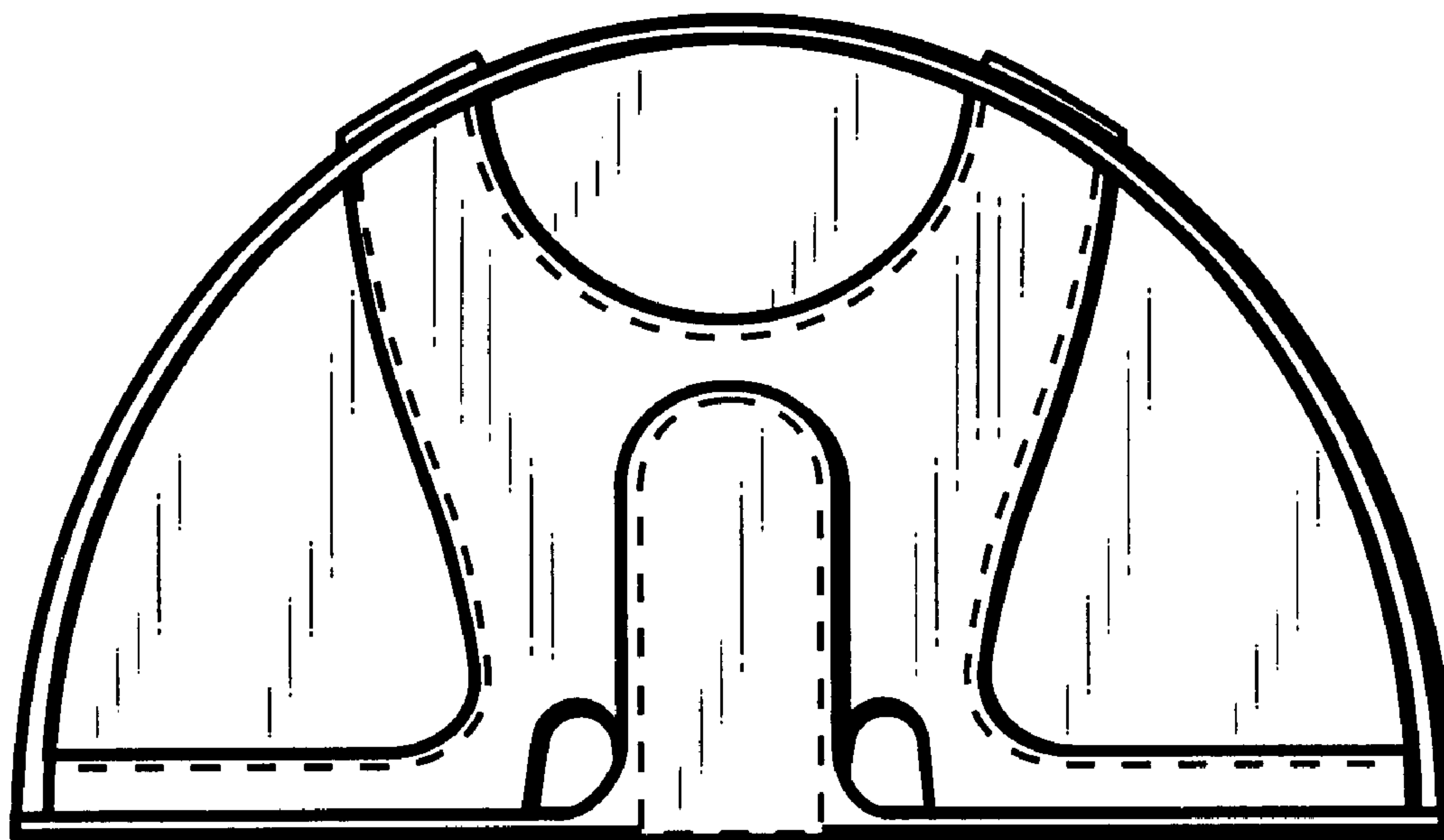
FIG. 2 is a front elevational view of the golf putter head  
cover shown in FIG. 1;

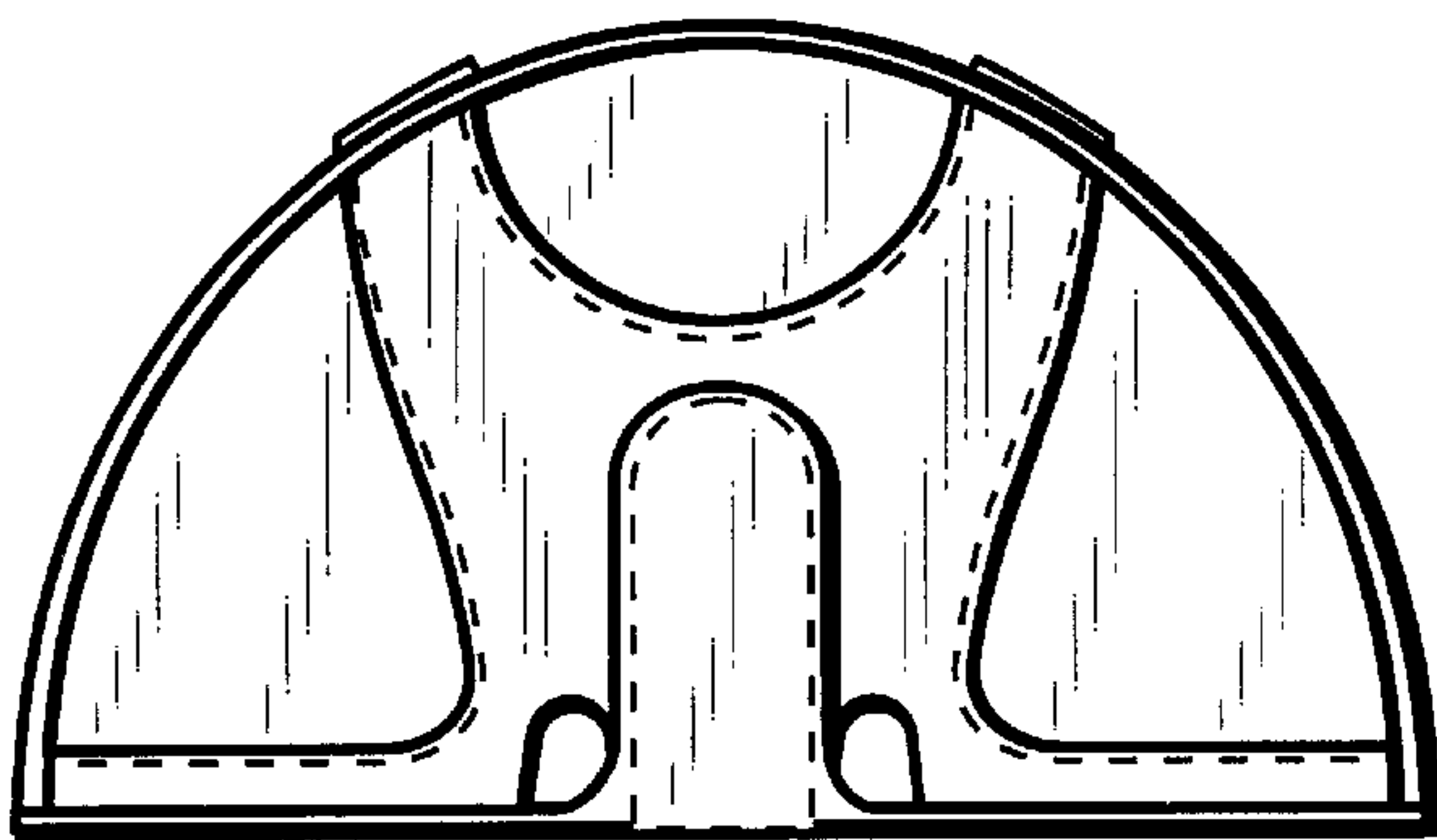
FIG. 3 is a bottom view of the golf putter head cover shown  
in FIG. 1;

FIG. 4 is a rear elevational view of the golf putter head cover  
shown in FIG. 1; and,


FIG. 5 is a side elevational view of the golf putter head taken  
from the right in FIG. 2, the opposite side elevational view  
taken from the left in FIG. 2 being a mirror image thereof.

**1 Claim, 1 Drawing Sheet**





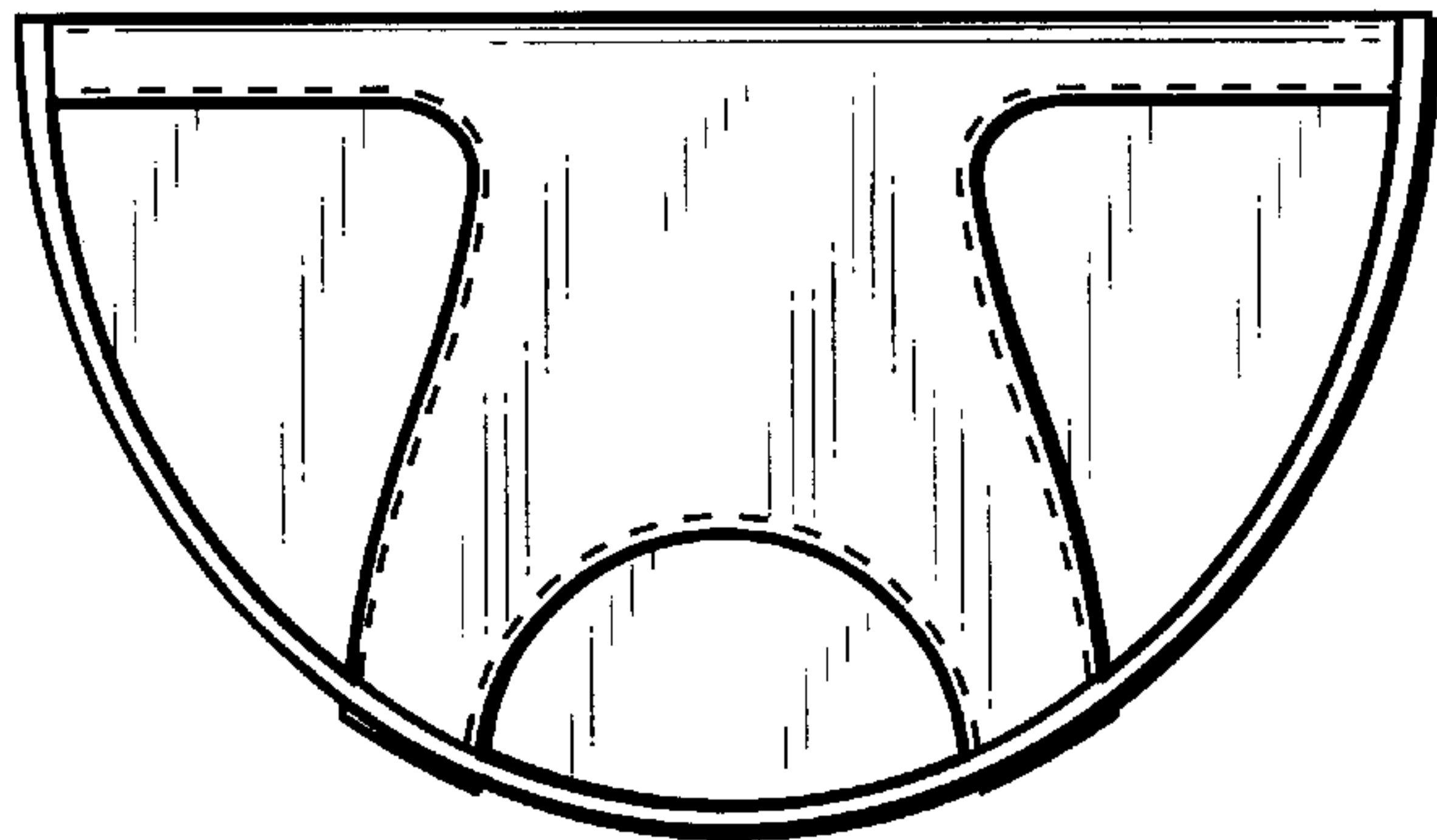
*Fig.1*



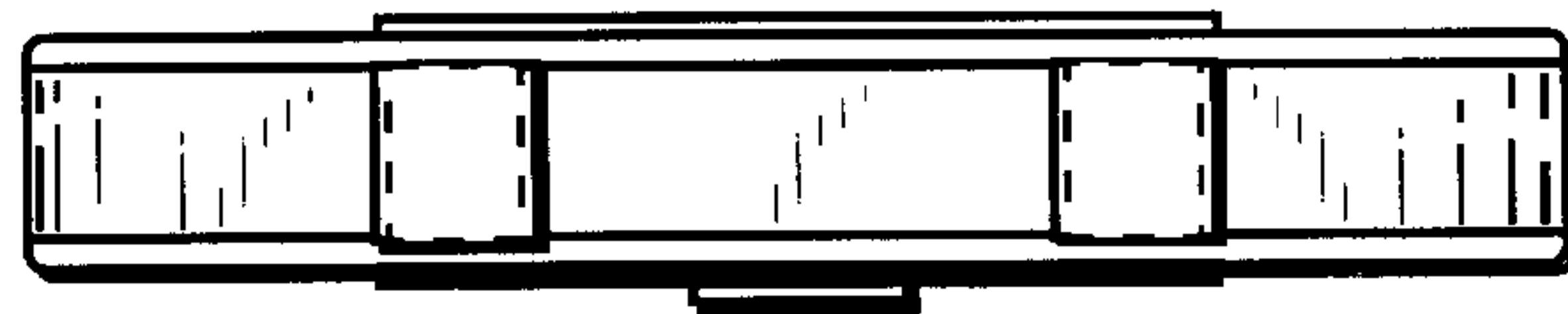
*Fig.5*



*Fig.2*



*Fig.3*



*Fig.4*