

US00D508092S

(12) **United States Design Patent** (10) **Patent No.:** **US D508,092 S**
Williams-Nicholas (45) **Date of Patent:** **** Aug. 2, 2005**

(54) **NOISE MAKER**
(76) Inventor: **Kyshea Williams-Nicholas**, 6254
Marbut Farms Trail, Lithonia, GA (US)
30058
(**) Term: **14 Years**
(21) Appl. No.: **29/214,875**
(22) Filed: **Oct. 12, 2004**

D241,869 S * 10/1976 Hilprecht et al. D21/713
D243,913 S * 4/1977 Miles D7/710
4,454,204 A * 6/1984 Posey 428/542.4
D340,076 S * 10/1993 Turner D19/82
D349,009 S * 7/1994 Minor D7/606
D376,730 S * 12/1996 Hurst et al. D7/515
D420,861 S * 2/2000 Hansen D7/606
D459,750 S * 7/2002 Cohen D17/22
6,464,558 B1 * 10/2002 Ayres 446/419
6,817,922 B1 * 11/2004 Davies 446/418
2002/0077022 A1 * 6/2002 Williams 446/268

* cited by examiner

Related U.S. Application Data

(60) Division of application No. 29/187,603, filed on Aug. 4, 2003, which is a continuation-in-part of application No. 09/966,711, filed on Nov. 29, 2001, now abandoned.
(51) **LOC (8) Cl.** **21-01**
(52) **U.S. Cl.** **D21/405; D21/406; D21/408; D21/713**
(58) **Field of Search** D21/400, 405, D21/406, 408, 707-714, 811, 812; D9/600, 668; D17/22, 99; D7/506, 515, 539, 544, 302, 593, 594, 599, 604, 606, 613, 619.2, 623, 628, 710; D3/271; D20/19, 29; 473/569-614; 446/71, 76, 81, 188, 192, 202, 204, 209, 213, 216, 267, 397, 398, 400, 404, 418, 419, 421, 422; 40/1, 586; 84/402

Primary Examiner—Catherine Tuttle
(74) *Attorney, Agent, or Firm*—Baker Donelson

(57) **CLAIM**

The ornamental design for a noise maker, as shown and described.

DESCRIPTION

FIG. 1 is a perspective view of a noise maker showing my new design;
FIG. 2 is a top view of FIG. 1;
FIG. 3 is a right side view thereof; the left side view being the same as the side shown;
FIG. 4 is a bottom view of FIG. 1; and,
FIG. 5 is a front view of FIG. 1, the rear view being the same as the front shown.

(56) **References Cited**

U.S. PATENT DOCUMENTS

D228,328 S * 9/1973 Schley D7/507

1 Claim, 3 Drawing Sheets

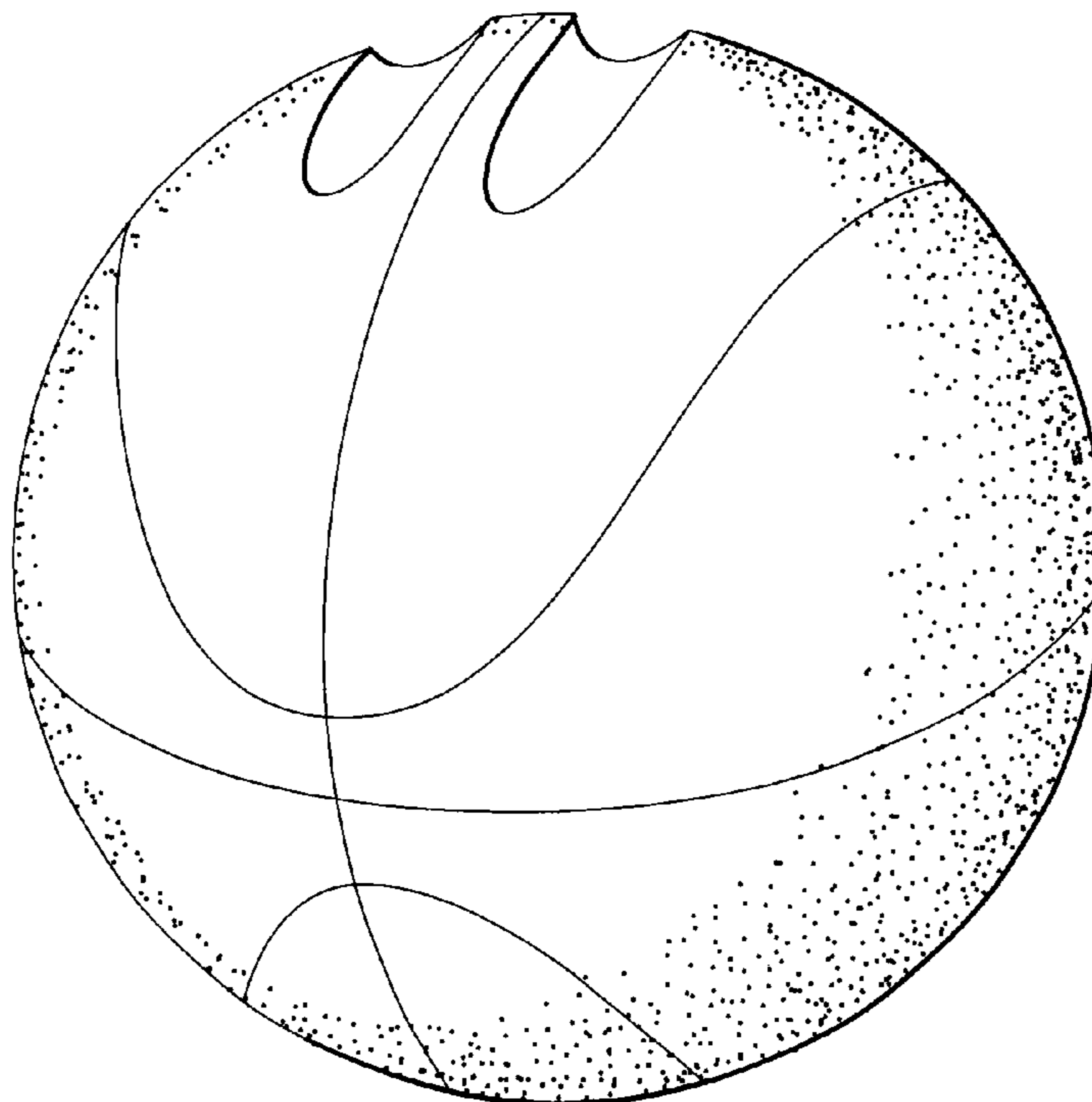


Fig. 1

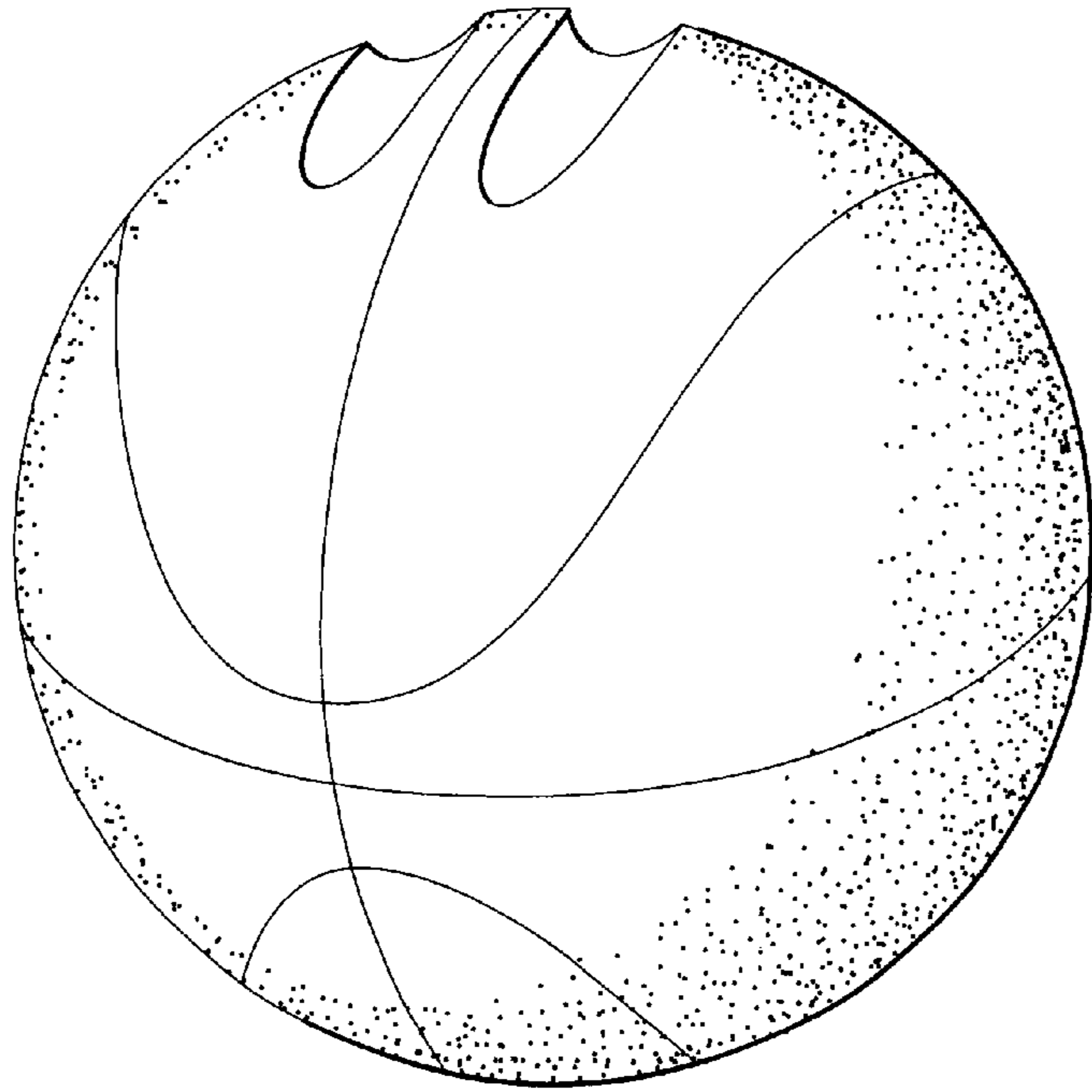


Fig. 2

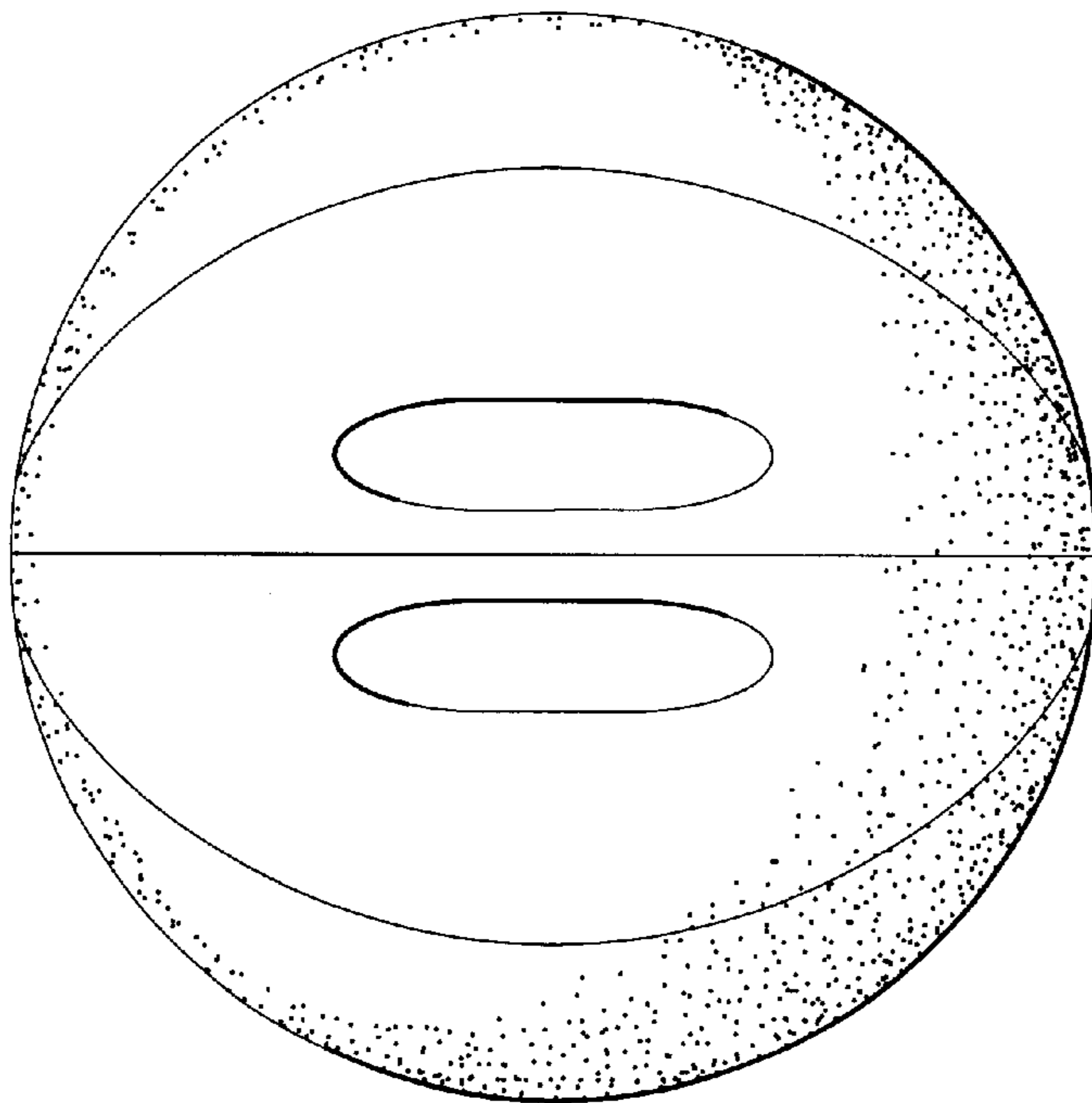


Fig. 3

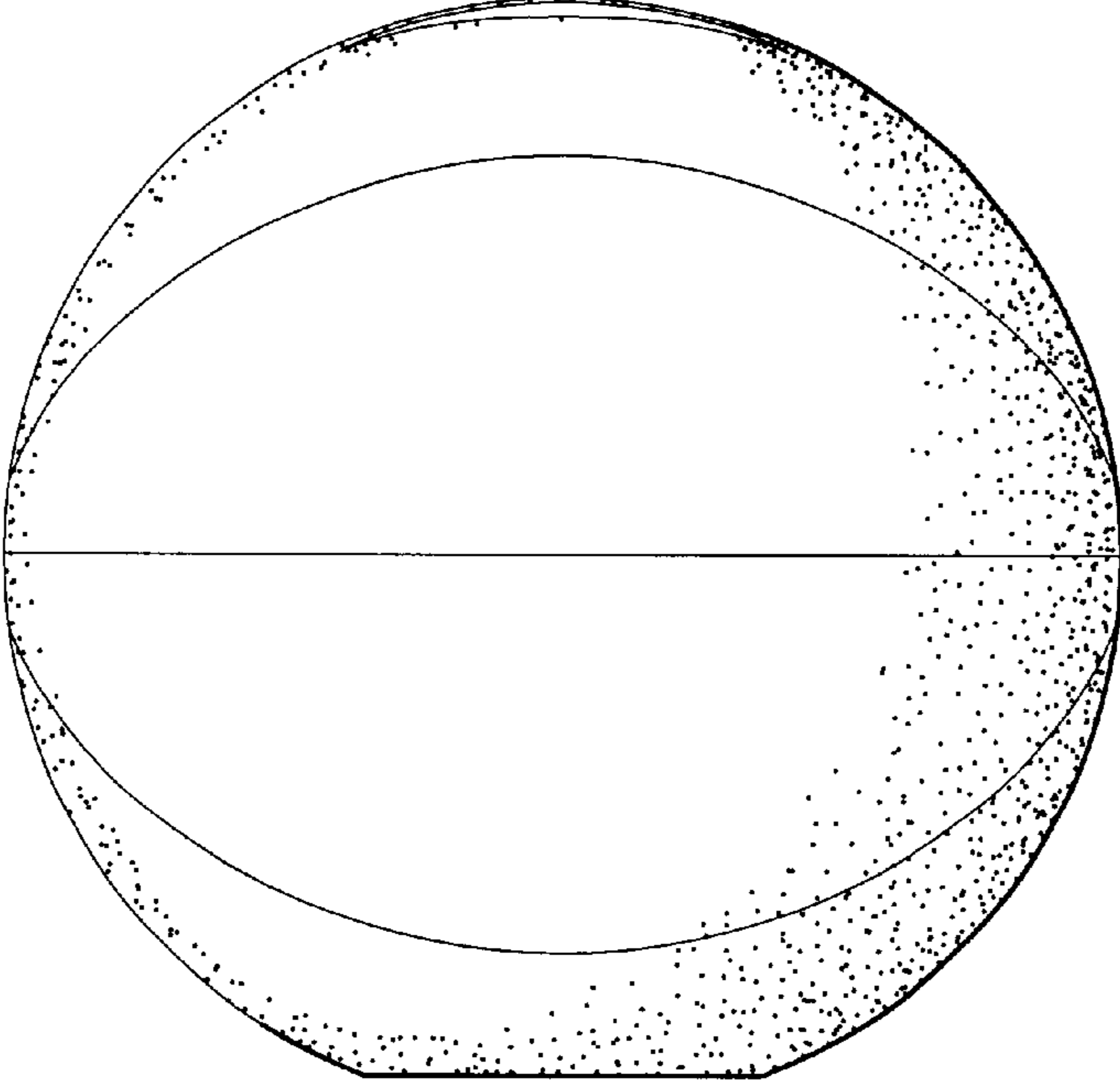


Fig. 4

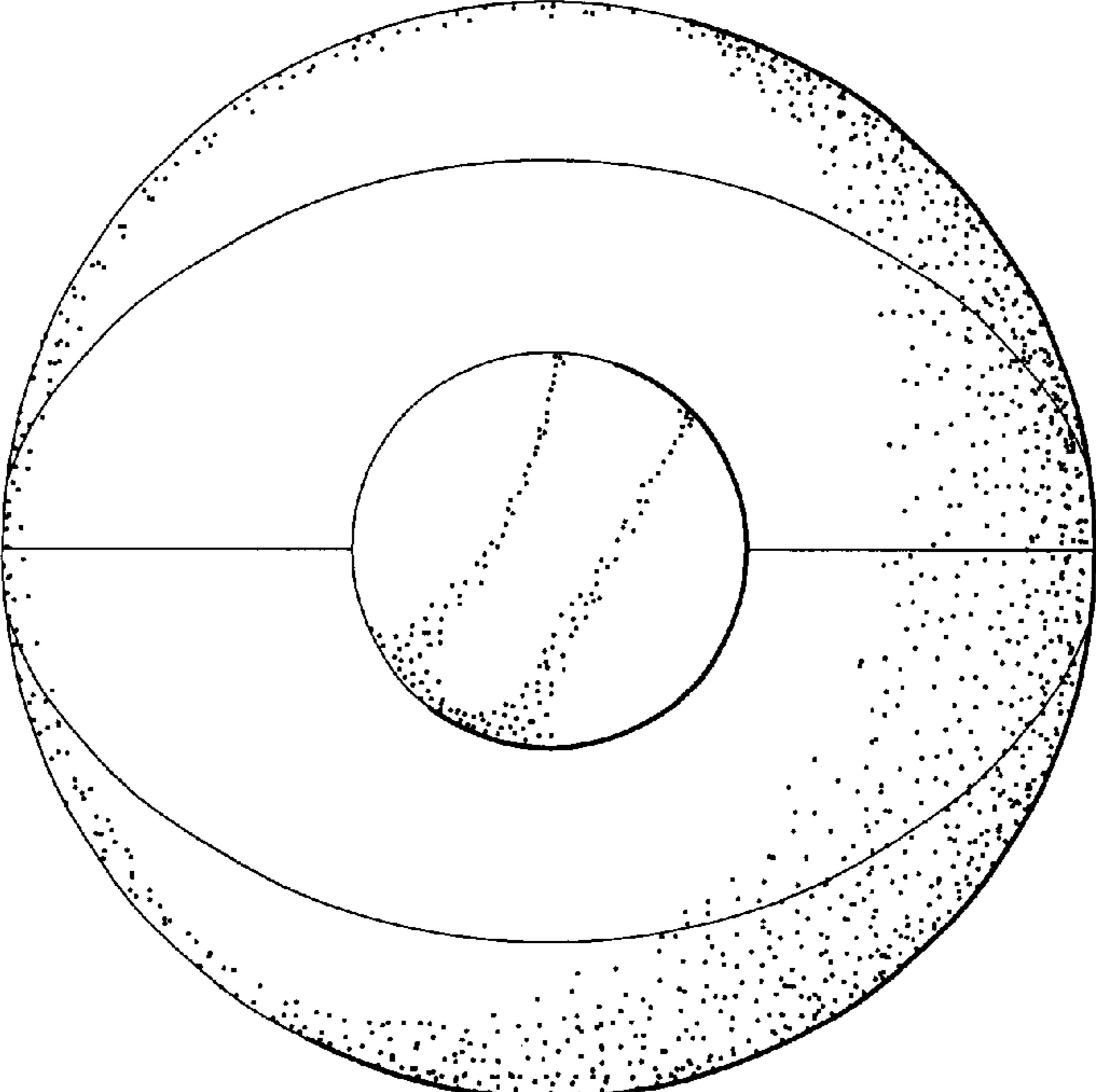


Fig. 5

