

US00D508086S

(12) **United States Design Patent** (10) **Patent No.:** **US D508,086 S**  
**Pribnow** (45) **Date of Patent:** **\*\* Aug. 2, 2005**

(54) **HAT AND WIG DISPLAY**

(76) **Inventor:** **Arla A. Pribnow**, 2 Hopeman La.,  
Bella Vista, AR (US) 72715

(\*\*) **Term:** **14 Years**

(21) **Appl. No.:** **29/210,682**

(22) **Filed:** **Aug. 4, 2004**

(51) **LOC (8) Cl.** ..... **20-02**

(52) **U.S. Cl.** ..... **D20/32**

(58) **Field of Search** ..... D5/61, 62; D11/150,  
D11/160; D20/10, 31, 32, 41, 99; D21/577,  
621, 659; D28/93; 223/66, 120; 428/16,  
542.2, 542.4; 434/396

(56) **References Cited**

**U.S. PATENT DOCUMENTS**

D79,052 S	*	7/1929	Vigneau	.....	D20/32
D81,344 S	*	6/1930	Levy et al.	.....	D20/32
D89,778 S	*	5/1933	Maas	.....	D20/32
3,254,757 A	*	6/1966	Raskin	.....	206/8
3,485,250 A	*	12/1969	Brown, Jr.	.....	132/53
D227,186 S	*	6/1973	Dangeli	.....	D28/93
3,777,951 A	*	12/1973	Newsteder	.....	223/67
D472,274 S	*	3/2003	Kwong	.....	D20/32

\* cited by examiner

*Primary Examiner*—Robert M. Spear  
(74) *Attorney, Agent, or Firm*—Thomte, Mazour &  
Niebergall; Shane M. Niebergall

(57) **CLAIM**

The ornamental design for a hat and wig display, as shown and described.

**DESCRIPTION**

FIG. 1 is a front perspective view of the hat and wig display of the present invention;

FIG. 2 is a top plan view of the hat and wig display of the present invention;

FIG. 3 is a front elevation view of the hat and wig display of the present invention;

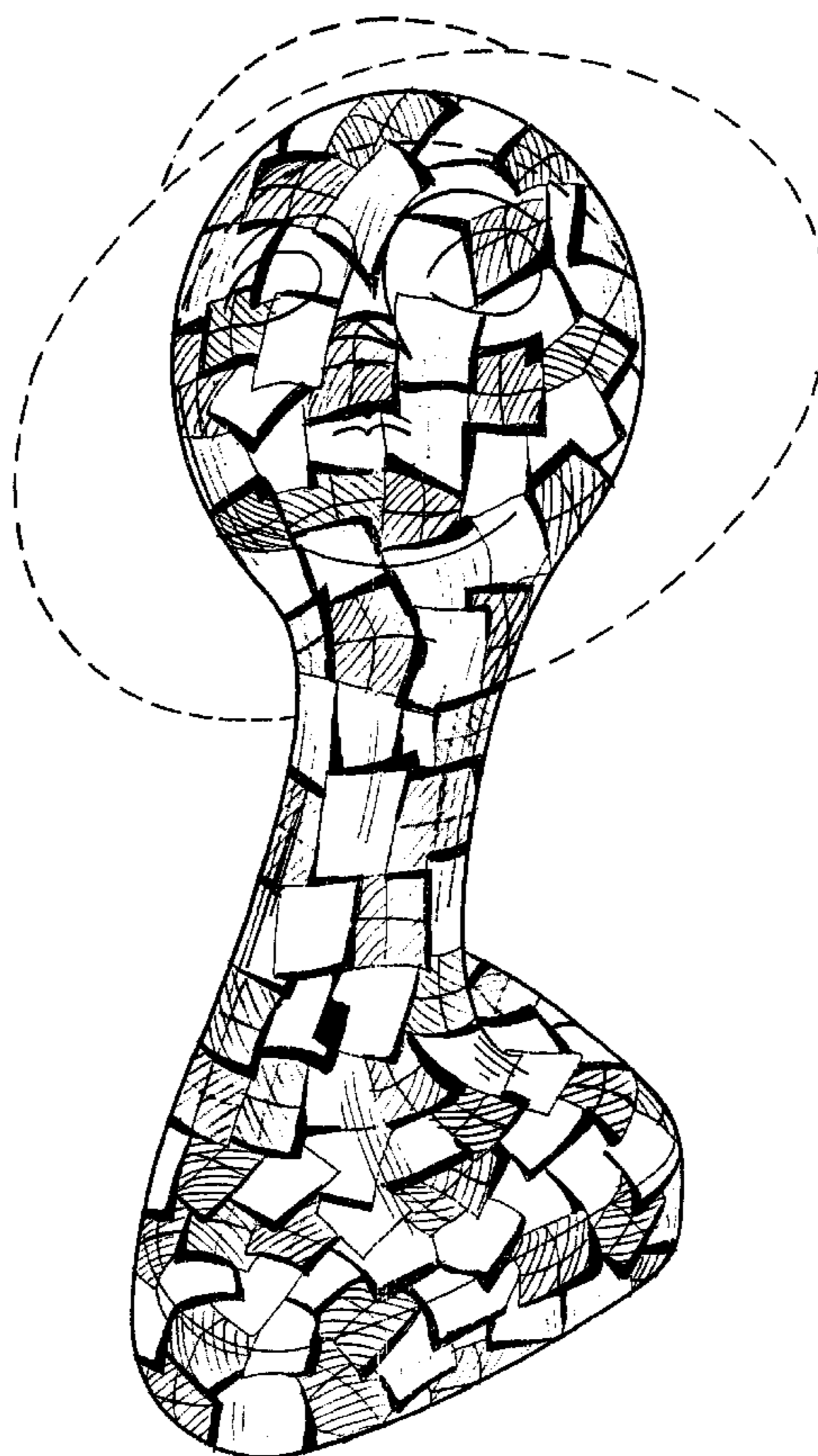
FIG. 4 is a side elevation view of the hat and wig display of the present invention;

FIG. 5 is a rear elevation view of the hat and wig display of the present invention; and,

FIG. 6 is a bottom plan view of the hat and wig display of the present invention.

The broken line drawings in FIG. 1, depicting portions of a hat appearing on the hat and wig display, are for illustrative purposes only and form no part of the claimed design.

**1 Claim, 3 Drawing Sheets**



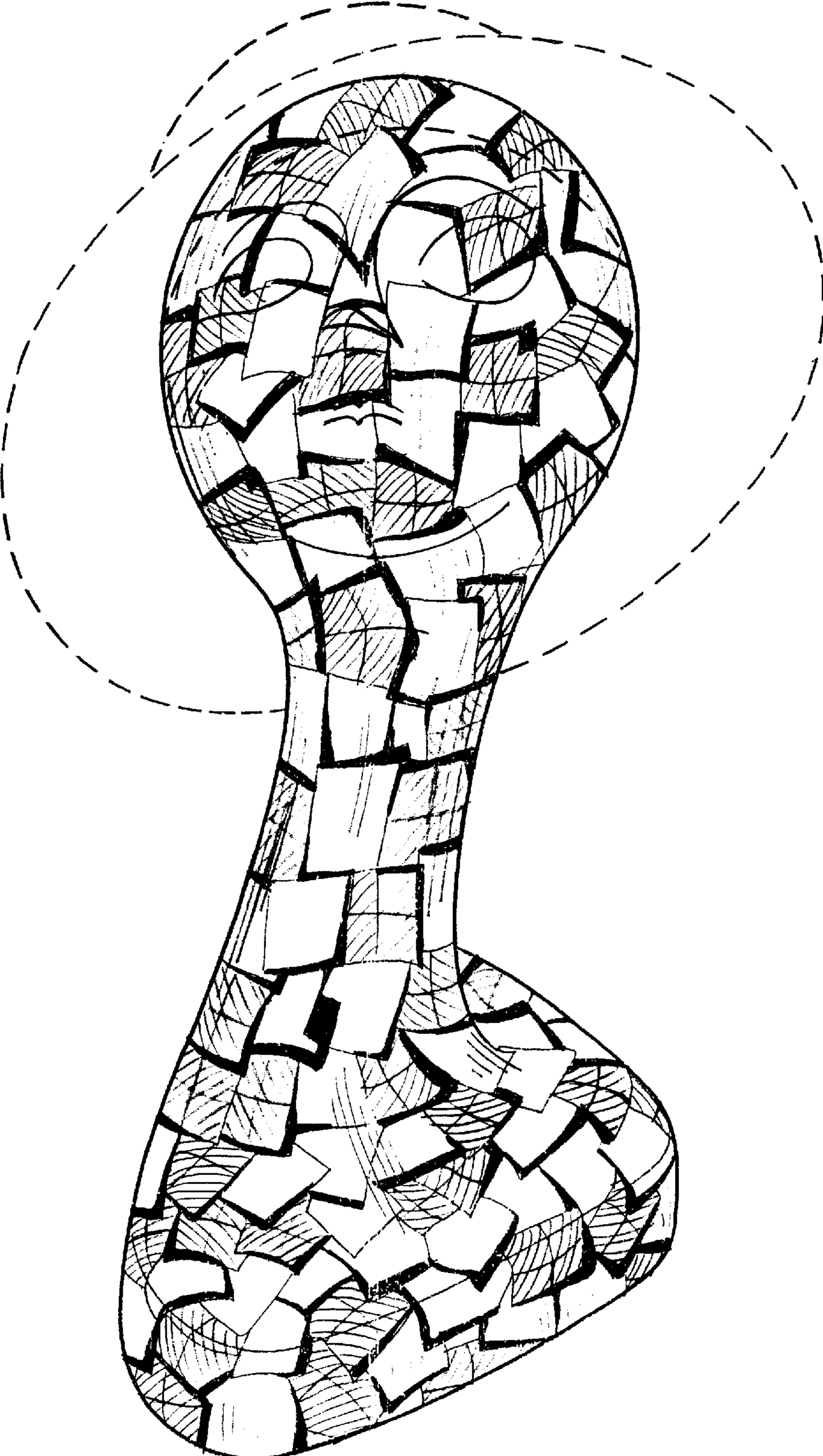


FIG. 1




FIG. 2

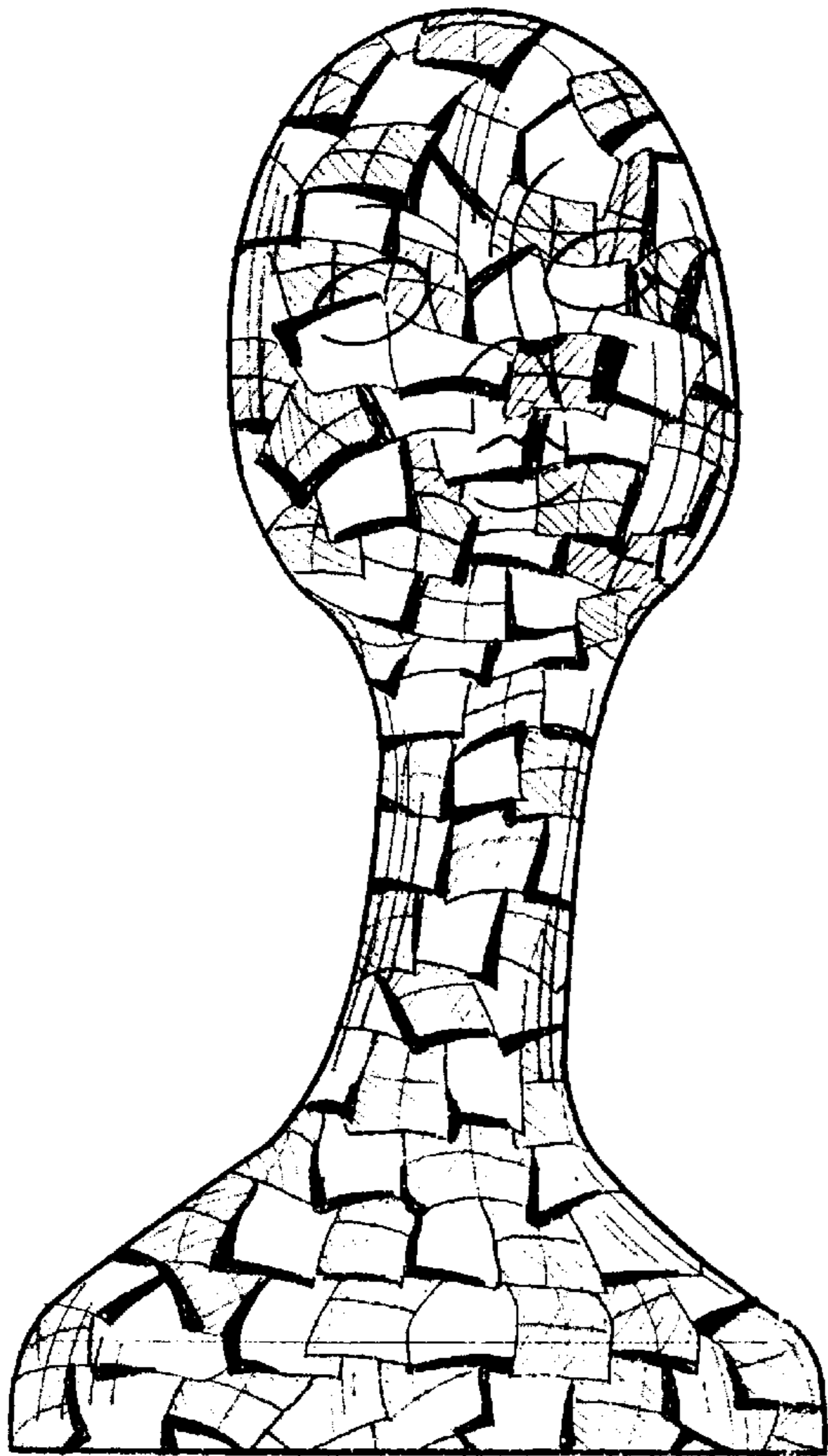


FIG. 3

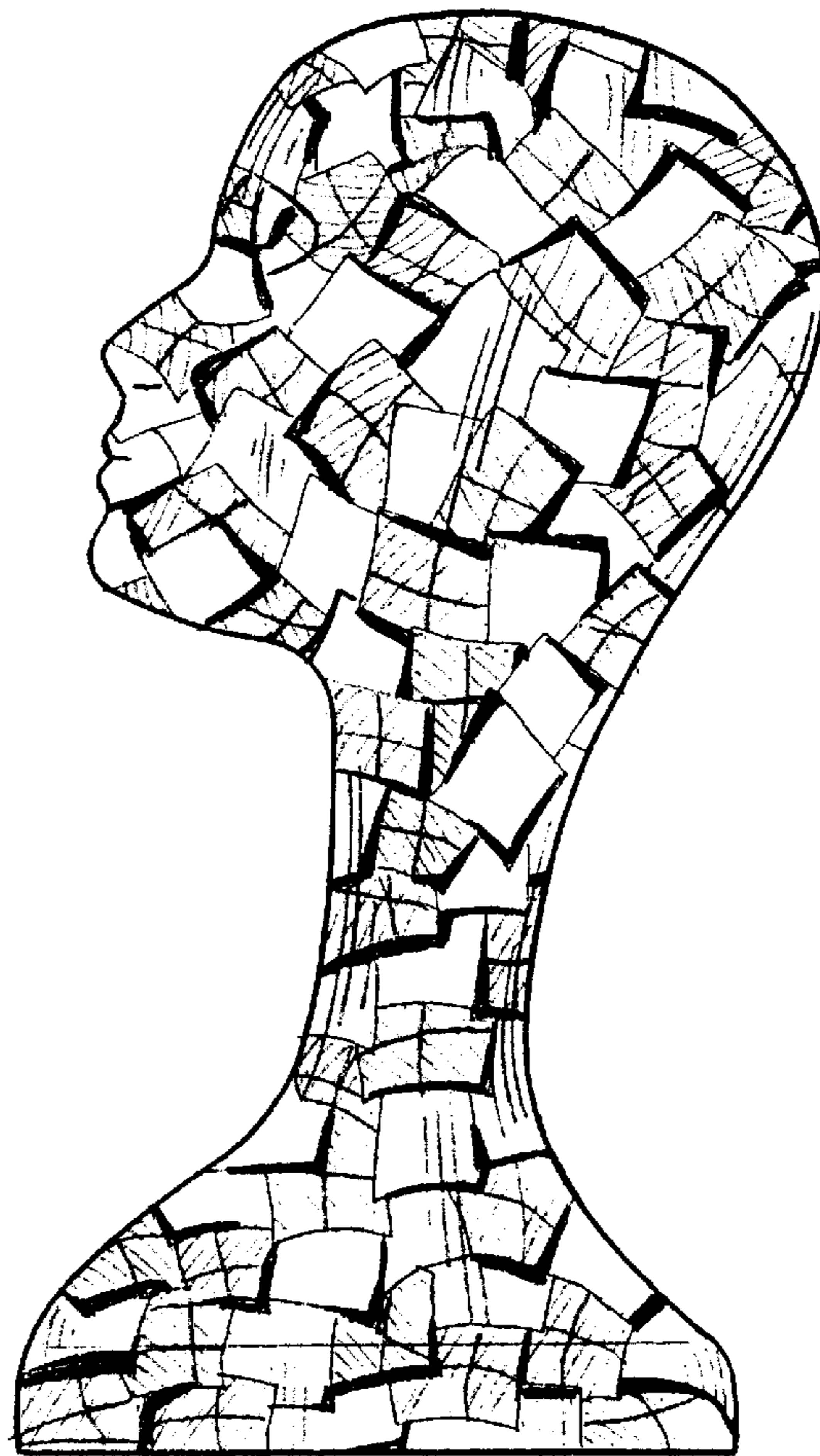


FIG. 4




FIG. 5

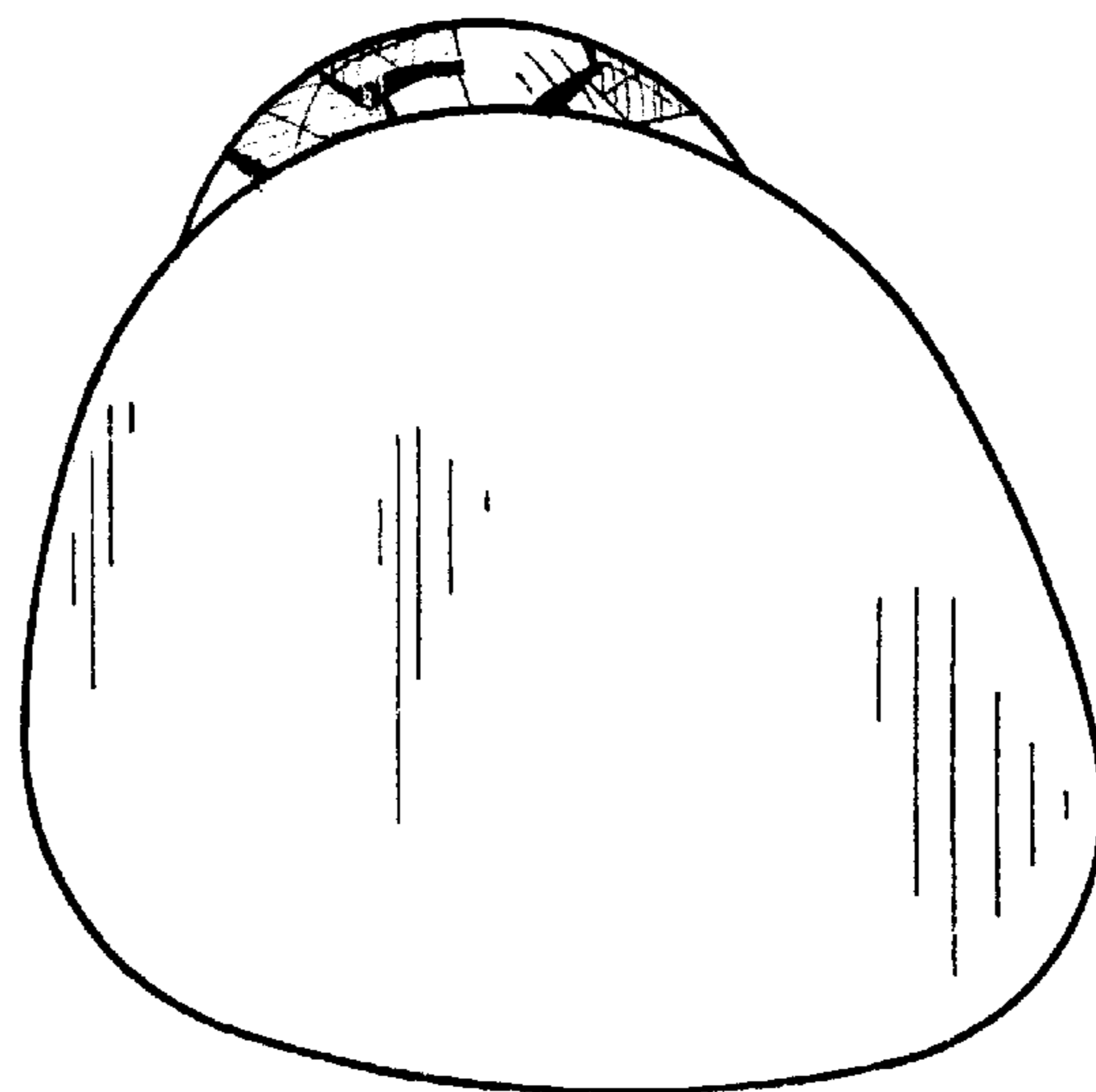


FIG. 6