

US00D508083S

(12) **United States Design Patent**
Cetera

(10) **Patent No.:** **US D508,083 S**

(45) **Date of Patent:** **** Aug. 2, 2005**

- (54) **PEN**
- (75) **Inventor:** **Carl Cetera**, Tenafly, NJ (US)
- (73) **Assignee:** **Cotapaxi, Inc.**, Carlstadt, NJ (US)
- (**) **Term:** **14 Years**
- (21) **Appl. No.:** **29/213,887**
- (22) **Filed:** **Sep. 23, 2004**
- (51) **LOC (8) Cl.** **19-06**
- (52) **U.S. Cl.** **D19/51; D19/55; D19/56**
- (58) **Field of Search** **D19/35, 36, 41-51,**
D19/53-58, 81-85; 401/6, 7, 88, 99-102,
103-106, 107-117, 209; 24/10 R, 11 R,
11 P, 11 PP, 11 F, 11 M

- D438,903 S * 3/2001 Rosenbaum D19/55
- D443,896 S * 6/2001 Briggl et al. D19/49
- D460,112 S * 7/2002 Keda D19/51
- D474,810 S * 5/2003 Morita D19/51
- 6,752,556 B2 * 6/2004 Pearce 401/6
- D495,001 S * 8/2004 Anand D19/51
- 6,802,664 B2 * 10/2004 Vial et al. 401/6

* cited by examiner

Primary Examiner—Martie K. Holtje
(74) *Attorney, Agent, or Firm*—Brian Carpenter

(57) **CLAIM**

The ornamental design for the pen, as shown and described.

DESCRIPTION

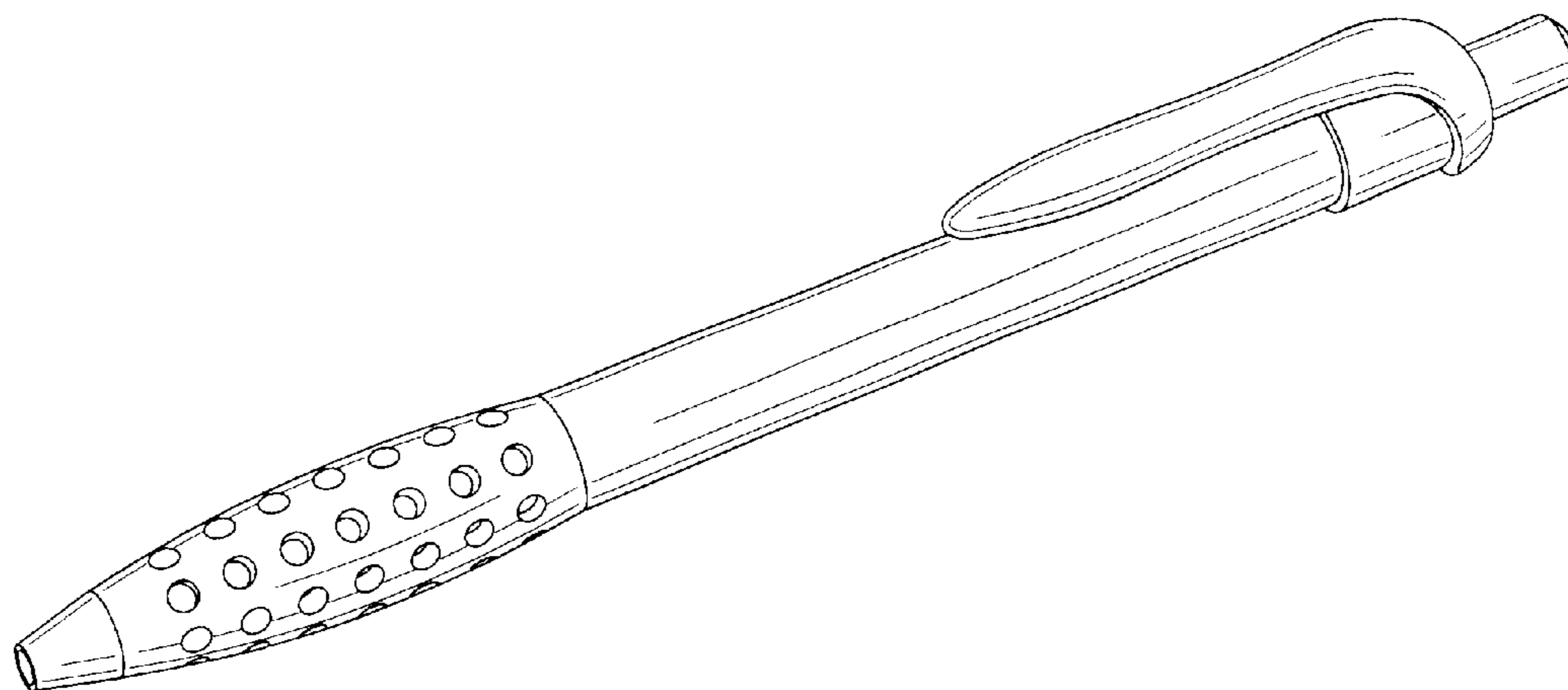
FIG. 1 is a top front perspective view of the pen;
FIG. 2 is a front elevation view of the pen of FIG. 1;
FIG. 3 is a side elevation view of the pen of FIG. 1;
FIG. 4 is a back side elevation view of the pen of FIG. 1;
FIG. 5 is a bottom plan view of the pen of FIG. 1; and,
FIG. 6 is a top plan view of the pen of FIG. 1.

1 Claim, 2 Drawing Sheets

(56) **References Cited**

U.S. PATENT DOCUMENTS

- D418,163 S * 12/1999 Rosen D19/51
- D425,559 S * 5/2000 Beneyto D19/51
- D433,704 S * 11/2000 Kouda D19/49



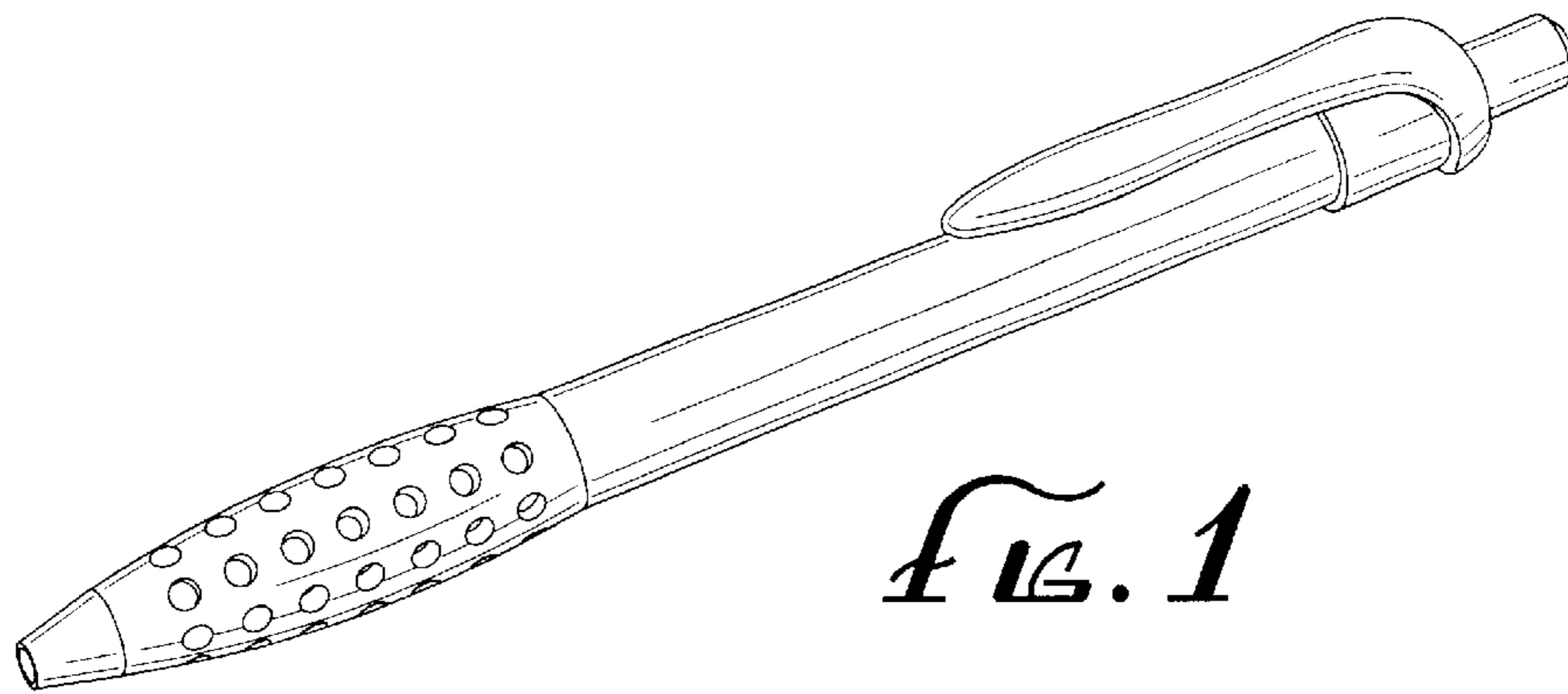


FIG. 1

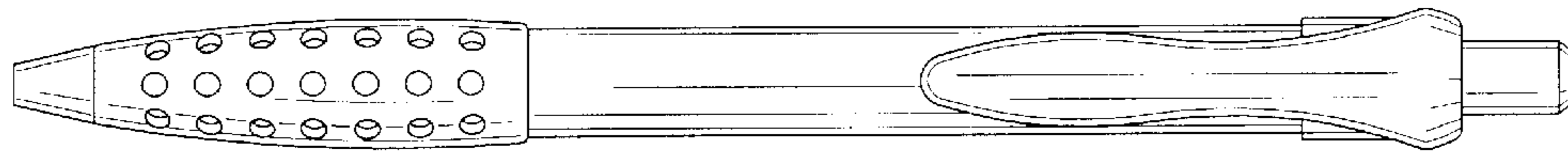


FIG. 2




FIG. 3




FIG. 4

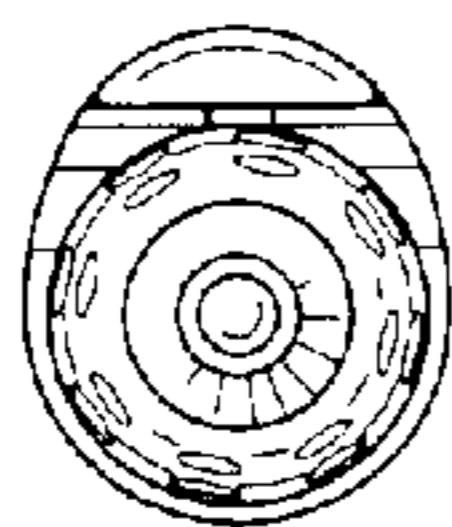


FIG. 5

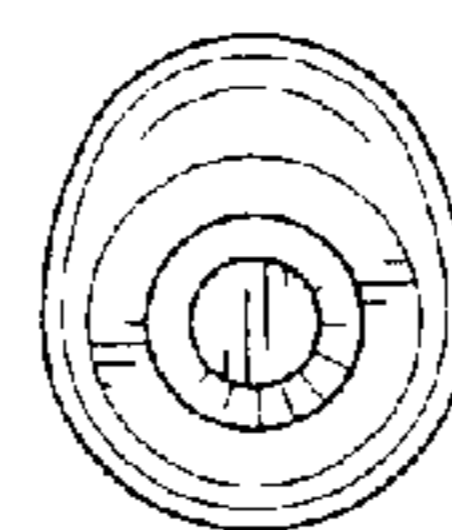


FIG. 6